

US00D504698S

(12) **United States Design Patent**
Delaney

(10) **Patent No.:** **US D504,698 S**
(45) **Date of Patent:** **** May 3, 2005**

- (54) **PEN**
- (75) **Inventor:** **John Delaney**, Greensboro, NC (US)
- (73) **Assignee:** **Genuity Concepts, Inc.**, Greenboro, NC (US)
- (**) **Term:** **14 Years**
- (21) **Appl. No.:** **29/214,238**
- (22) **Filed:** **Sep. 28, 2004**
- (51) **LOC (7) Cl.** **19-06**
- (52) **U.S. Cl.** **D19/51; D19/56**
- (58) **Field of Search** D19/35, 36, 41-51, D19/53-58, 81-85, 75; 401/6, 7, 88, 99-102, 103-106, 107-110, 111-117, 209; 24/10 R, 11 R, 11 P, 11 PP, 11 F, 11 M, 11 HC, 11 CT
- (56) **References Cited**
U.S. PATENT DOCUMENTS
D190,349 S * 5/1961 Doman D19/57
3,101,964 A * 8/1963 Reaser D19/51

- D213,739 S * 4/1969 Konwiser D19/51
- D309,633 S * 7/1990 Itoh D19/51
- D366,062 S * 1/1996 Takahashi D19/51
- D416,042 S * 11/1999 Burkhardt, Jr. D19/51
- D427,633 S * 7/2000 Pellisa Beneyto D19/51
- D445,454 S * 7/2001 Martens et al. D19/51
- D497,389 S * 10/2004 Katami D19/46

* cited by examiner

Primary Examiner—Martie K. Holtje
(74) *Attorney, Agent, or Firm*—Brian Carpenter

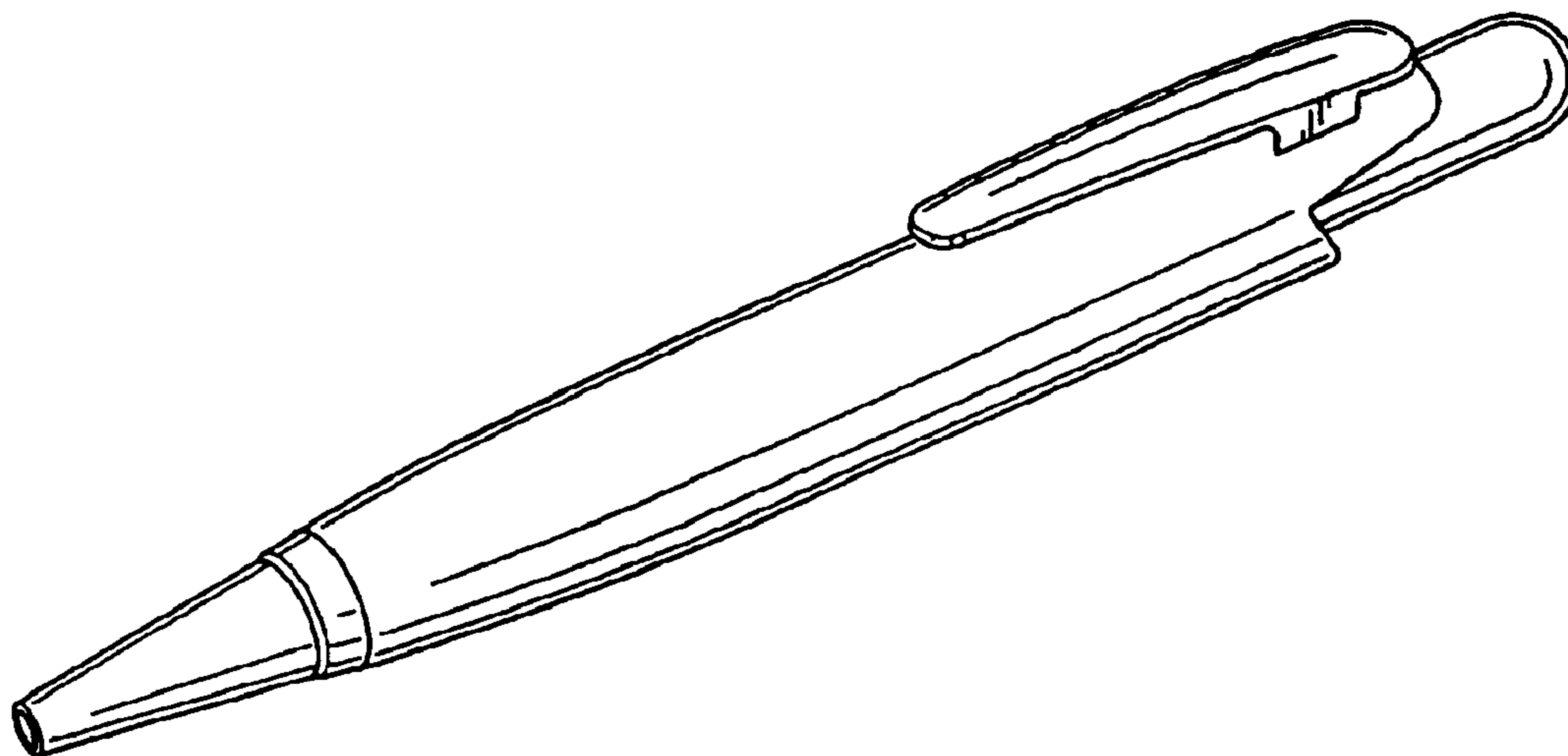
(57) **CLAIM**

The ornamental design for a pen, as shown and described.

DESCRIPTION

FIG. 1 is a right front perspective view of a pen showing my new design;
FIG. 2 is a side elevation view of the pen of FIG. 1;
FIG. 3 is a front elevation view of the pen of FIG. 1;
FIG. 4 is a rear elevation view of the pen of FIG. 1;
FIG. 5 is a bottom plan view of the pen of FIG. 1; and,
FIG. 6 is a top plan view of the pen of FIG. 1.

1 Claim, 2 Drawing Sheets






FIG. 1




FIG. 2




FIG. 3




FIG. 4

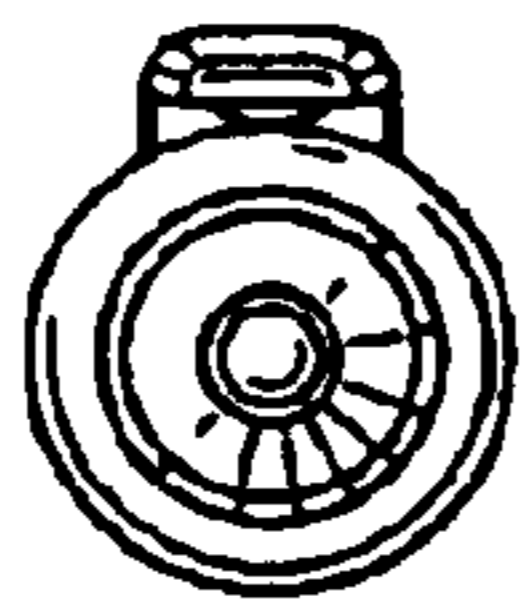


FIG. 5

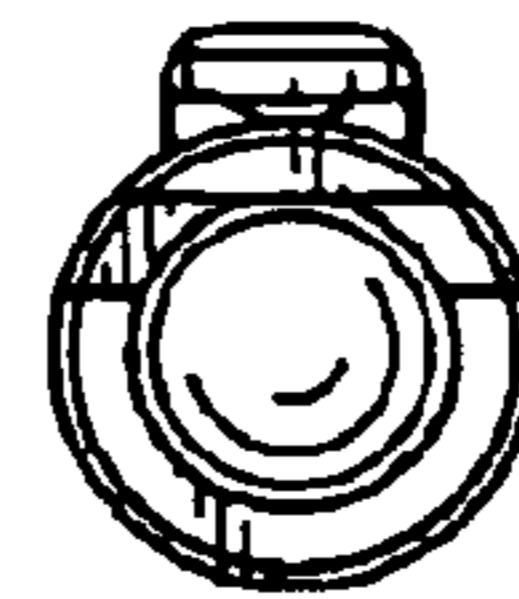


FIG. 6