

US00D504674S

(12) **United States Design Patent** (10) **Patent No.:** **US D504,674 S**
Wilson et al. (45) **Date of Patent:** **** May 3, 2005**

(54) **SPEAKER CABINET**

(75) Inventors: **David A. Wilson**, Provo, UT (US);
Walter Vern Credille, Springville, UT
(US); **R. Blake Schmutz**, Provo, UT
(US); **John M. Giolas**, Salt Lake City,
UT (US)

(73) Assignee: **Wilson Audio Specialties, Inc.**

(**) Term: **14 Years**

(21) Appl. No.: **29/207,978**

(22) Filed: **Jun. 22, 2004**

Related U.S. Application Data

(62) Division of application No. 29/173,986, filed on Jan. 8, 2003.

(51) **LOC (7) Cl.** **14-01**

(52) **U.S. Cl.** **D14/215; D14/217**

(58) **Field of Search** D14/204, 207,
D14/209-216, 356, 172; 181/143-144,
147-148, 150, 157, 198-199, 151, 153;
381/300-302, 306, 333, 345, 361-364,
386-388

(56) **References Cited**

U.S. PATENT DOCUMENTS

D353,142 S * 12/1994 Yamamoto D14/210

D372,243 S * 7/1996 Thorley D14/204
D382,270 S * 8/1997 Matsuoka D14/214
D395,656 S * 6/1998 Woolley et al. D14/214
D400,537 S * 11/1998 Boyd D14/214
D410,006 S * 5/1999 Miyazaki D14/214
D418,138 S * 12/1999 Miyazaki D14/214
D437,305 S * 2/2001 Dietz et al. D14/211
D437,843 S * 2/2001 Masui D14/216
D465,778 S * 11/2002 Solland D14/215

* cited by examiner

Primary Examiner—Nanda Bondade

(74) *Attorney, Agent, or Firm*—Bateman IP Law Group

(57) **CLAIM**

The ornamental design for the speaker cabinet, as shown and described.

DESCRIPTION

FIG. 1 is a perspective view of the speaker cabinet showing our new design;

FIG. 2 is a front view of the speaker cabinet of FIG. 1;

FIG. 3 is a back view of the speaker cabinet of FIG. 1;

FIG. 4 is a left side view of the speaker cabinet of FIG. 1;

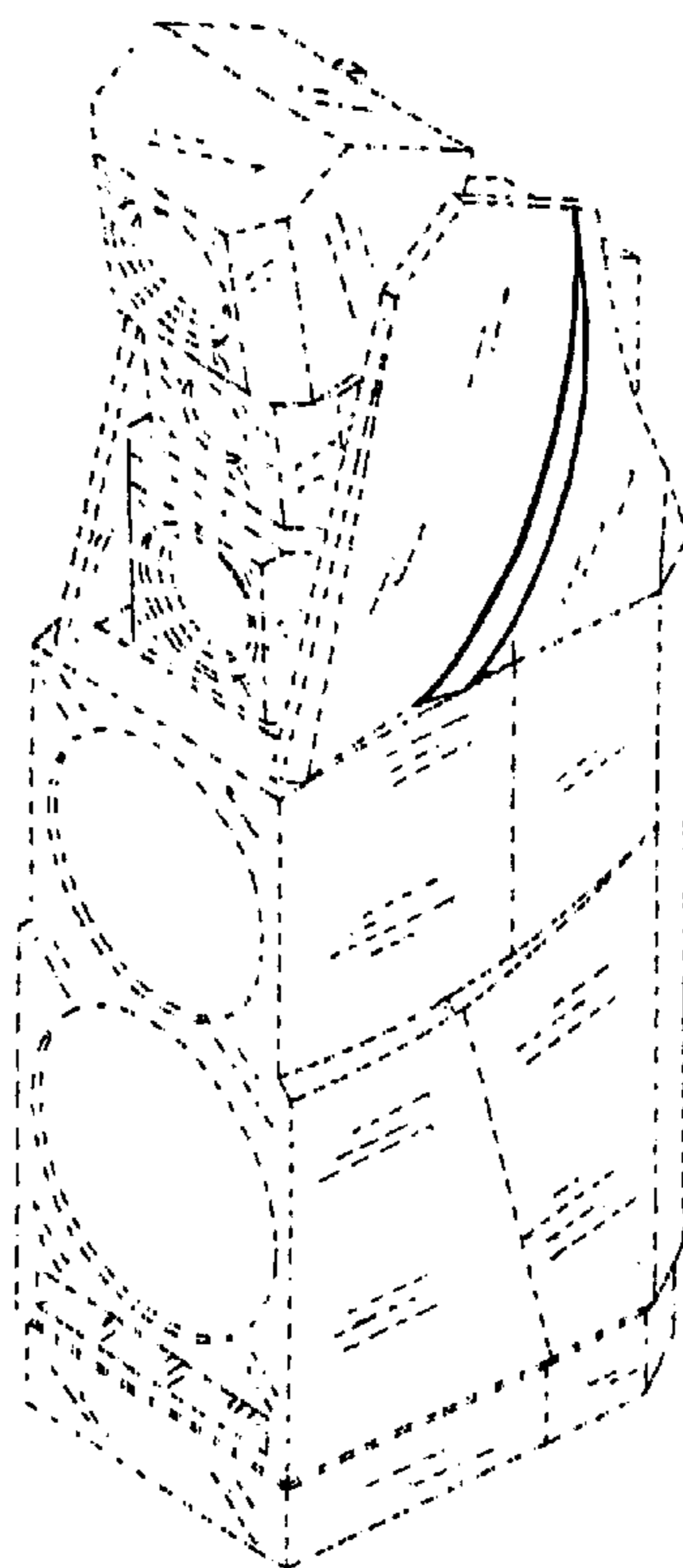
FIG. 5 is a right side view of the speaker cabinet of FIG. 1;

FIG. 6 is a bottom view of the speaker cabinet of FIG. 1;

and,

FIG. 7 is a top view of the speaker cabinet of FIG. 1.

1 Claim, 7 Drawing Sheets



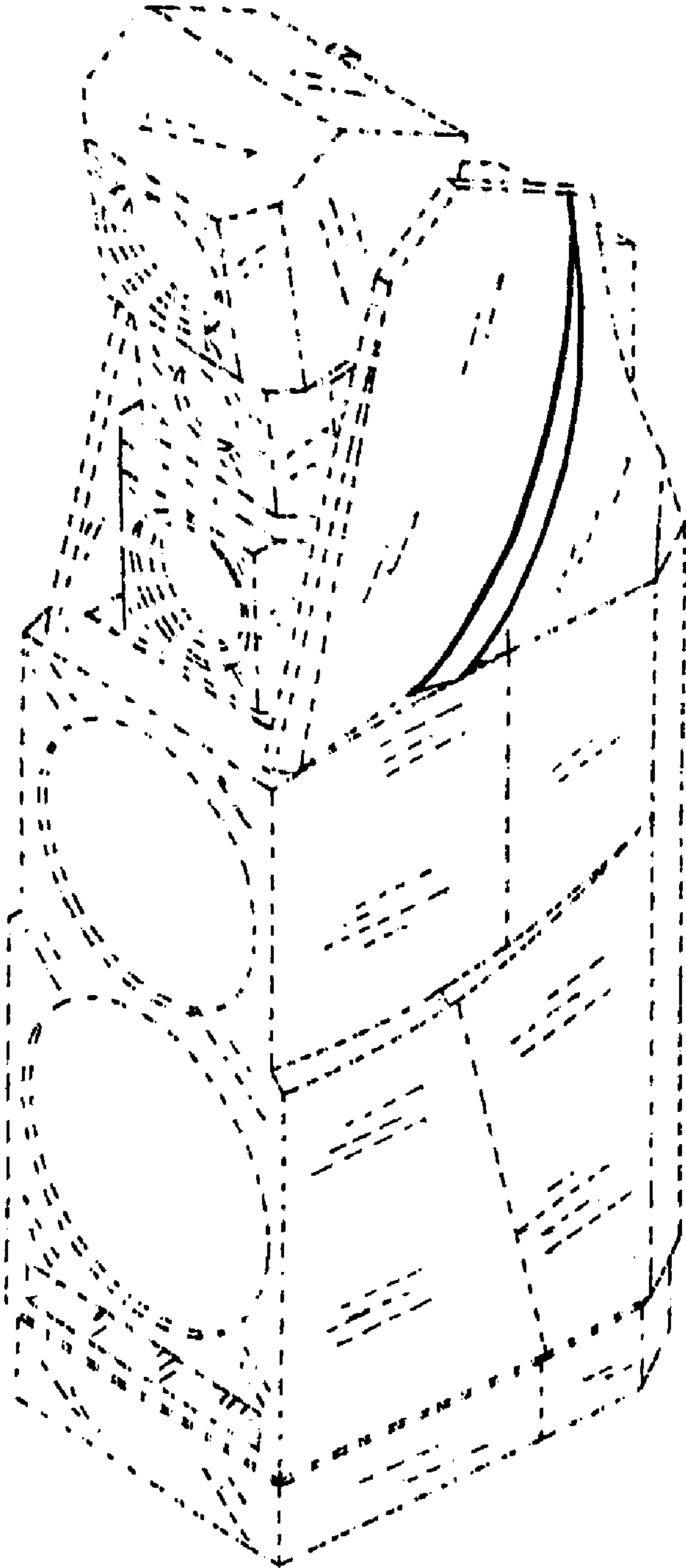


Fig. 1




Fig. 2

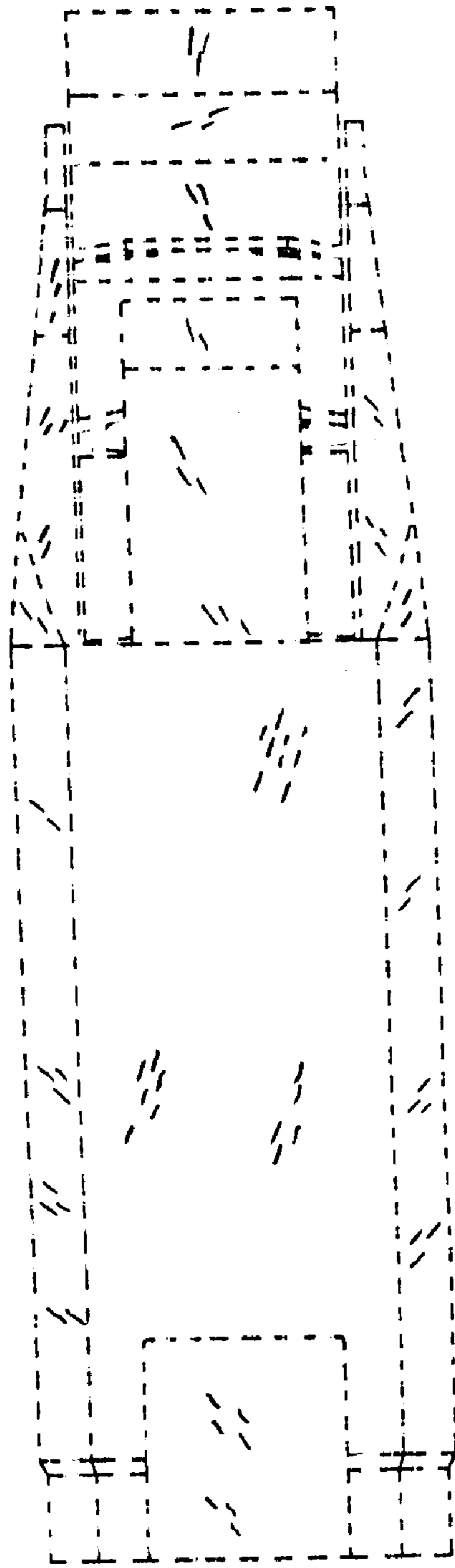


Fig. 3

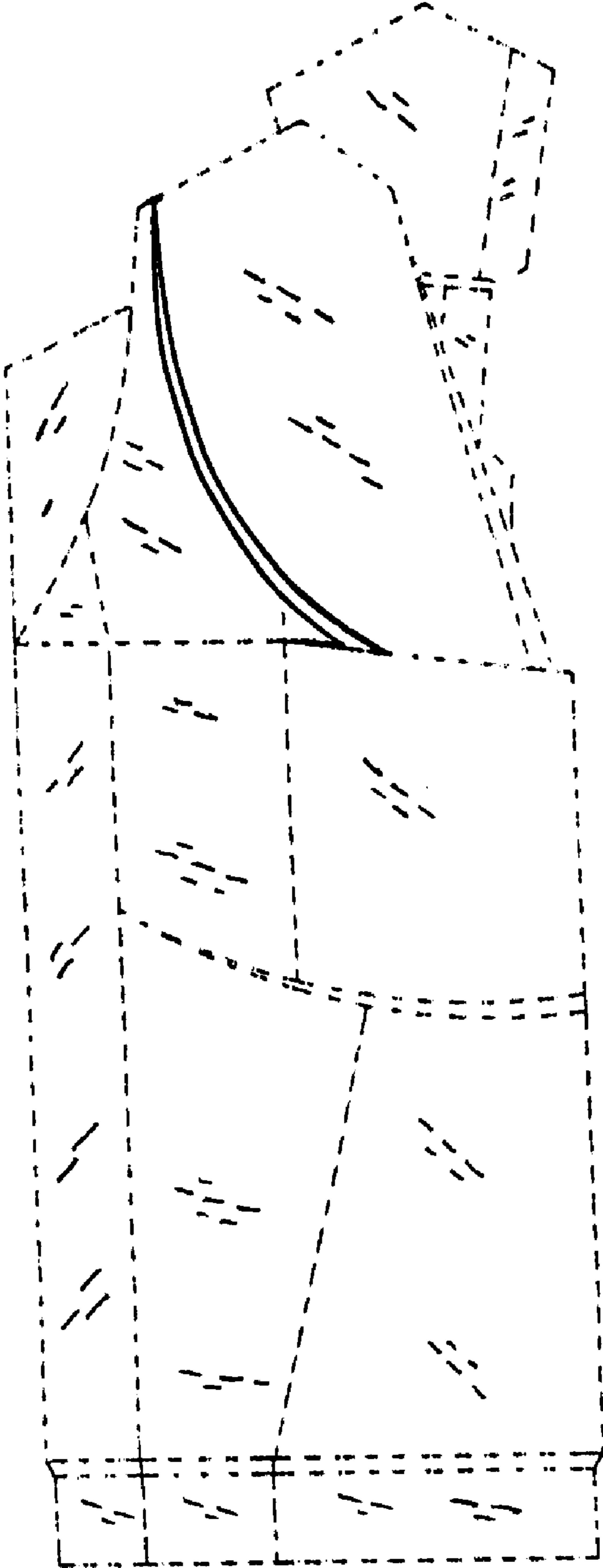


Fig. 4

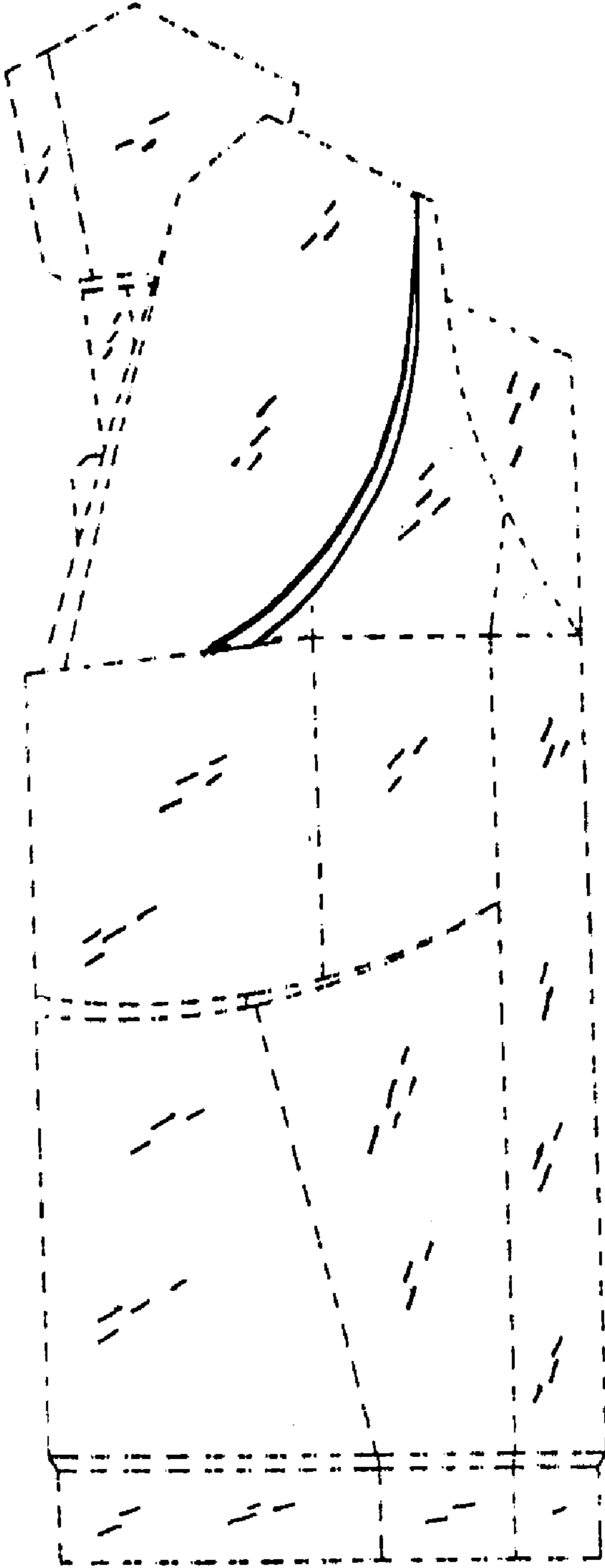


Fig. 5




Fig. 6




Fig. 7