

US00D504655S

(12) **United States Design Patent**
Umstot

(10) **Patent No.:** **US D504,655 S**

(45) **Date of Patent:** **** May 3, 2005**

(54) **TIRE TREAD**

(75) **Inventor:** **Dale Edward Umstot**, Atwater, OH (US)

(73) **Assignee:** **The Goodyear Tire & Rubber Company**, Akron, OH (US)

(**) **Term:** **14 Years**

(21) **Appl. No.:** **29/209,680**

(22) **Filed:** **Jul. 20, 2004**

(51) **LOC (7) Cl.** **12-15**

(52) **U.S. Cl.** **D12/548; D12/550**

(58) **Field of Search** D12/544, 546-550,
D12/559, 563-567, 600-603; 152/209.1,
209.8, 209.28

(56) **References Cited**

U.S. PATENT DOCUMENTS

D191,974 S	*	12/1961	Johnson, Jr.	D12/547
D387,023 S	*	12/1997	Sato et al.	D12/550
D449,023 S	*	10/2001	Toyozawa	D12/537
D472,514 S	*	4/2003	Himuro	D12/550
2004/0069389 A1	*	4/2004	Ratliff, Jr.	152/209.15

* cited by examiner

Primary Examiner—Robert M. Spear

(74) *Attorney, Agent, or Firm*—Richard B. O’Planick

(57) **CLAIM**

The ornamental Design for a tire tread, as shown and described.

DESCRIPTION

FIG. 1 is a perspective view of a tire tread showing my new design, it being understood that the pattern repeats uniformly throughout the circumference of the tread;

FIG. 2 is a front elevational view thereof;


FIG. 3 is a right side elevational view thereof; the opposite side being a mirror image thereof; and,

FIG. 4 is an enlarged fragmentary front elevational view thereof.

In the drawings, the broken line defining the sidewall, inner bead and the peripheral boundary between the tire tread and the sidewall are for illustrative purposes only and form no part of the claimed design.

In the drawings, the dark stippled surface shading represents the recessed portion of the tread grooves, having the depth shown at the top and bottom of FIG. 2.

1 Claim, 4 Drawing Sheets



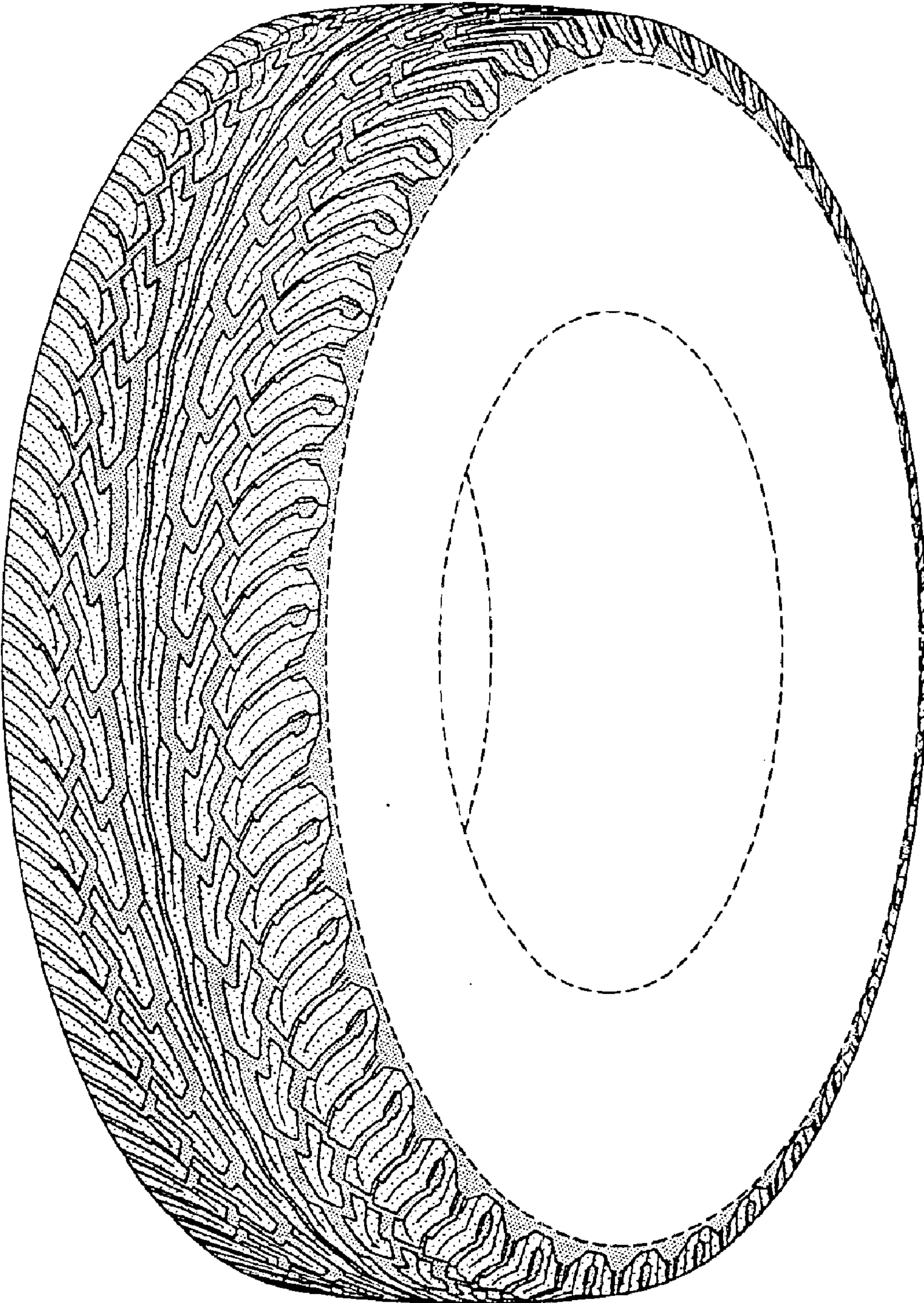


FIG-1




FIG-2




FIG-3

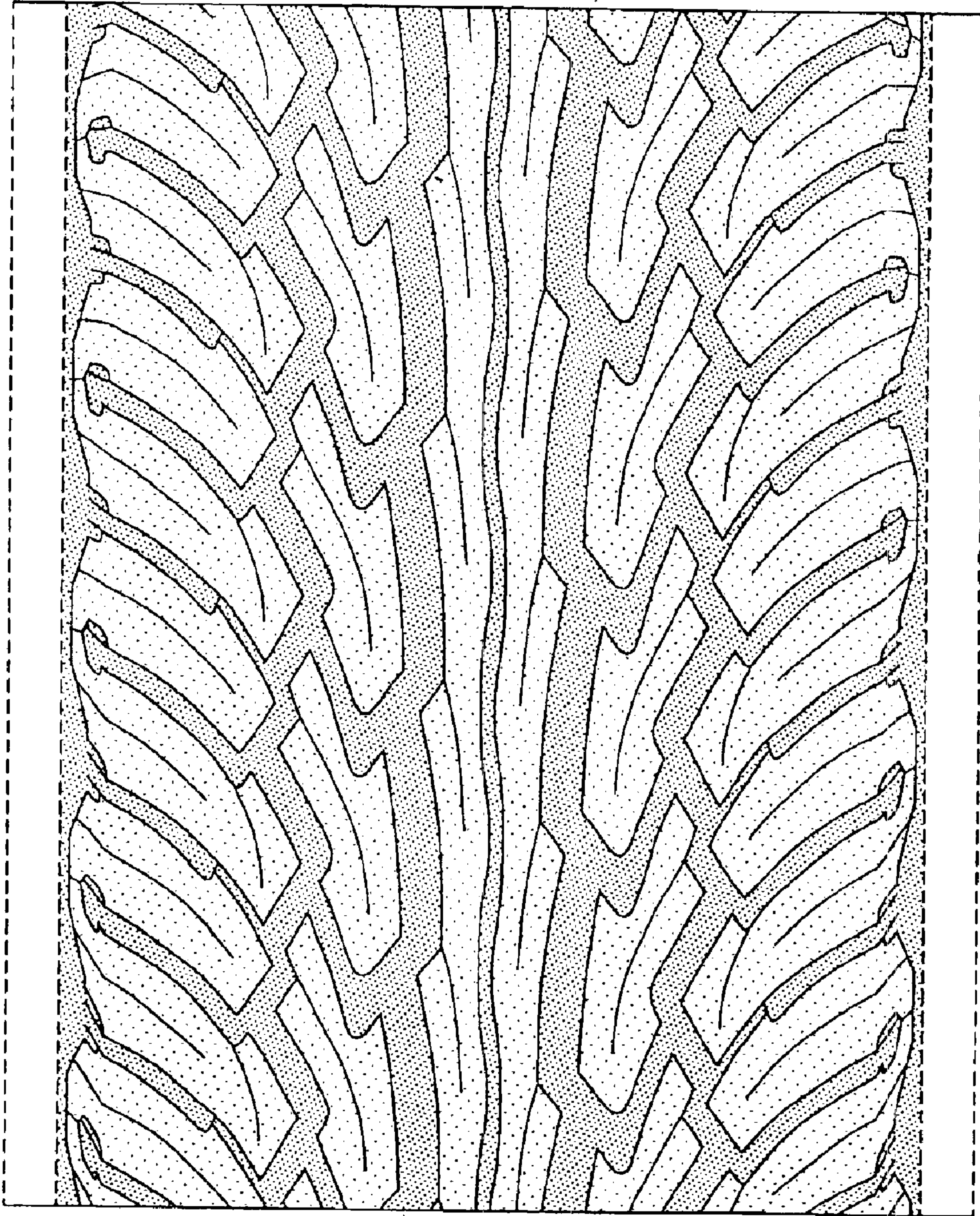


FIG-4