

US00D504638S

(12) **United States Design Patent**
Tanaka et al.

(10) **Patent No.:** **US D504,638 S**

(45) **Date of Patent:** **** May 3, 2005**

(54) **TRUCK**

(75) **Inventors:** **Shunji Tanaka, Kobe (JP); Seiichi Ino, Kakogawa (JP); Naoki Hashimoto, Kakogawa (JP)**

(73) **Assignee:** **Kawasaki Jukogyo Kabushiki Kaisha, Kobe (JP)**

(**) **Term:** **14 Years**

(21) **Appl. No.:** **29/206,415**

(22) **Filed:** **May 27, 2004**

(30) **Foreign Application Priority Data**

Nov. 28, 2003 (JP) 2003-035402

(51) **LOC (7) Cl.** **12-13**

(52) **U.S. Cl.** **D12/14; D12/16**

(58) **Field of Search** D12/1, 3, 14-16,
D12/96-98; 180/89.1, 908, 233; 280/DIG. 5;
296/183-186

(56) **References Cited**

U.S. PATENT DOCUMENTS

- D292,899 S * 11/1987 Samuelson et al. D12/16
- 4,773,675 A * 9/1988 Kosuge 280/781
- 5,086,858 A * 2/1992 Mizuta et al. 180/68.3
- D332,239 S * 1/1993 Hirata et al. D12/1
- D342,699 S * 12/1993 Miyamoto et al. D12/1
- D342,701 S * 12/1993 Murata et al. D12/107
- D364,590 S * 11/1995 Yamashita D12/15
- D422,938 S * 4/2000 Molzon et al. D12/1
- D427,109 S * 6/2000 Molzon et al. D12/1
- D433,651 S * 11/2000 Matsumura et al. D12/1

- D436,557 S * 1/2001 Selby et al. D12/14
- D439,548 S 3/2001 Kouchi et al.
- D455,066 S * 4/2002 Kolinen D8/373
- 6,523,879 B2 * 2/2003 Mizuta 296/71
- D494,890 S * 8/2004 Katoh D12/14

FOREIGN PATENT DOCUMENTS

JP 1187561 10/2003

OTHER PUBLICATIONS

<http://www.polarispowersports.com>, "Welcome to Polaris Powersports," Jul. 8, 2004 (2 pages).

<http://www.polarispowersports.com/atvbods.html>, "Polaris ATV Body Styles Guide," Jul. 8, 2004 (4 pages).

<http://www.polarispowersports.com/rang/polrangers.html>, "Polaris Rangers," Jul. 8, 2004 (1 page).

* cited by examiner

Primary Examiner—Nelson C. Holtje

(74) *Attorney, Agent, or Firm*—Kolisch Hartwell, P.C.

(57) **CLAIM**

The ornamental design for a truck, as shown and described.

DESCRIPTION

FIG. 1 is a right side elevational view of a truck showing our new design;

FIG. 2 is a left side elevational view thereof;


FIG. 3 is a top view of the truck of FIG. 1.

FIG. 4 is a bottom view of the truck of FIG. 1.

FIG. 5 is a front elevational view thereof; and,

FIG. 6 is a rear elevational; view thereof.

1 Claim, 3 Drawing Sheets



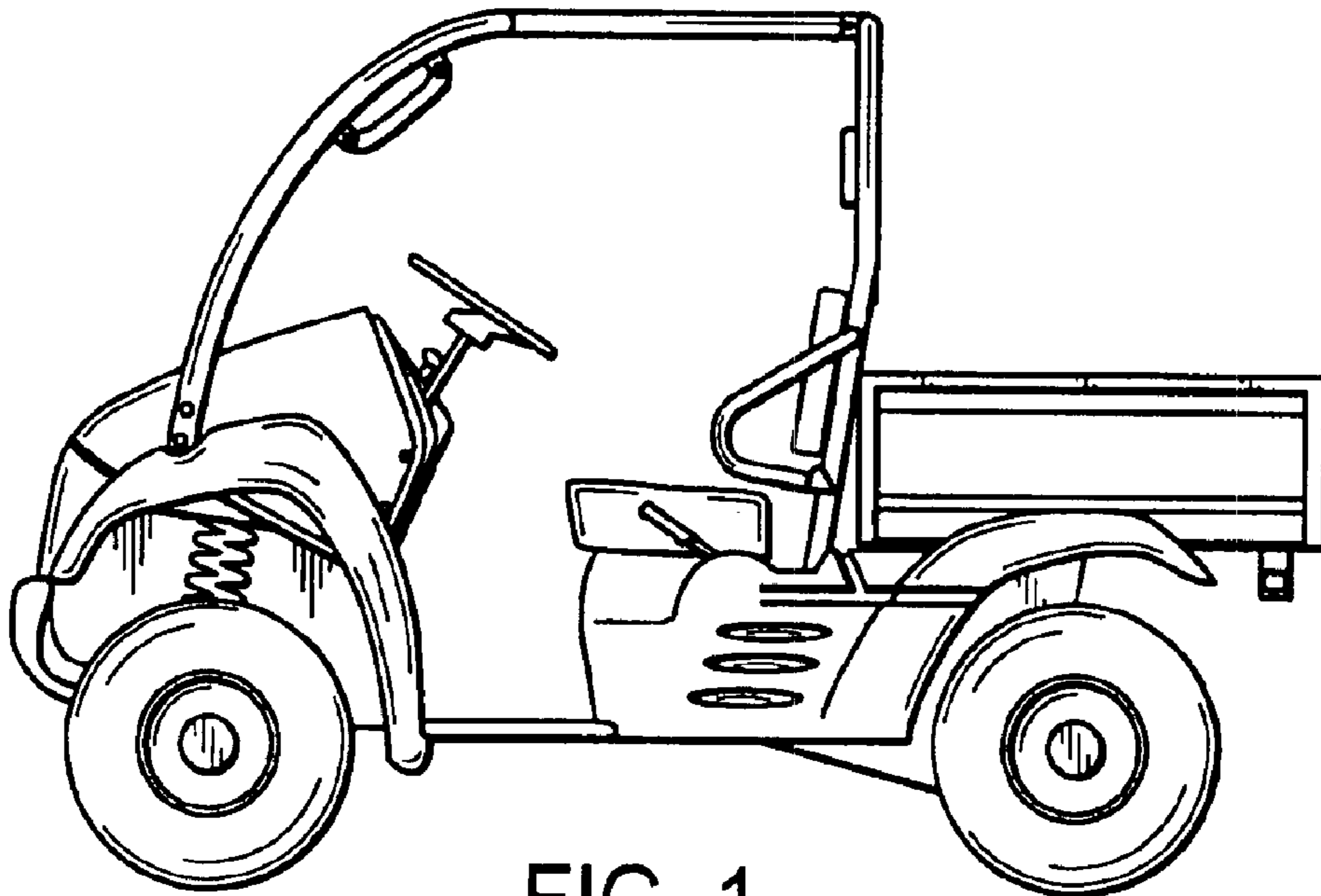


FIG. 1




FIG. 2

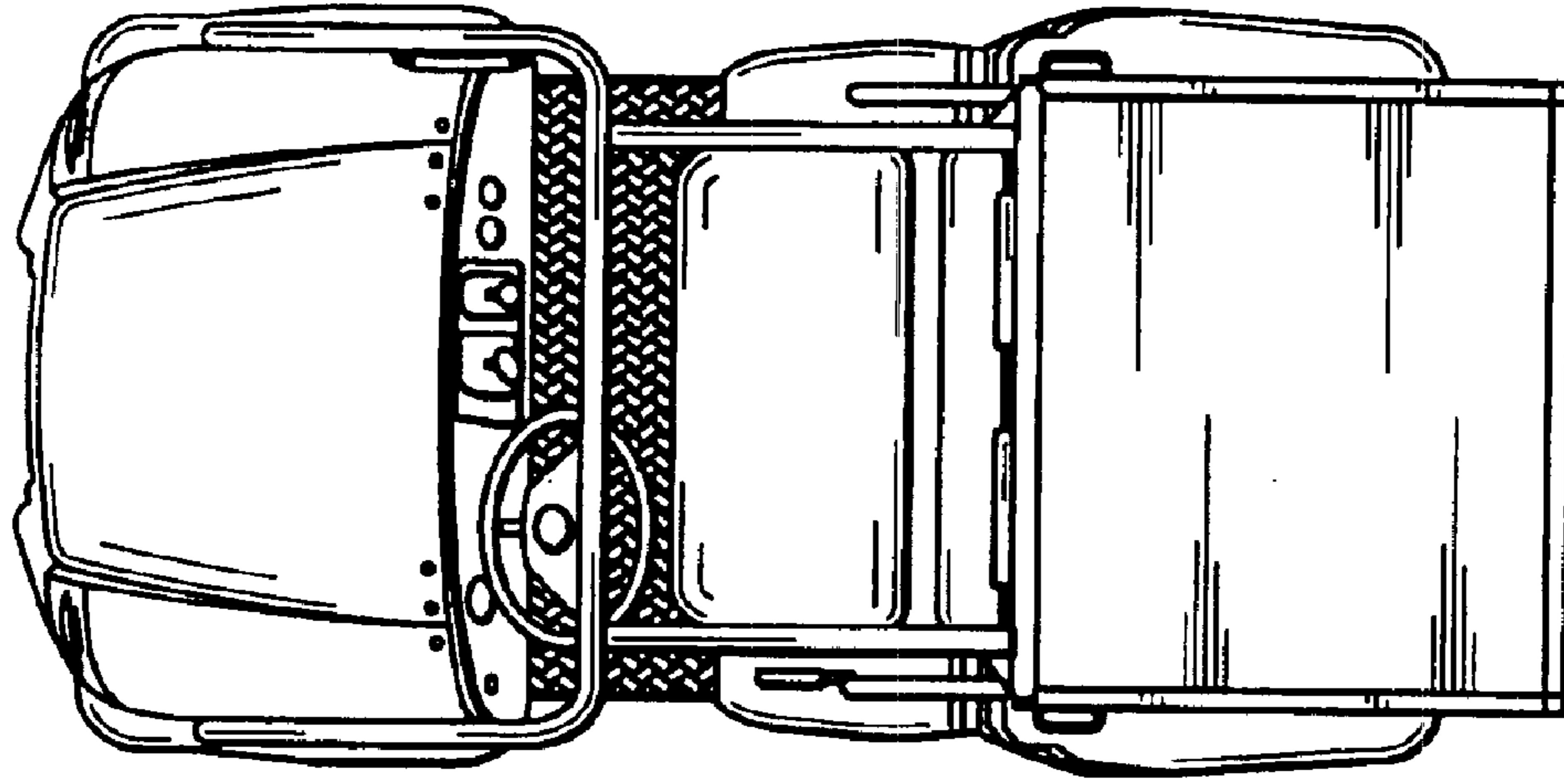


FIG. 3

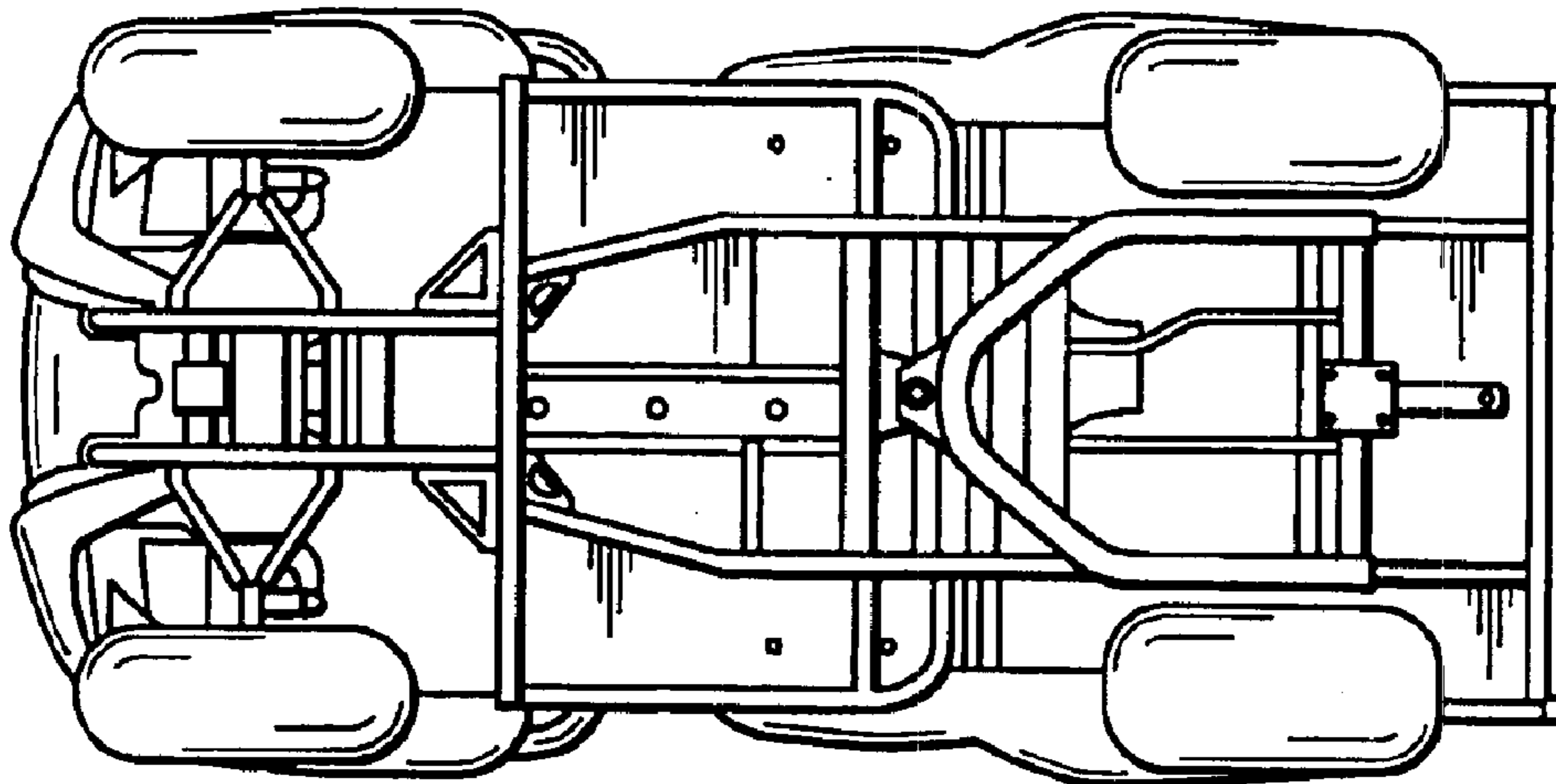


FIG. 4




FIG. 5

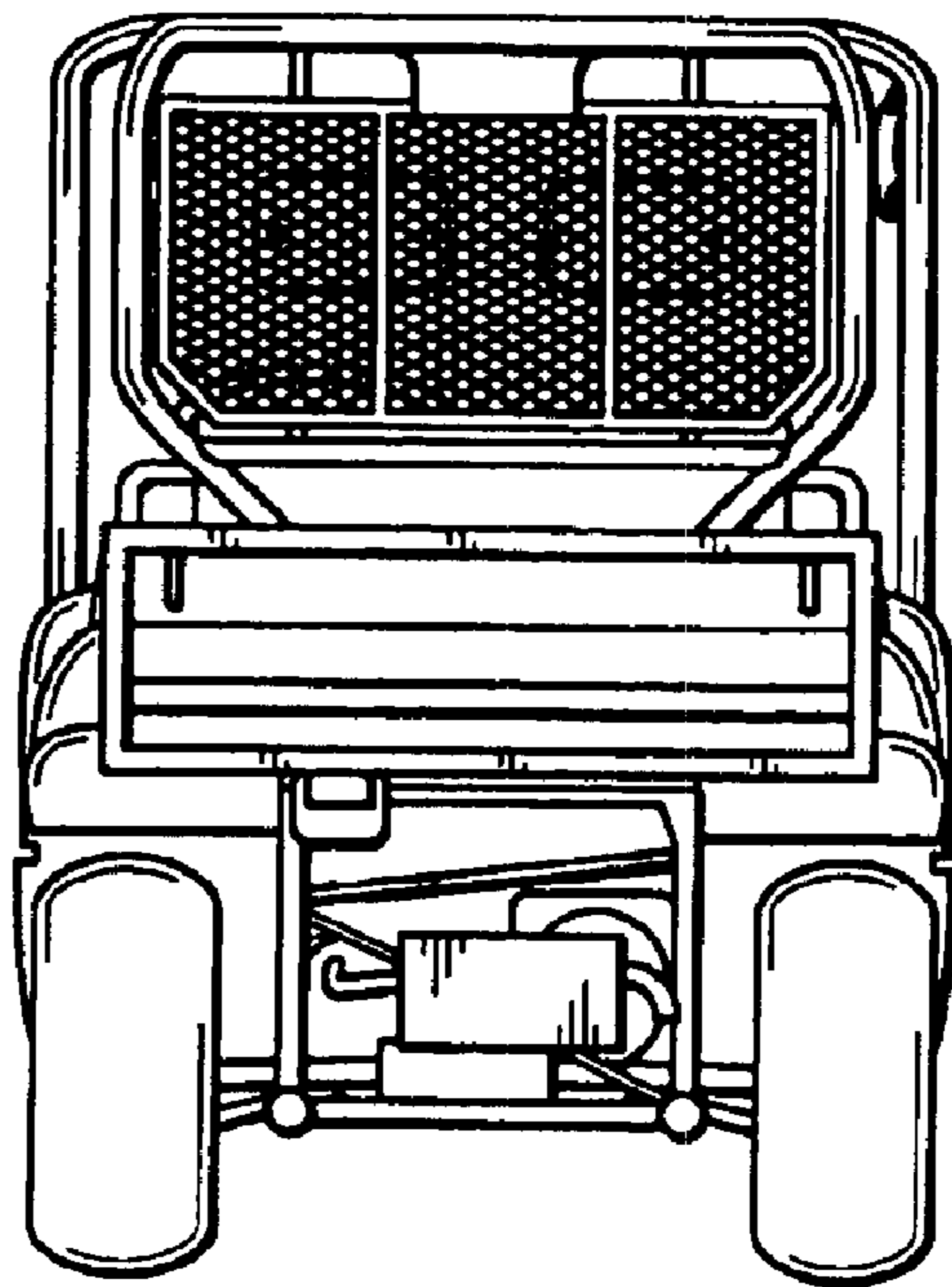


FIG. 6