

US00D504620S

(12) **United States Design Patent**
Kazuo et al.

(10) **Patent No.: US D504,620 S**
(45) **Date of Patent: ** May 3, 2005**

(54) **PUMP BOTTLE**
(75) Inventors: **Saito Kazuo**, Tokyo (JP); **Yumoto Itsuro**, Tokyo (JP)
(73) Assignee: **Kao Kabushiki Kaisha**, Tokyo (JP)
(**) Term: **14 Years**

D470,043 S 2/2003 Crawford
D477,778 S * 7/2003 Dretzka D9/692
D480,642 S * 10/2003 Dretzka D9/448
D480,643 S * 10/2003 Dretzka D9/448
D488,716 S * 4/2004 Dretzka D9/448
D489,970 S * 5/2004 Nelson et al. D9/688

* cited by examiner

(21) Appl. No.: **29/198,602**
(22) Filed: **Jan. 30, 2004**

Primary Examiner—Prabhakar Deshmukh
Assistant Examiner—Jean E. McCormick
(74) *Attorney, Agent, or Firm*—Fross Zelnick Lehrman & Zissu, P.C.; David I. Greenbaum, Esq.

(51) **LOC (7) Cl.** **09-01**
(52) **U.S. Cl.** **D9/685**
(58) **Field of Search** D9/685, 683, 502,
D9/504, 510, 521, 573, 574, 688, 699;
D28/91.1; D24/110; 222/383; 239/333

(57) **CLAIM**

The ornamental design for a pump bottle, as shown and described.

DESCRIPTION

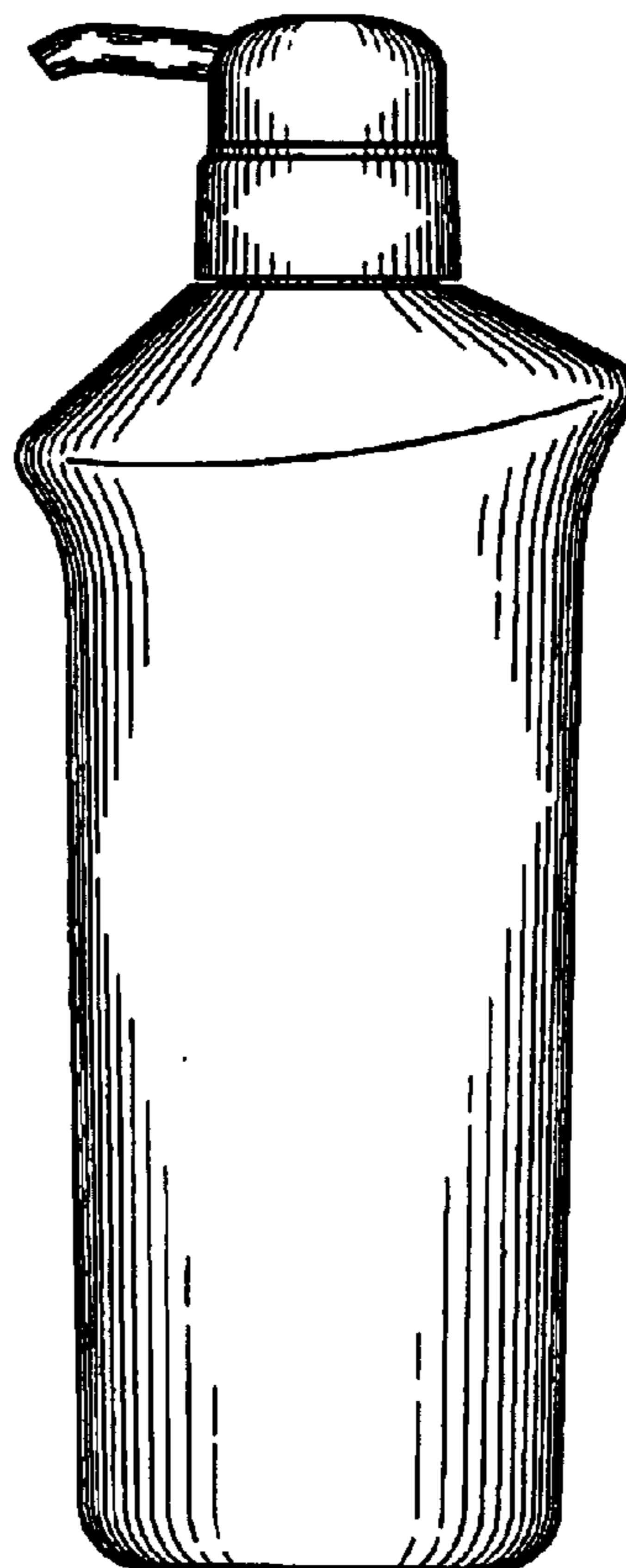
(56) **References Cited**

FIG. 1 is a front view of a pump bottle showing the new design;
FIG. 2 is a back view of the pump bottle shown in FIG. 1;
FIG. 3 is a right view of the pump bottle shown in FIG. 1;
FIG. 4 is a left view of the pump bottle shown in FIG. 1;
FIG. 5 is a top view of the pump bottle shown in FIG. 1; and,
FIG. 6 is a bottom view of the pump bottle shown in FIG. 1.

U.S. PATENT DOCUMENTS

D26,429 S * 12/1896 Williams D9/660
D233,216 S * 10/1974 Cachero D9/500
D341,773 S * 11/1993 Dinand D9/693
D353,773 S * 12/1994 Desgrippes D9/529
D406,064 S * 2/1999 Vitor Alexandre D9/545
D422,902 S 4/2000 Kikuchi
D458,119 S * 6/2002 Crawford D9/693
D467,163 S 12/2002 Crawford

1 Claim, 6 Drawing Sheets



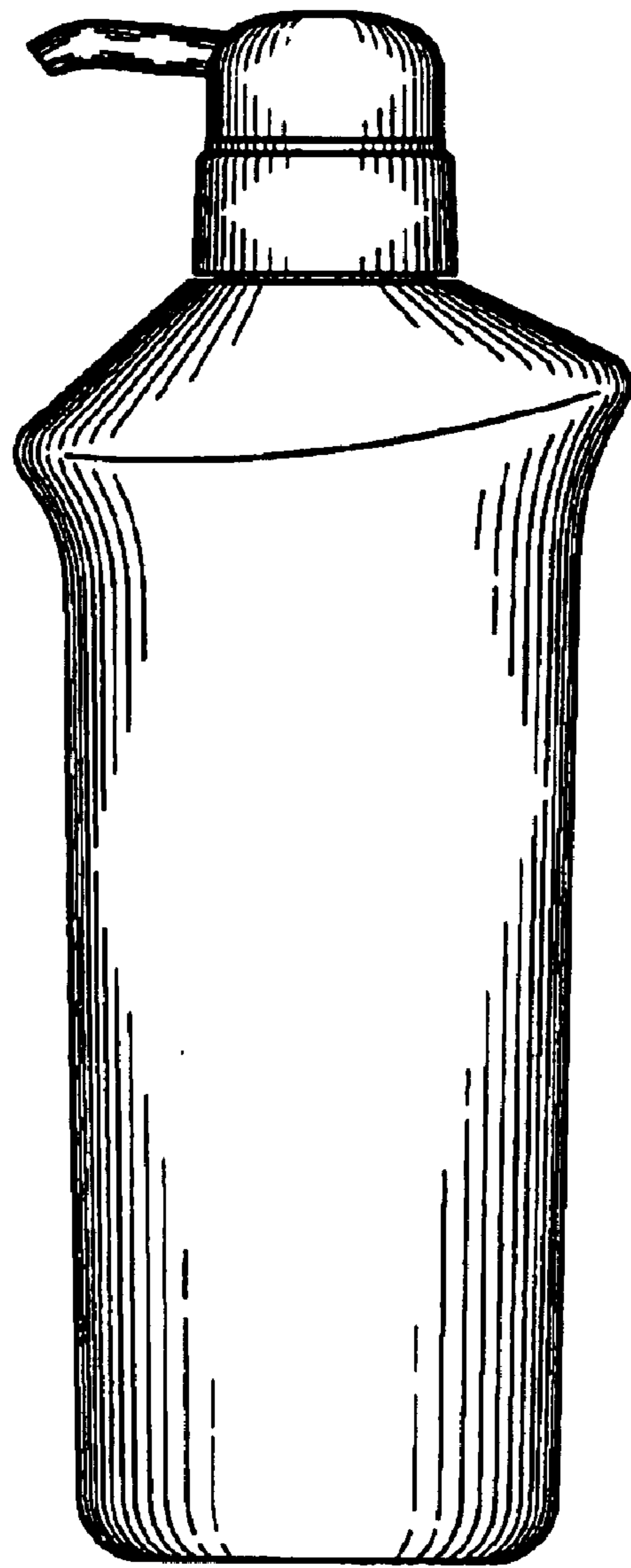


FIG. 1

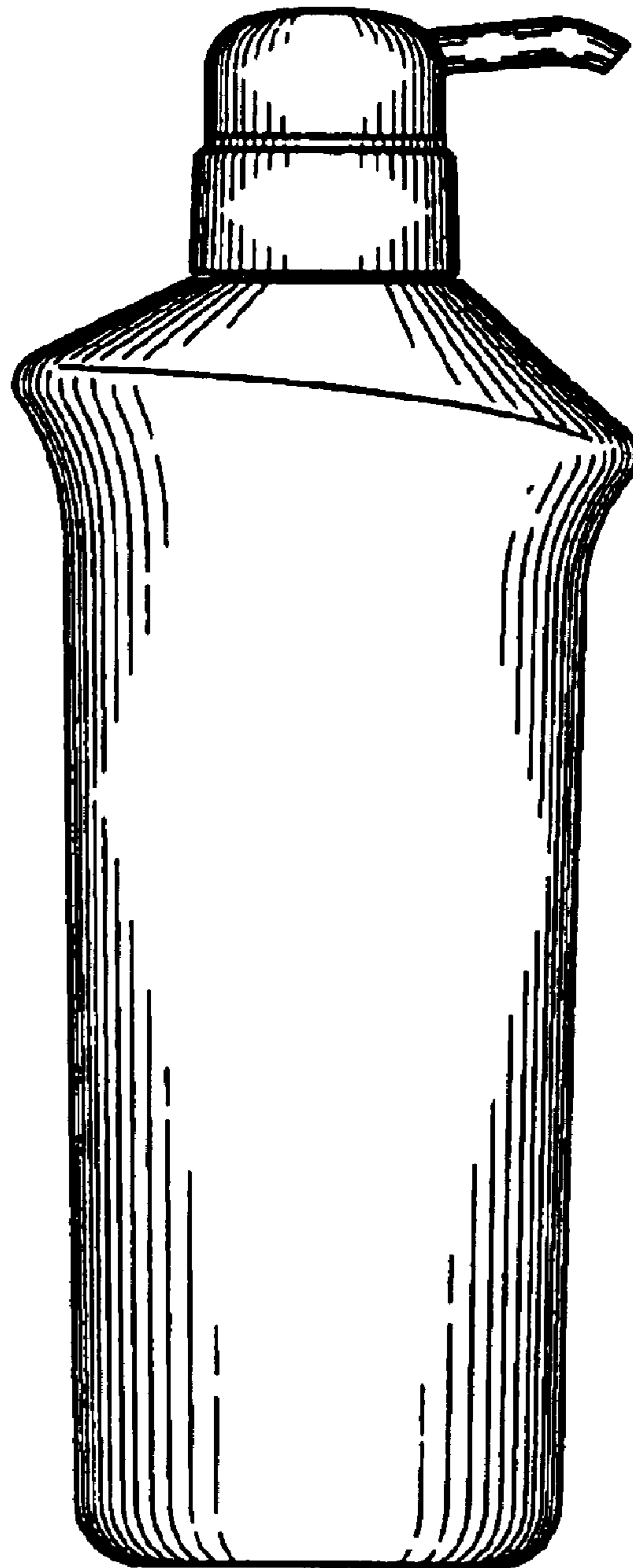


FIG. 2




FIG. 3

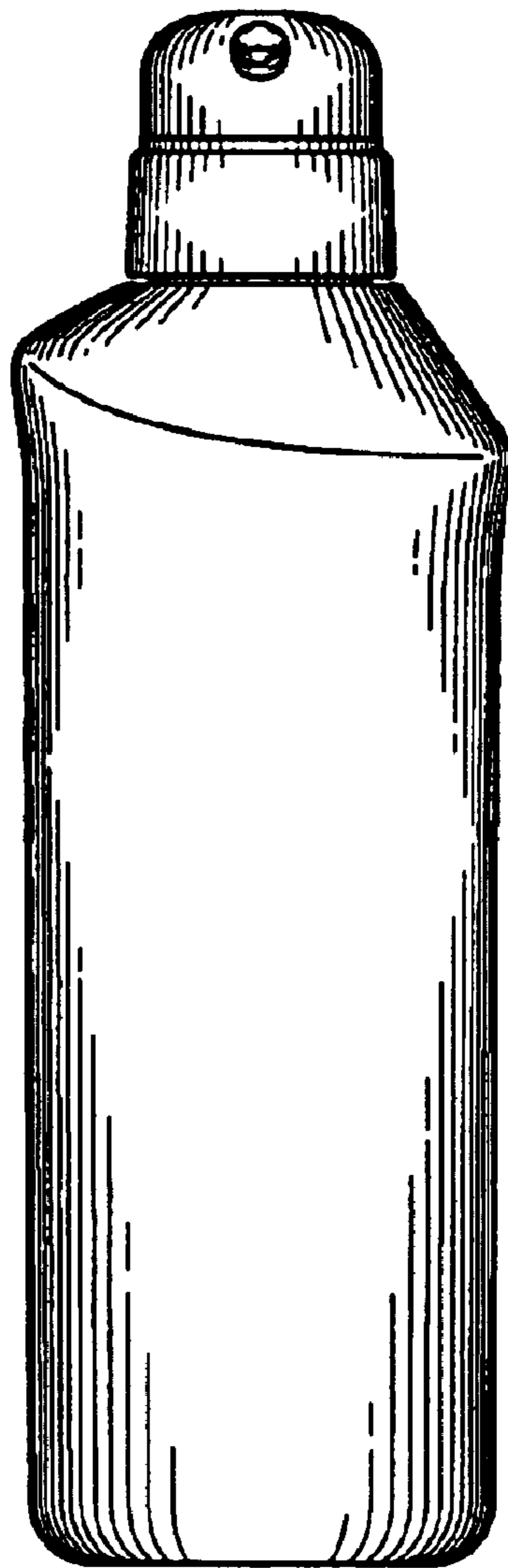


FIG. 4

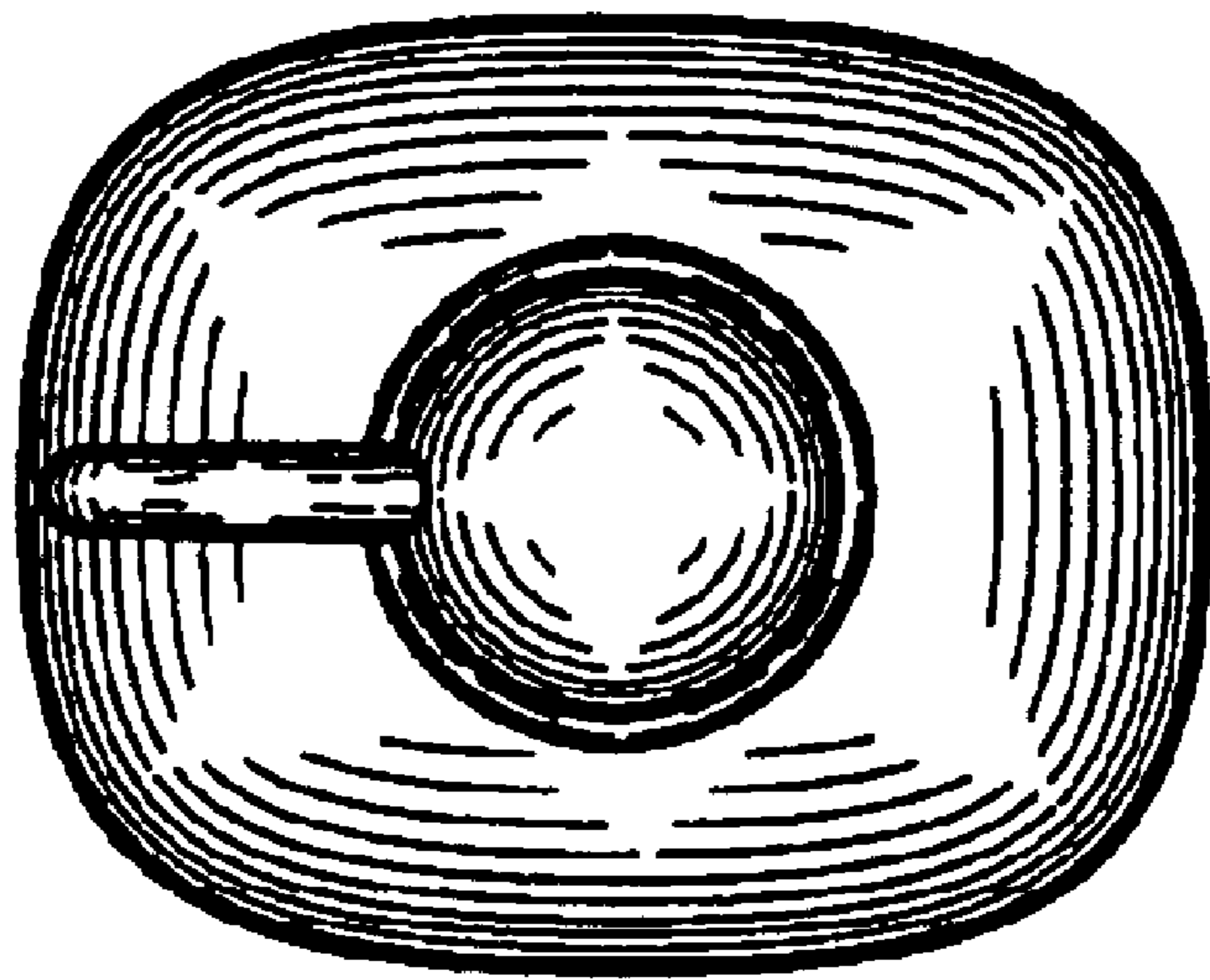


FIG. 5

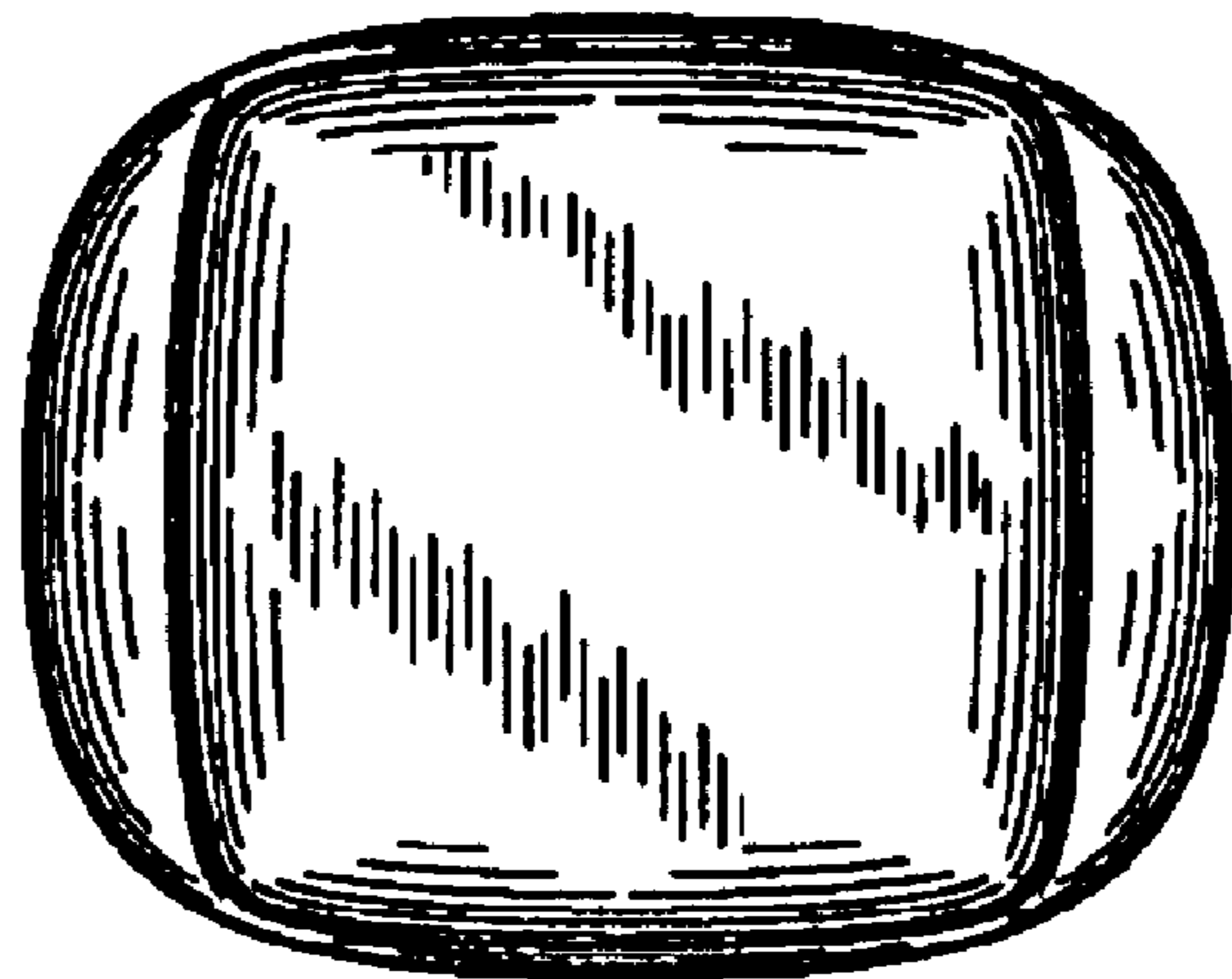


FIG. 6