

US00D504619S

(12) **United States Design Patent** (10) **Patent No.:** **US D504,619 S**
Bretz et al. (45) **Date of Patent:** **** May 3, 2005**

- (54) **BOTTLE** 5,005,716 A 4/1991 Eberle
5,178,290 A 1/1993 Ota et al.
(75) Inventors: **John M. Bretz**, Crystal Lake, IL (US); D345,693 S 4/1994 Edstrom
John L. Konieczka, Lake Barrington, 5,337,909 A 8/1994 Vaillencourt
IL (US); **Scott A. Schoessel**, Evantson, 5,341,946 A 8/1994 Vaillencourt et al.
IL (US); **Jill Maine**, Chicago, IL (US); D364,565 S 11/1995 Vaillencourt et al.
Thomas C. Van Dyk, Ramsey, NJ (US) D393,802 S 4/1998 Collette et al.
D426,460 S 6/2000 Krishnakumar et al.
(73) Assignee: **Stokely-Van Camp, Inc.**, Chicago, IL D433,322 S 11/2000 Krishnakumar et al.
(US) D434,330 S 11/2000 Rowe et al.
(**) Term: **14 Years** D439,166 S * 3/2001 Denner et al. D9/538
D441,641 S 5/2001 Piccioli et al.
D448,673 S 10/2001 Bretz et al.
(21) Appl. No.: **29/210,252** D456,704 S 5/2002 Ranchetti
D457,055 S 5/2002 Ranchetti
D457,056 S 5/2002 Ranchetti
(22) Filed: **Jul. 29, 2004** D466,021 S 11/2002 Thierjung et al.
D488,719 S * 4/2004 Evans et al. D9/434

Related U.S. Application Data

- (62) Division of application No. 29/208,472, filed on Jun. 29, 2004, which is a continuation of application No. 29/169,390, filed on Oct. 18, 2002, now abandoned.
(51) **LOC (7) Cl.** **09-01**
(52) **U.S. Cl.** **D9/667; D9/434**
(58) **Field of Search** D9/434, 667, 500-504, D9/516-520, 537-543, 549-552, 556-564, 569-570; 215/379-383, 400; 220/890

References Cited

U.S. PATENT DOCUMENTS

- 4,717,525 A 1/1988 Iizuka et al.
D294,117 S 2/1988 Rogler et al.
D294,118 S 2/1988 Papa
D294,462 S 3/1988 Ota et al.
D294,463 S 3/1988 Lang
D294,678 S 3/1988 Papa
D295,381 S 4/1988 Papa
D295,382 S 4/1988 Rogler
D295,612 S 5/1988 Ota
4,805,788 A 2/1989 Akiho
D300,805 S 4/1989 Rogler et al.
4,863,046 A 9/1989 Collette et al.
4,927,680 A 5/1990 Collette et al.

* cited by examiner

Primary Examiner—Sandra L. Morris
(74) *Attorney, Agent, or Firm*—Lars S. Johnson; James D. Ryndak

(57) **CLAIM**

The ornamental design for a bottle, as shown and described.

DESCRIPTION

FIG. 1 is a perspective view of a bottle showing the new design;
FIG. 2 is an elevational view thereof;
FIG. 3 is another elevational view thereof, representing a partial rotation of the bottle about its vertical axis from the elevational view depicted in FIG. 2;
FIG. 4 is another elevational view thereof, representing a partial rotation of the bottle about its vertical axis from the elevational view depicted in FIG. 3;
FIG. 5 is a top plan view thereof; and,
FIG. 6 is a bottom plan view thereof.
The broken line showing is for illustrative purposes only, and forms no part of the claimed design.

1 Claim, 2 Drawing Sheets




FIG. 1

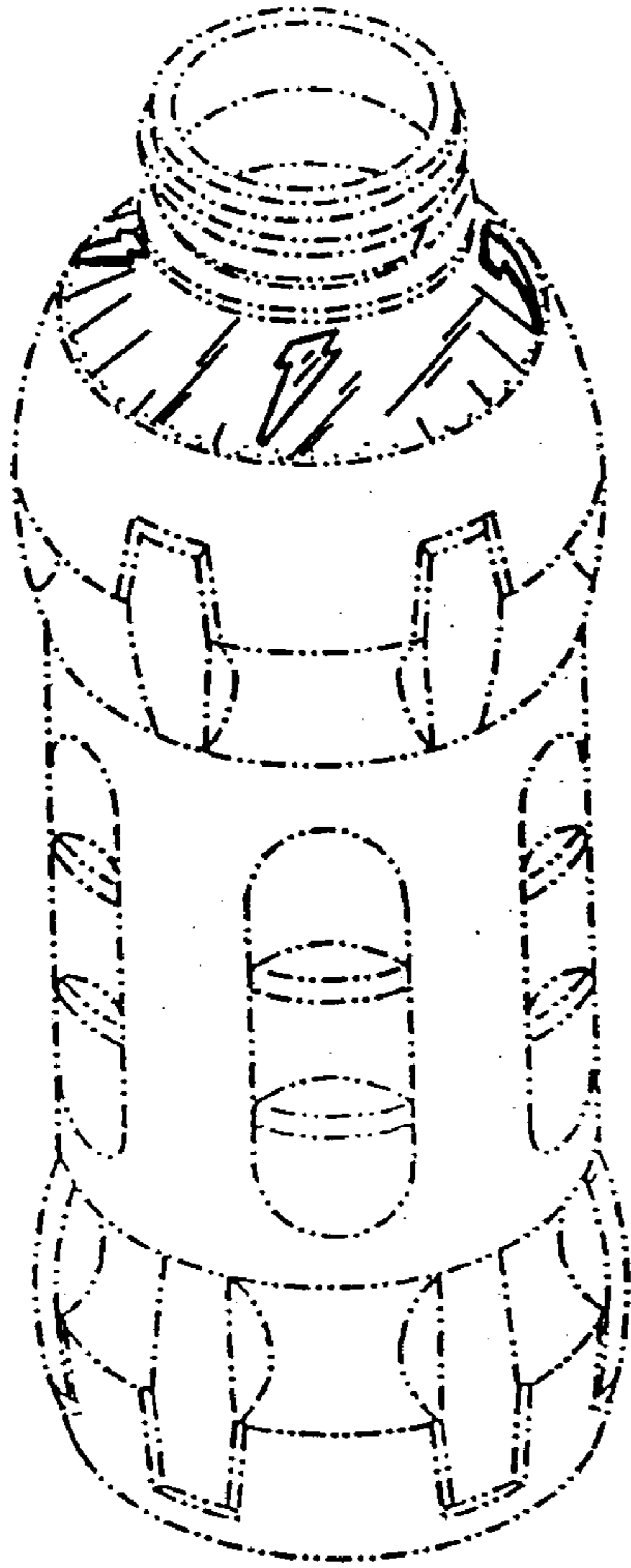


FIG. 2

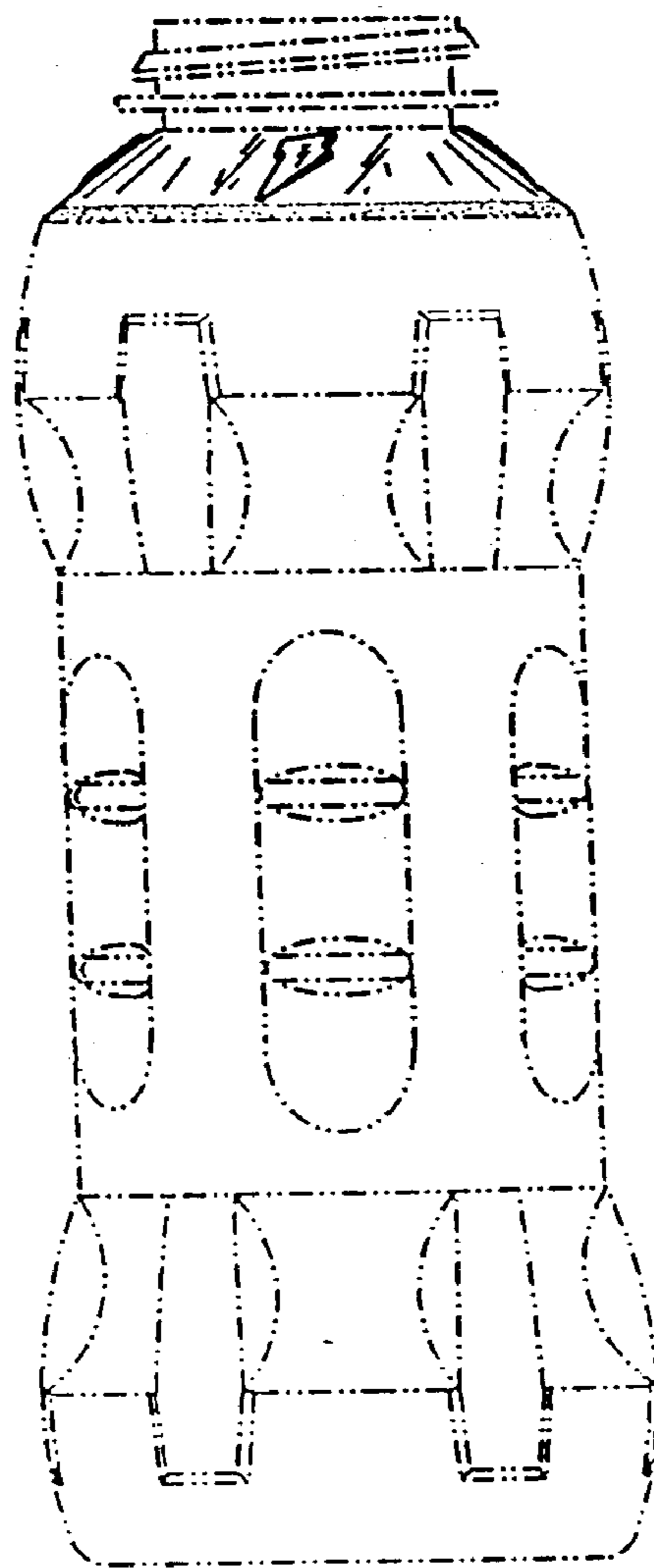


FIG. 3

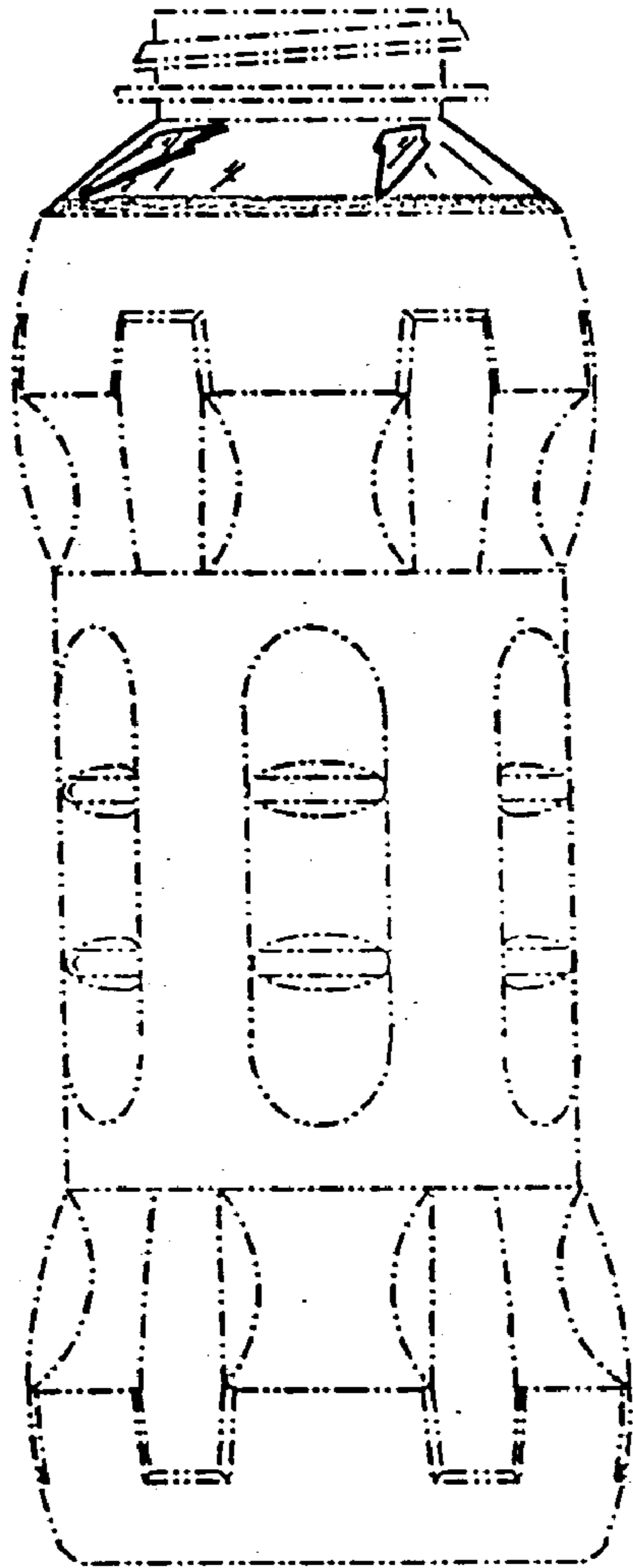


FIG. 4

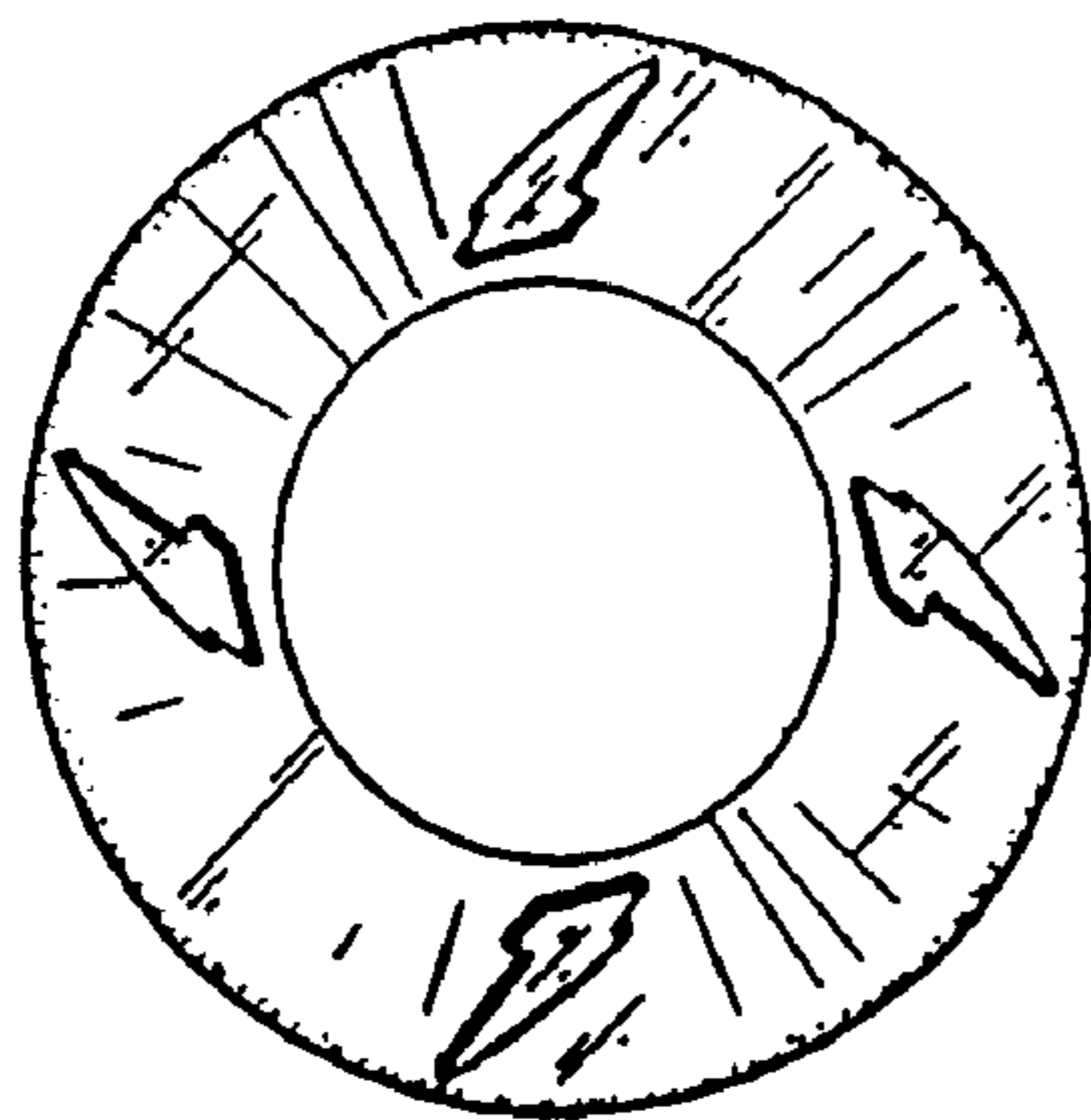
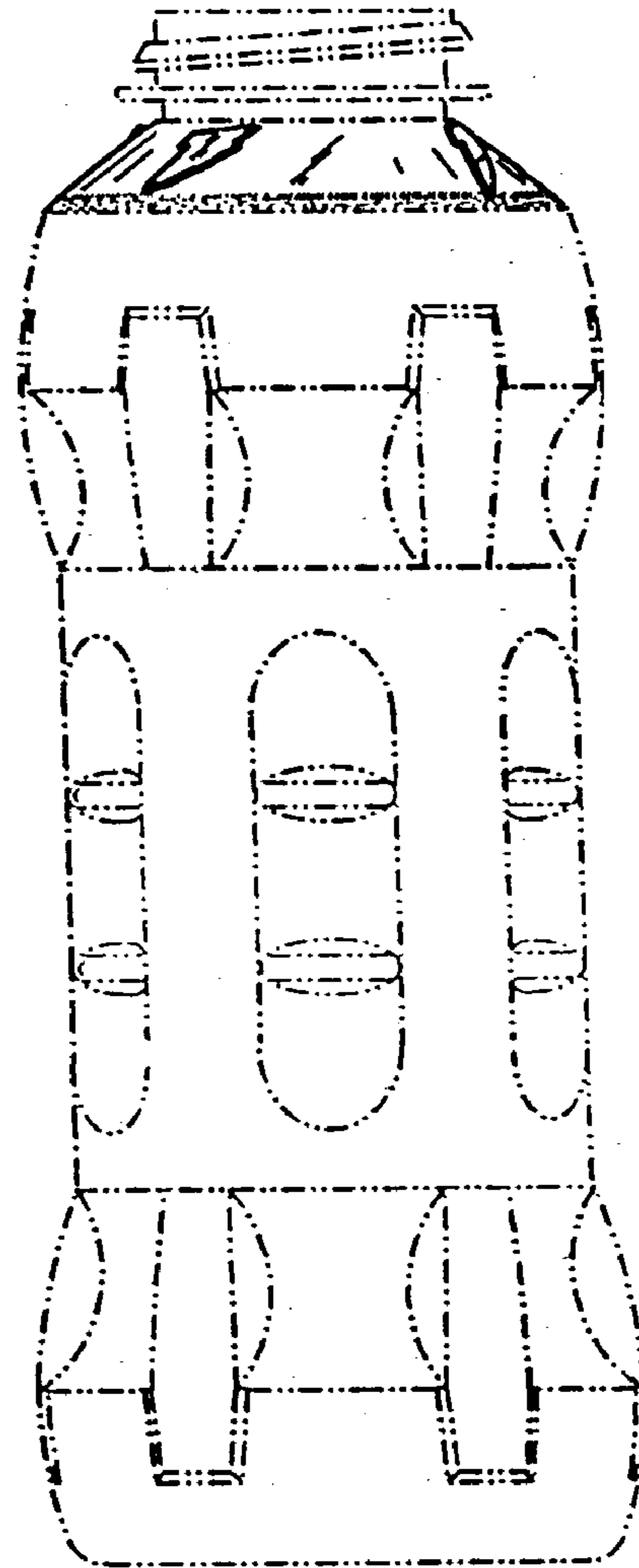


FIG. 5

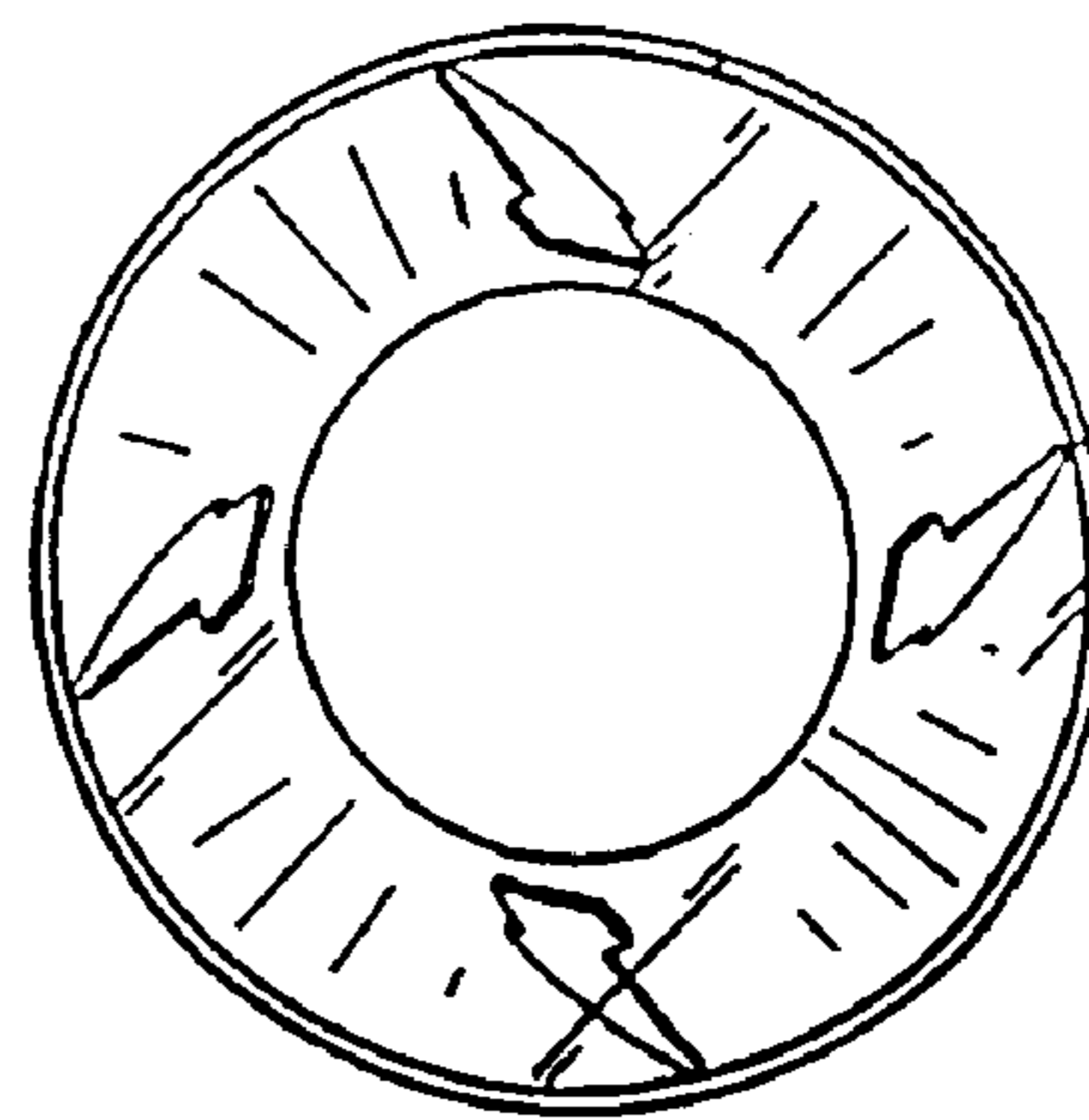


FIG. 6