

US00D504616S

(12) **United States Design Patent** (10) **Patent No.:** **US D504,616 S**
Kirkland et al. (45) **Date of Patent:** **** May 3, 2005**

(54) **TWO-HANDLED BOTTLE**
 (75) Inventors: **Kevin L. Kirkland**, Knoxville, TN
 (US); **Tracy Malone**, Knoxville, TN
 (US)
 (73) Assignee: **Nisus Corporation**, Rockford, TN (US)
 (**) Term: **14 Years**

D392,891 S * 3/1998 Dallaire D9/520
 D409,090 S * 5/1999 Lai et al. D9/523
 D426,162 S 6/2000 Olson D9/528
 D430,033 S * 8/2000 Beaver et al. D9/528
 D433,635 S * 11/2000 Chrisco et al. D9/527
 D435,451 S 12/2000 Giugiaro D9/528
 D458,541 S 6/2002 Steiger et al. D9/528
 D461,415 S 8/2002 Gilmore et al. D9/528
 D475,629 S 6/2003 Schlueter D9/533
 D496,865 S * 10/2004 Roubal et al. D9/528

(21) Appl. No.: **29/205,387**
 (22) Filed: **May 13, 2004**
 (51) **LOC (7) Cl.** **09-01**
 (52) **U.S. Cl.** **D9/533**
 (58) **Field of Search** D9/533, 520, 522,
 D9/523, 528, 530-531, 543, 567; 215/42,
 100, 382, 398, 400

FOREIGN PATENT DOCUMENTS

EP 0 457 121 A1 11/1991
 GB 2082590 * 7/1999
 GB 2082545 * 8/1999
 JP 48-110370 12/1973
 JP 49-54109 5/1974

* cited by examiner

Primary Examiner—Prabhakar Deshmukh
Assistant Examiner—Jean E. McCormick
 (74) *Attorney, Agent, or Firm*—Merchant & Gould

(56) **References Cited**
U.S. PATENT DOCUMENTS

D194,486 S * 1/1963 Hill D9/527
 D203,559 S 1/1966 Roberts et al.
 D208,109 S 7/1967 Birrell et al.
 4,658,975 A * 4/1987 Cone 215/385
 D302,523 S * 8/1989 Suhajda D9/528
 4,923,098 A 5/1990 Schoonover et al. 222/456.1
 4,928,860 A 5/1990 Knight 222/466
 D309,420 S 7/1990 Beaver D9/376
 D312,210 S 11/1990 Myerson et al. D9/376
 D320,345 S * 10/1991 Hamly et al. D9/523
 D332,224 S * 1/1993 Lynd et al. D9/523
 D339,066 S 9/1993 Brown et al. D9/528
 D346,331 S * 4/1994 Jaramillo D9/520
 D349,651 S 8/1994 Saffer D9/528
 D358,330 S 5/1995 Kahl D9/520
 D372,871 S 8/1996 Thiermann et al. D9/527
 D377,604 S 1/1997 Salmon et al. D9/528

(57) **CLAIM**

The ornamental design for a two-handled bottle, as shown and described.

DESCRIPTION

FIG. 1 is a perspective view of our new ornamental design for a two-handled bottle;
 FIG. 2 is a side elevational view thereof, with the opposite being a mirror image;
 FIG. 3 is a bottom plan view thereof;
 FIG. 4 is a top plan view thereof;
 FIG. 5 is a front elevational view thereof; and,
 FIG. 6 is a rear elevational view thereof.

1 Claim, 4 Drawing Sheets

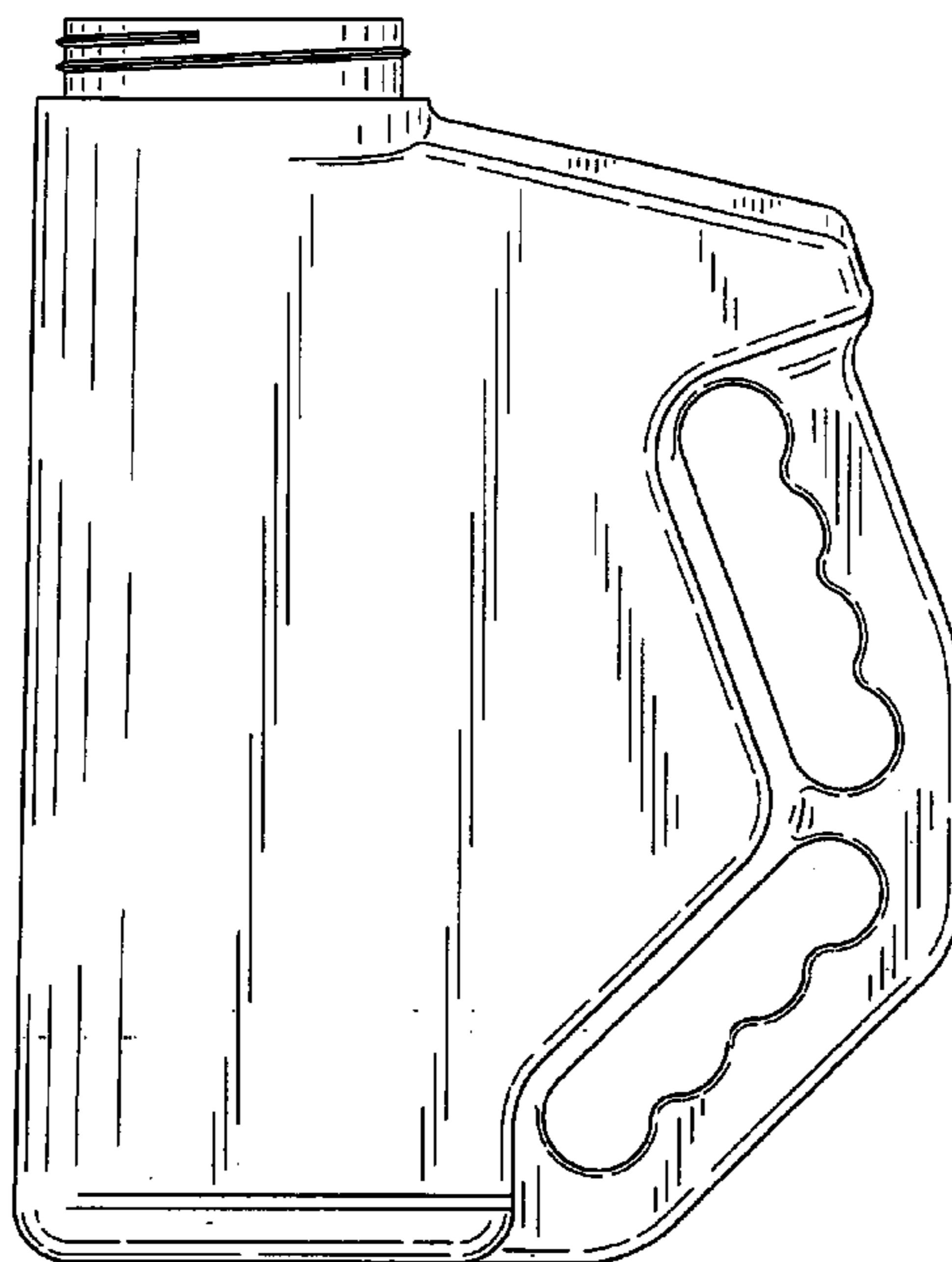


FIG. 1

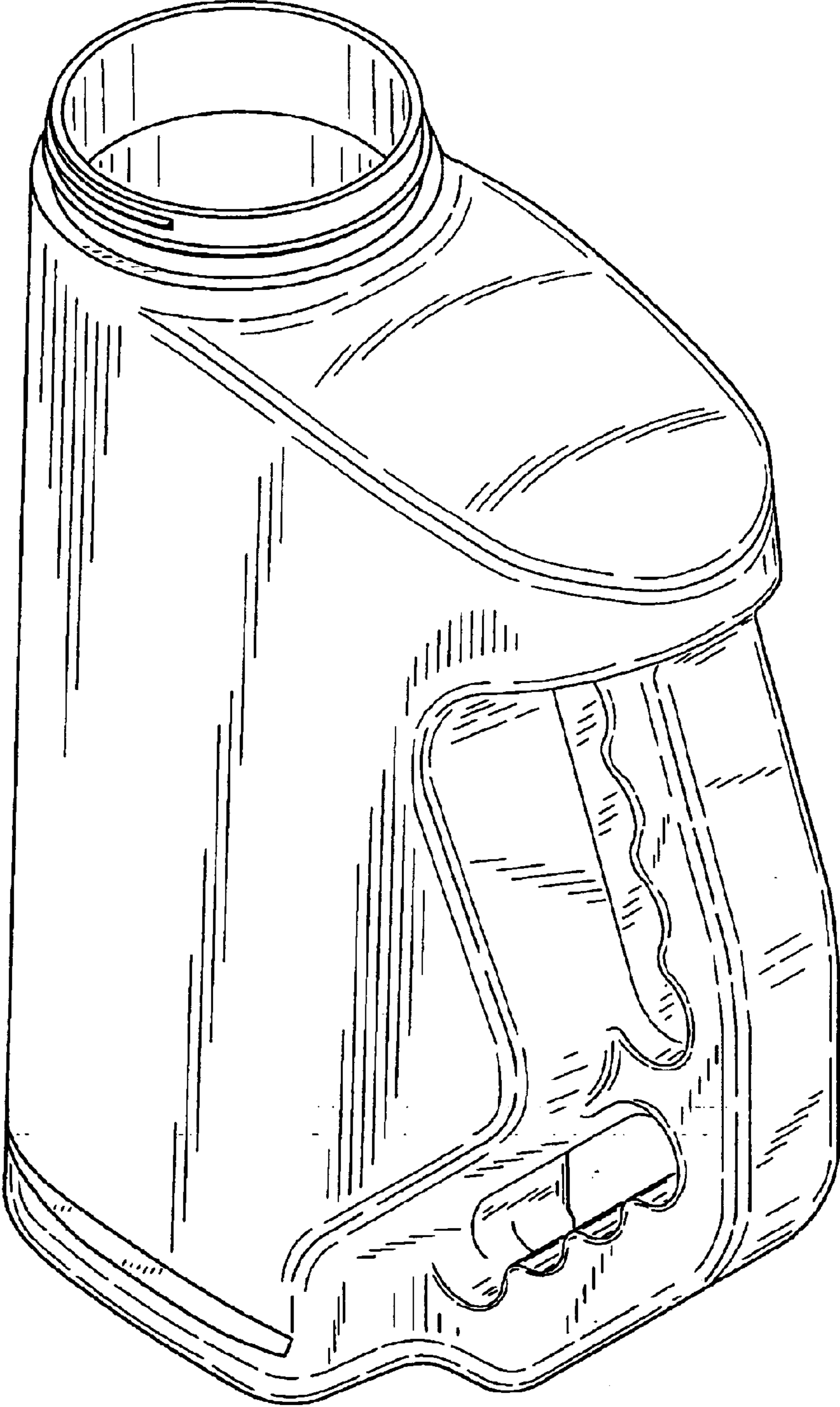


FIG. 2

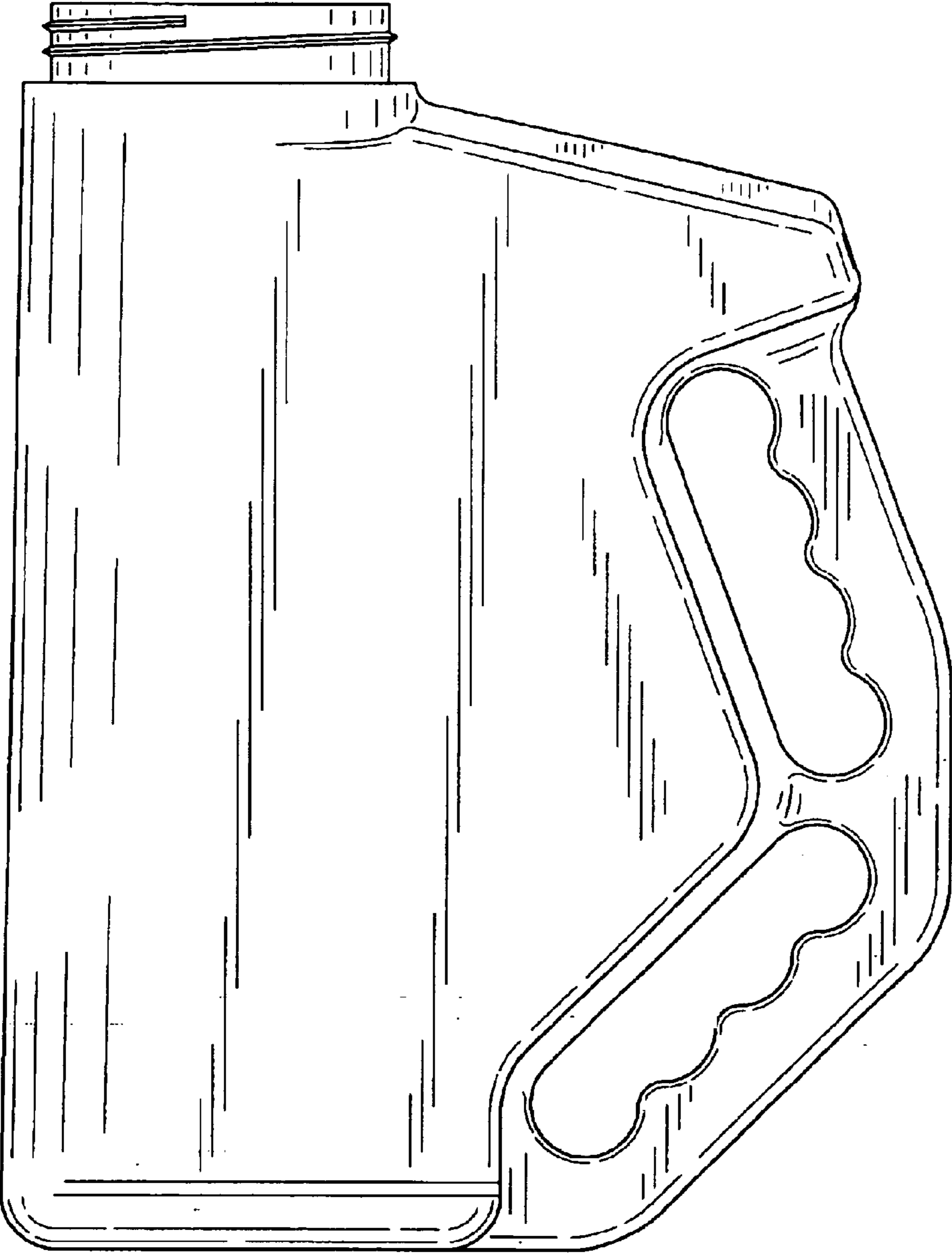


FIG. 3




FIG. 4

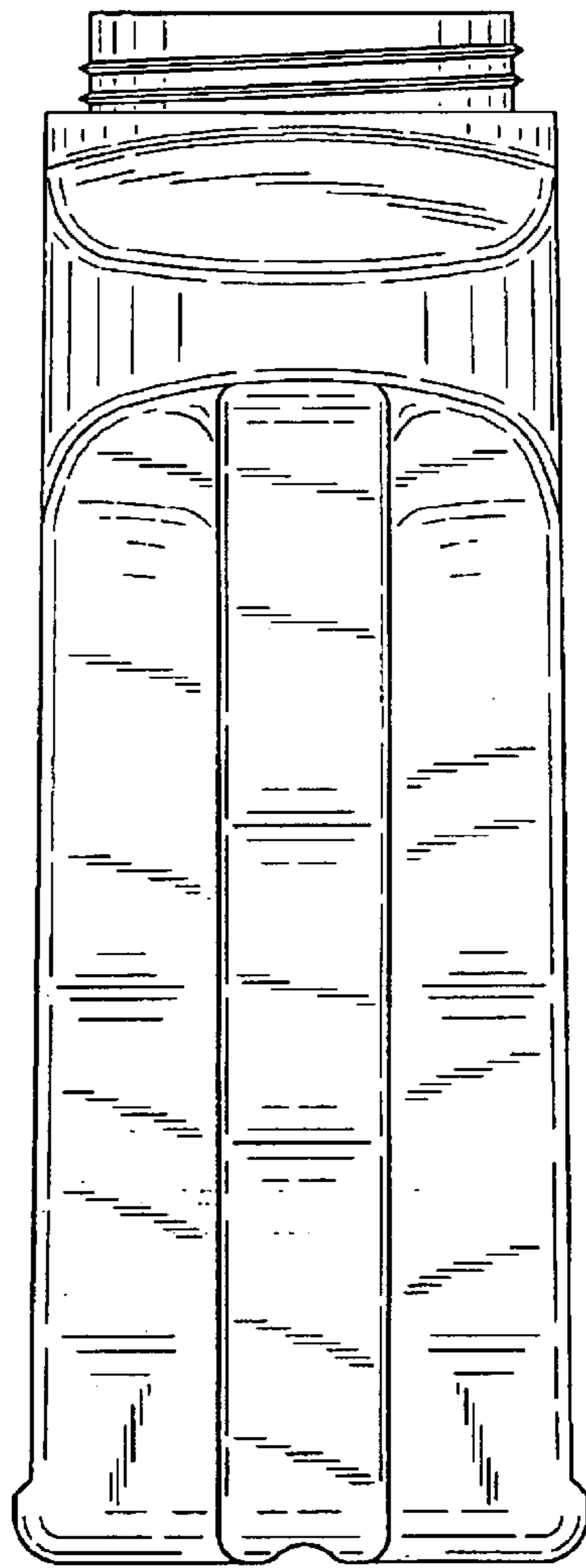


FIG. 5

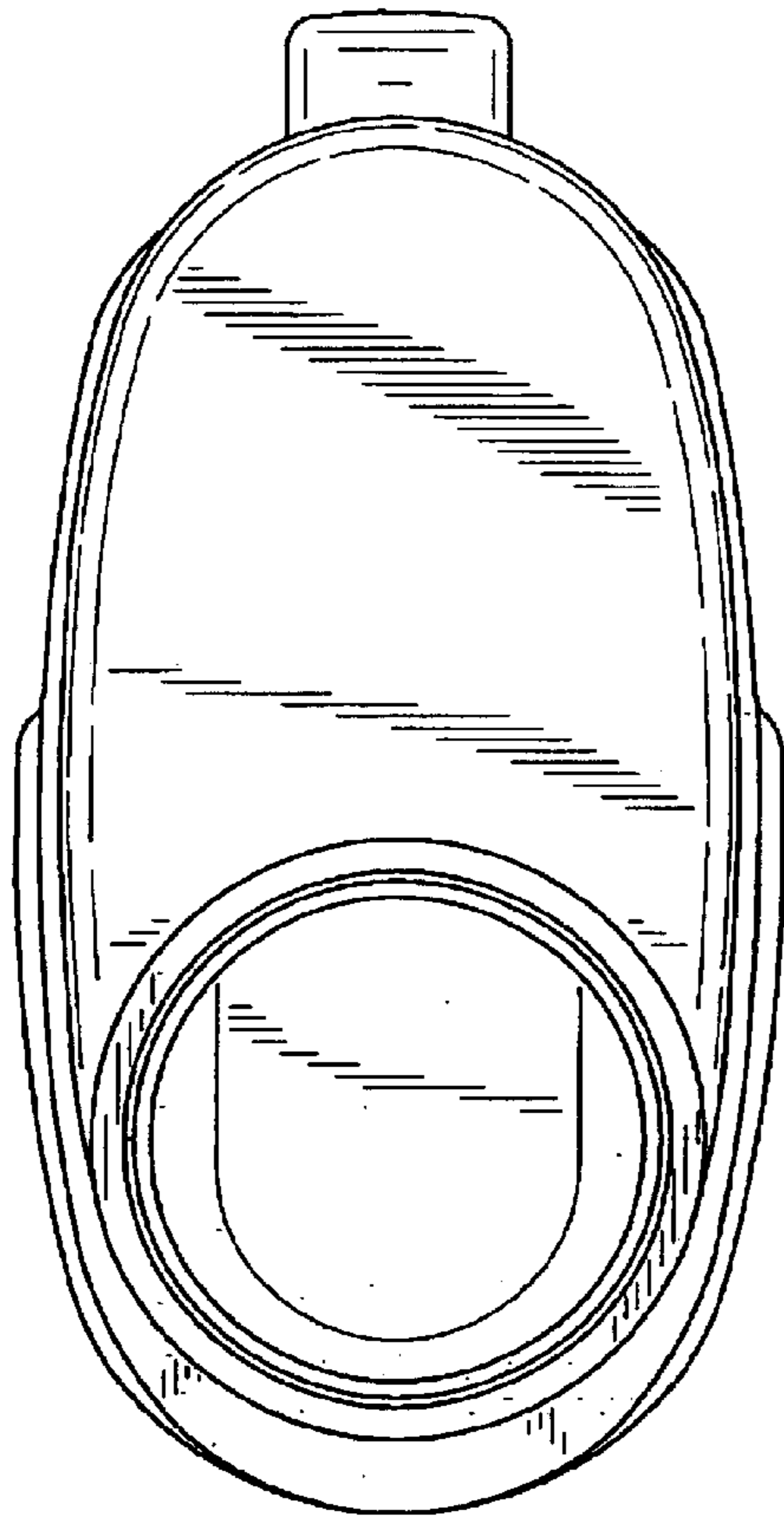


FIG. 6

