

US00D504614S

(12) **United States Design Patent**  
**Schuller et al.**

(10) **Patent No.: US D504,614 S**  
(45) **Date of Patent: \*\* May 3, 2005**

(54) **CONTAINER**

(75) Inventors: **David William Schuller**, Lebanon, OH (US); **Gene Michael Altonen**, West Chester, OH (US); **Theresa Louise Johnson**, Batesville, IN (US); **Christine Marie Putman**, West Chester, OH (US); **Benjamin J. Beck**, Boston, MA (US); **Laryssa Chortyk**, Boston, MA (US); **Douglas A. Marsden**, Marblehead, MA (US)

D229,168 S \* 11/1973 Silfang ..... D9/504  
D293,944 S \* 1/1988 Trabattoni ..... D28/76  
D304,549 S \* 11/1989 Desgrippes ..... D9/529  
D333,268 S \* 2/1993 Arlinghaus et al. .... D9/538  
D348,217 S \* 6/1994 Le Prince ..... D9/687  
D382,811 S \* 8/1997 Kotyuk et al. .... D9/542  
D443,828 S \* 6/2001 Meeker et al. .... D9/540  
D447,693 S \* 9/2001 Warner et al. .... D9/503  
D480,628 S \* 10/2003 Altonen et al. .... D9/694  
D482,972 S \* 12/2003 Young et al. .... D9/516 X  
D484,418 S \* 12/2003 Diete ..... D9/529  
D498,415 S \* 11/2004 Schuller et al. .... D9/529

(73) Assignee: **The Procter & Gamble Company**, Cincinnati, OH (US)

\* cited by examiner

(\*\*) Term: **14 Years**

*Primary Examiner*—Carol Rademaker  
(74) *Attorney, Agent, or Firm*—Vladimir Vitenberg

(21) Appl. No.: **29/214,449**

(57) **CLAIM**

(22) Filed: **Oct. 1, 2004**

The ornamental design for a container, as shown and described.

**Related U.S. Application Data**

(62) Division of application No. 29/174,470, filed on Jan. 17, 2003.

(51) **LOC (7) Cl.** ..... **09-01**

(52) **U.S. Cl.** ..... **D9/502; 529/552**

(58) **Field of Search** ..... D9/300, 502–504, D9/516, 529–530, 551, 537–543, 549, 552, 565; 215/12.1–12.3, 13.1, 371, 375, 382–384, 396, 398, 400; 222/212–215; 220/660, 666, 669, 675

**DESCRIPTION**

FIG. 1 is a front elevational view of a container, embodying our new design;

FIG. 2 is a right side elevational view thereof;

FIG. 3 is a rear elevational view thereof;

FIG. 4 is a left side elevational view thereof; and,

FIG. 5 is a perspective view thereof.

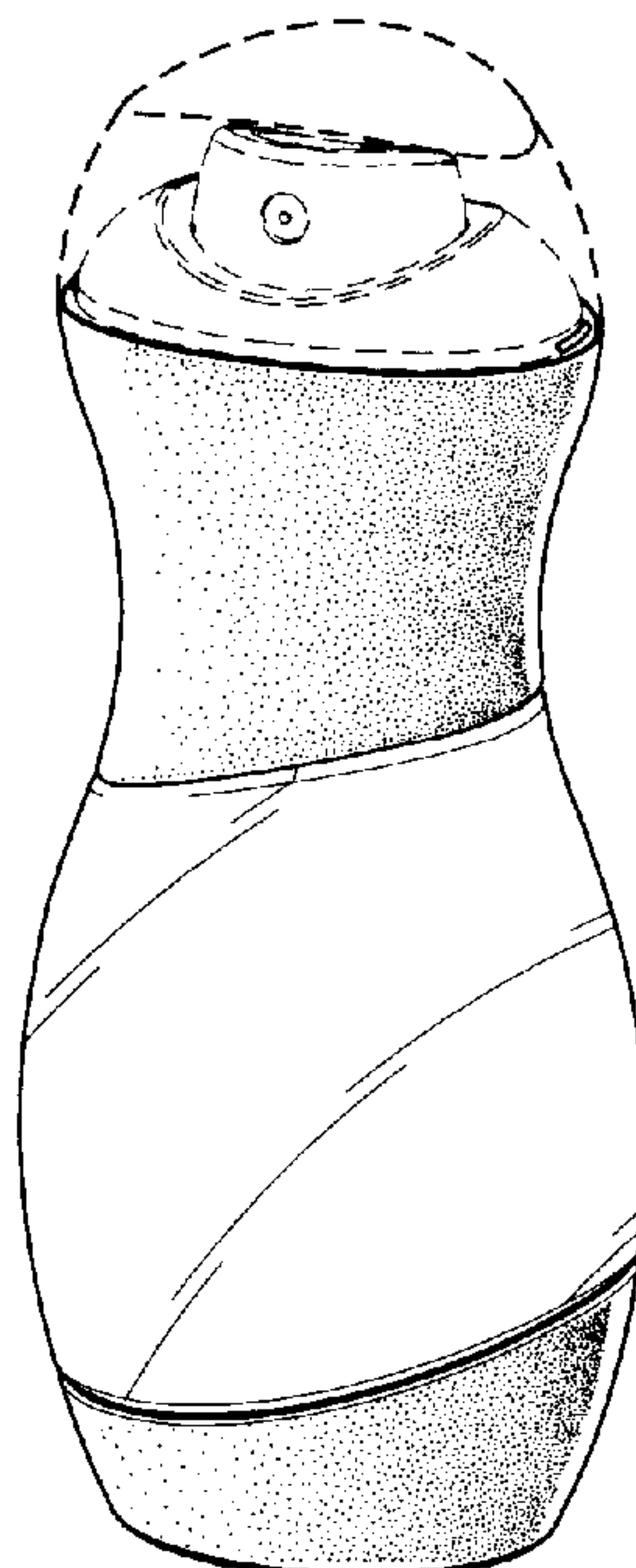
The broken lines shown in the drawings are for environmental purposes only and form no part of the claimed design.

(56) **References Cited**

**U.S. PATENT DOCUMENTS**

D227,862 S \* 7/1973 Mascia ..... D9/552 X

**1 Claim, 1 Drawing Sheet**



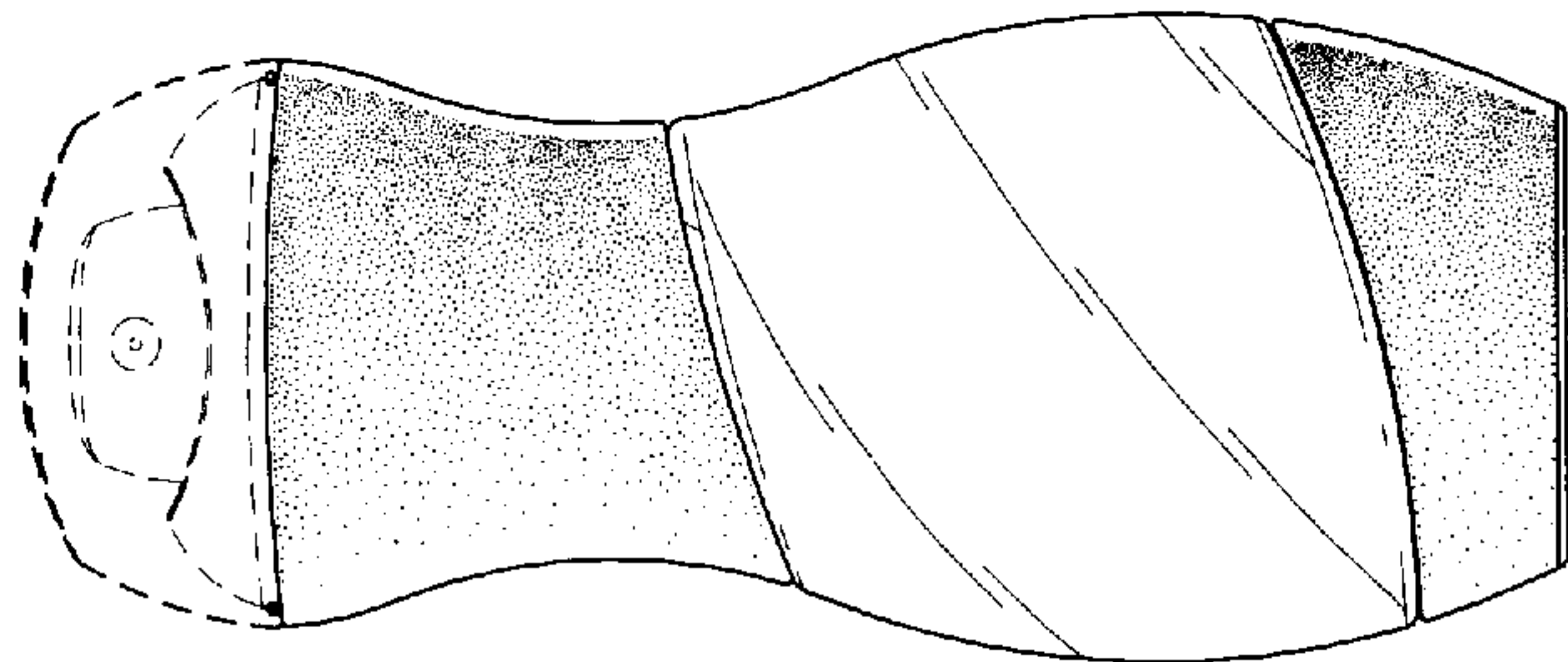


Fig. 1

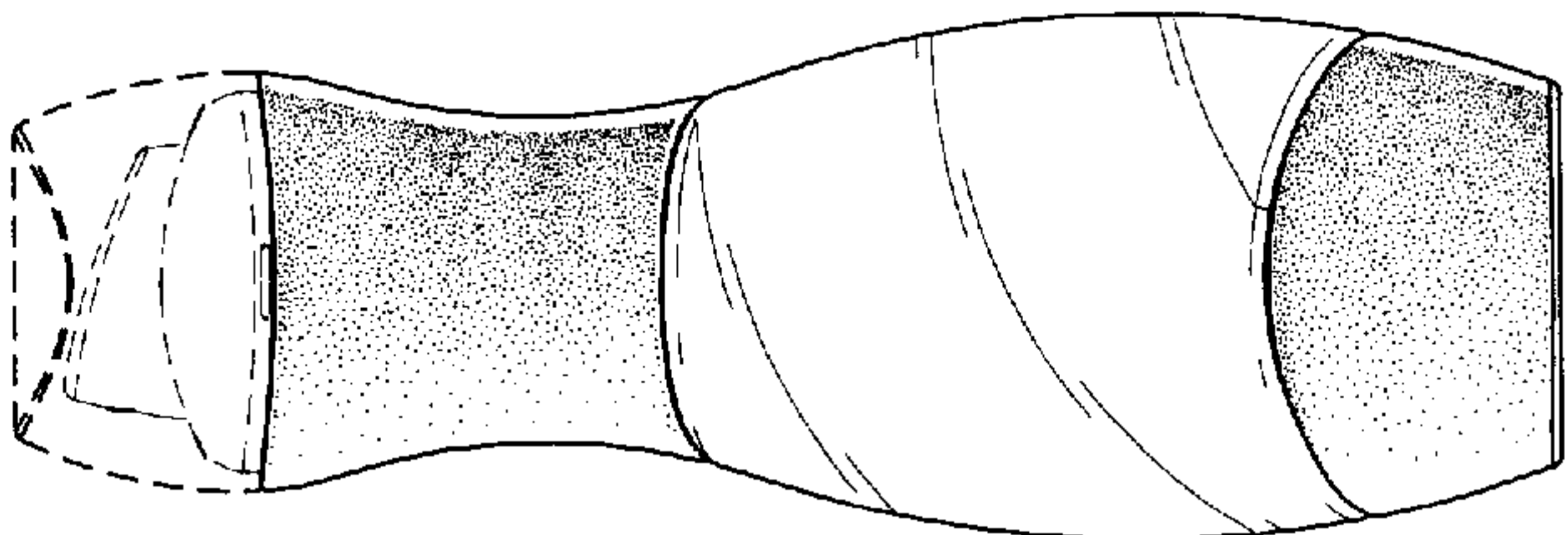


Fig. 2

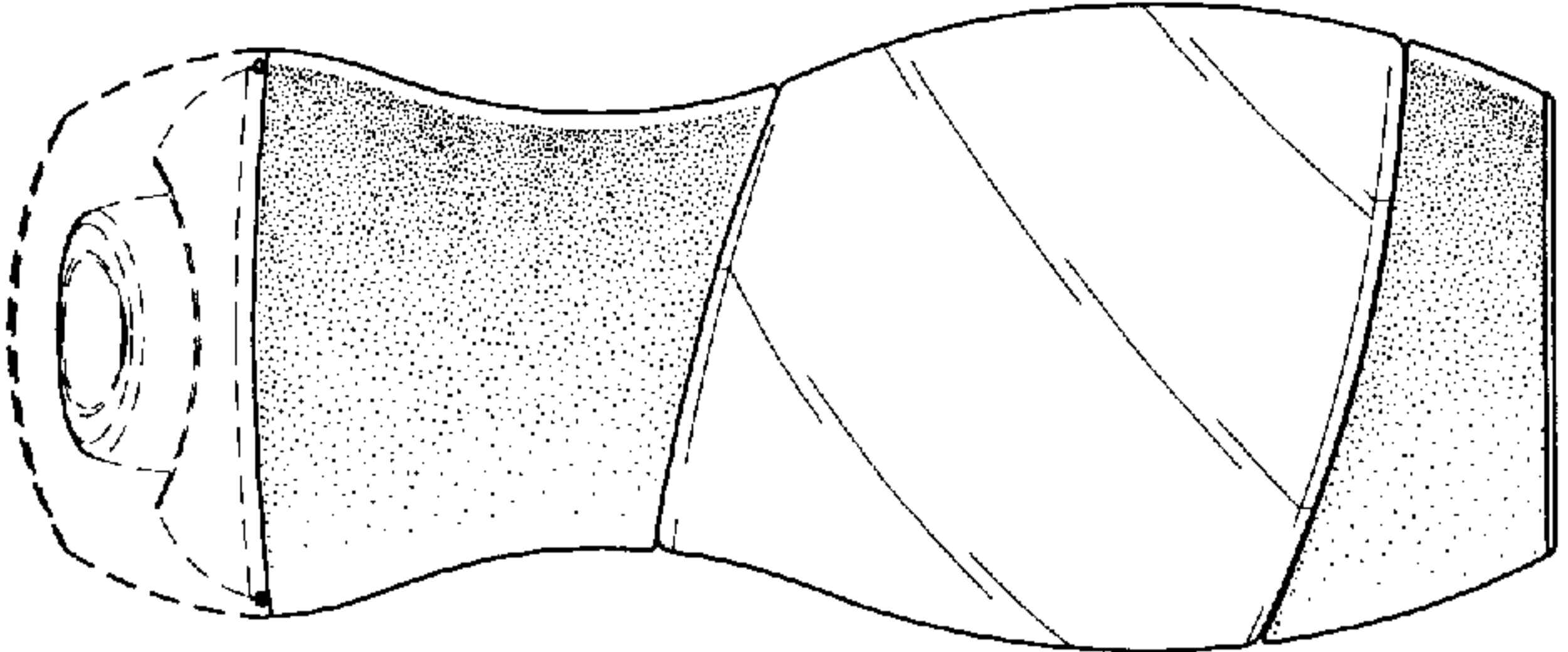


Fig. 3

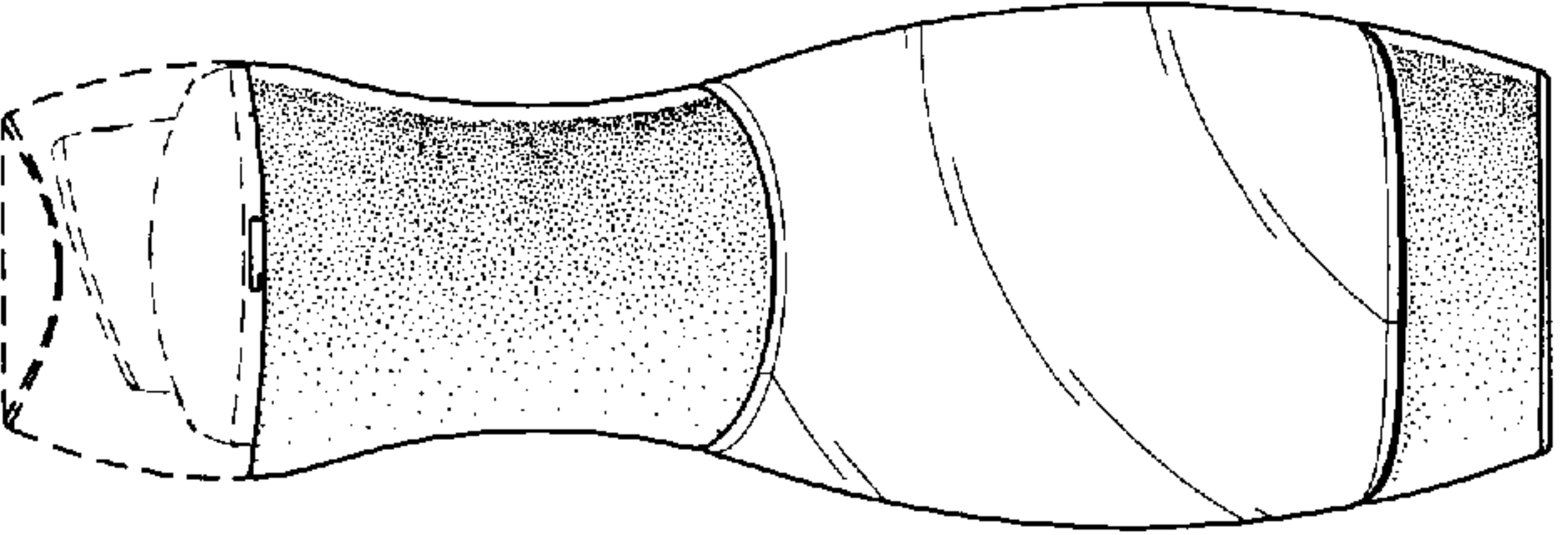


Fig. 4

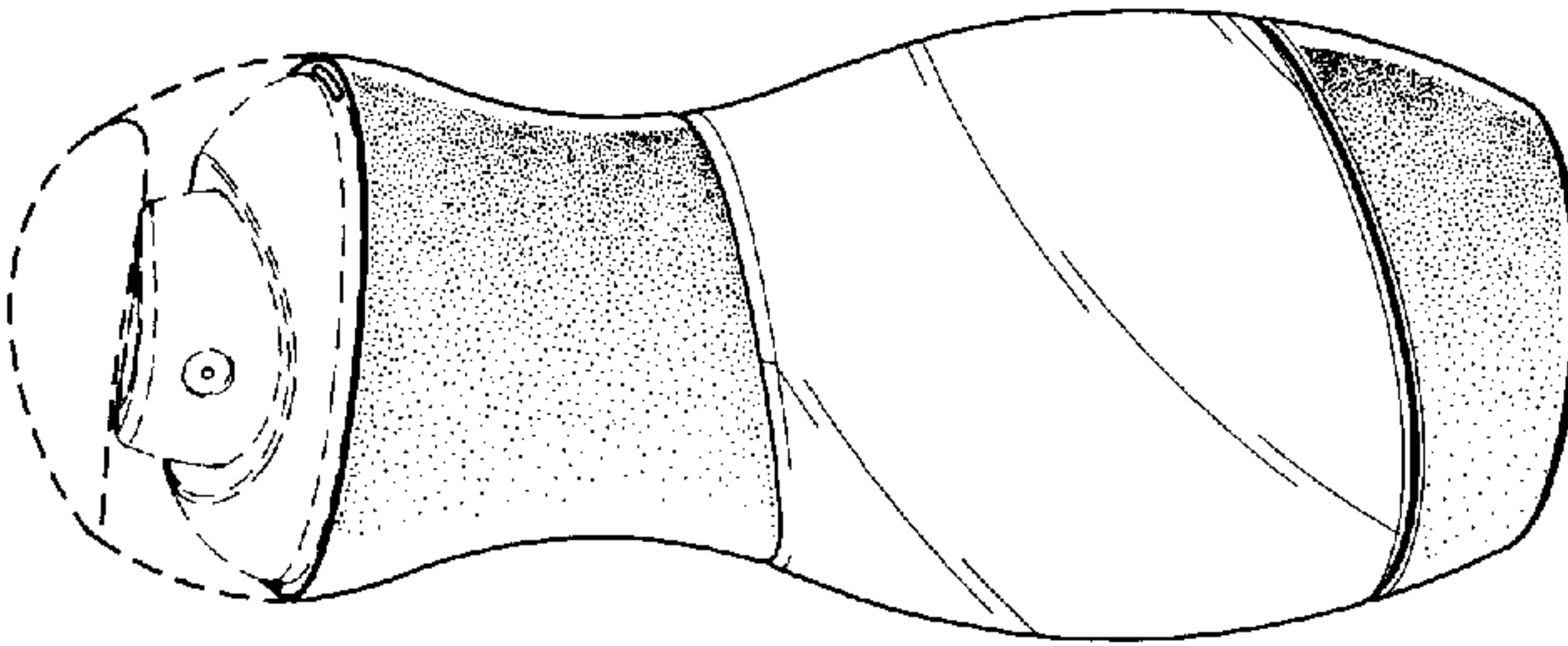


Fig. 5