



US00D504608S

(12) **United States Design Patent**
File et al.

(10) **Patent No.:** **US D504,608 S**

(45) **Date of Patent:** **** May 3, 2005**

(54) **CROWN FINIAL**

D73,180 S * 8/1927 Hofmann D8/378
D230,948 S * 3/1974 Moon D8/378

(75) Inventors: **Eduard File**, Santee, CA (US); **Brian Graves**, San Diego, CA (US); **Daniel A. Sadler, III**, San Diego, CA (US)

* cited by examiner

(73) Assignee: **Beme International, LLC**, San Diego, CA (US)

Primary Examiner—Holly Baynham
(74) *Attorney, Agent, or Firm*—Fish & Richardson P.C.; Fred C. Hernandez

(**) Term: **14 Years**

(57) **CLAIM**

The ornamental design for a crown finial, as shown.

(21) Appl. No.: **29/205,592**

DESCRIPTION

(22) Filed: **May 17, 2004**

(51) **LOC (7) Cl.** **08-05**

(52) **U.S. Cl.** **D8/378**

(58) **Field of Search** D8/378; D26/154;
428/28

FIG. 1 shows a perspective view of a crown finial incorporating the design;
FIG. 2 shows a front elevational view of the crown finial shown in FIG. 1, the right side, left side, and rear elevational being identical;
FIG. 3 shows a top plan view of the crown finial shown in FIG. 1; and,
FIG. 4 shows a bottom plan view of the crown finial shown in FIG. 1.

(56) **References Cited**

U.S. PATENT DOCUMENTS

D70,758 S * 8/1926 Hofmann D8/378
D73,179 S * 8/1927 Hofmann D8/378

1 Claim, 2 Drawing Sheets






FIG. 1




FIG. 2




FIG. 3




FIG. 4