

US00D504596S

(12) **United States Design Patent** (10) **Patent No.:** **US D504,596 S**  
**David** (45) **Date of Patent:** **\*\* May 3, 2005**

(54) **PEPPER MILL** D392,518 S 3/1998 David ..... D7/679

(75) **Inventor:** **Tom David**, Nantucket, MA (US)

(73) **Assignee:** **Tom David, Inc.**, Nantucket, MA (US)

(\*\*) **Term:** **14 Years**

(21) **Appl. No.:** **29/199,763**

(22) **Filed:** **Feb. 20, 2004**

(51) **LOC (7) Cl.** ..... **07-04**

(52) **U.S. Cl.** ..... **D7/679**

(58) **Field of Search** ..... D7/590-597, 679,  
D7/383, 384, 372-374, 401.1; 222/142.1-142.9;  
241/168, 169, 169.1, 169.2, 262, 286, 273.2

(56) **References Cited**

**U.S. PATENT DOCUMENTS**

D96,679 S \* 8/1935 Kopf ..... D7/372  
3,734,417 A \* 5/1973 Russell et al. .... 241/168  
4,307,808 A \* 12/1981 Johnson ..... 241/168

\* cited by examiner

*Primary Examiner*—Terry A. Wallace

(74) *Attorney, Agent, or Firm*—Venable LLP; Robert Kinberg

(57) **CLAIM**

The ornamental design for a pepper mill, as shown and described.

**DESCRIPTION**

FIG. 1 is a top plan view of the pepper mill showing my new design;

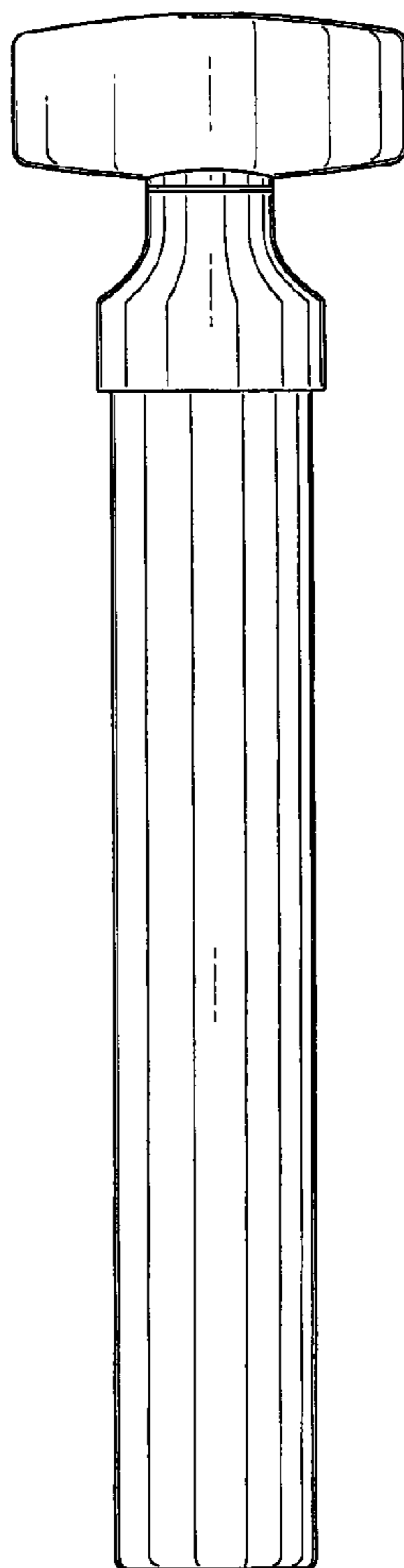
FIG. 2 is a front elevated view of the design shown in FIG. 1;

FIG. 3 is a side elevational view of the design shown in FIG. 1; and,

FIG. 4 is a rear elevational view of the design shown in FIG. 1.

The non-illustrated bottom face of the pepper mill forms no part of the claimed design.

**1 Claim, 4 Drawing Sheets**



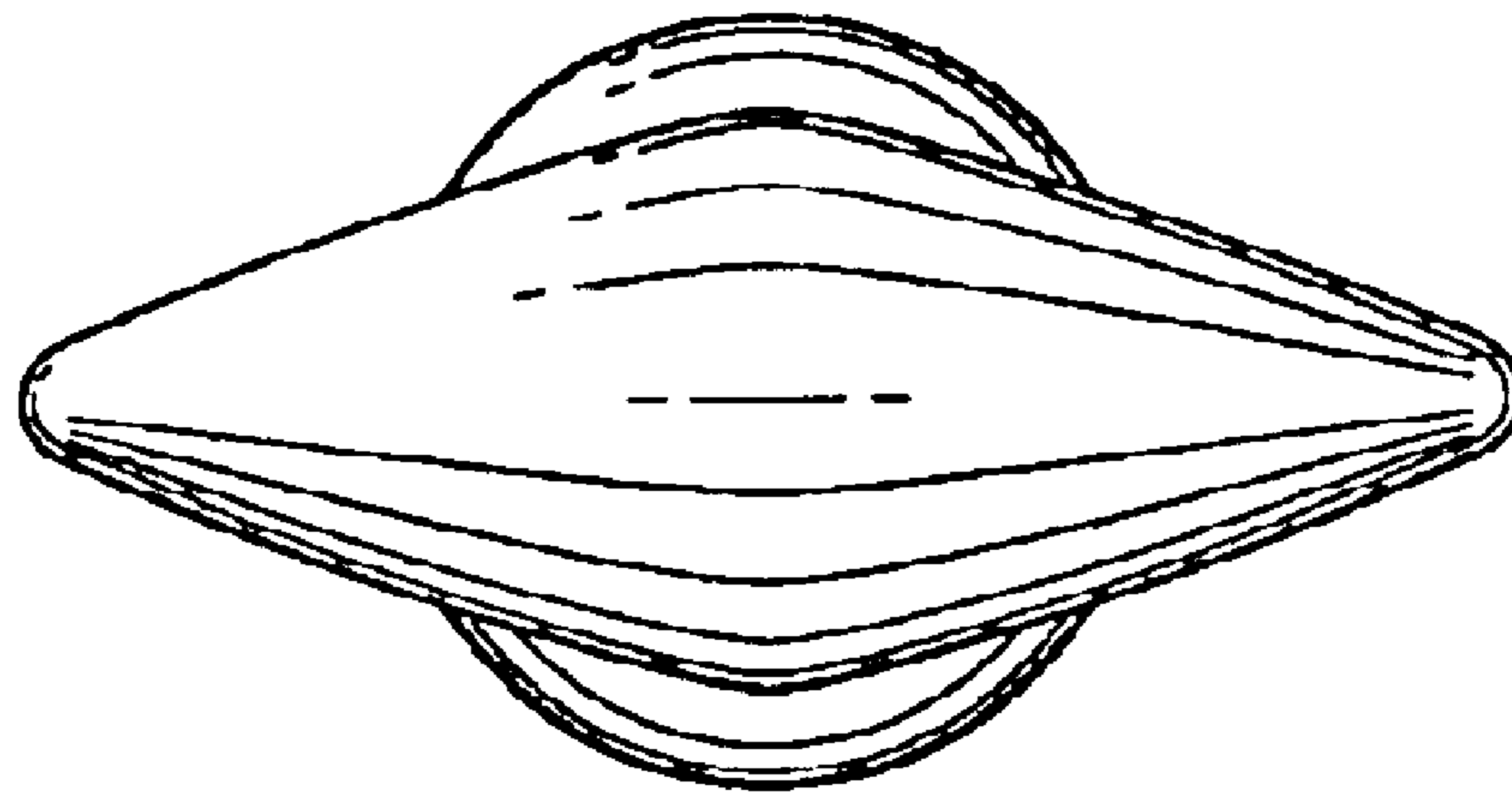


FIG. 1

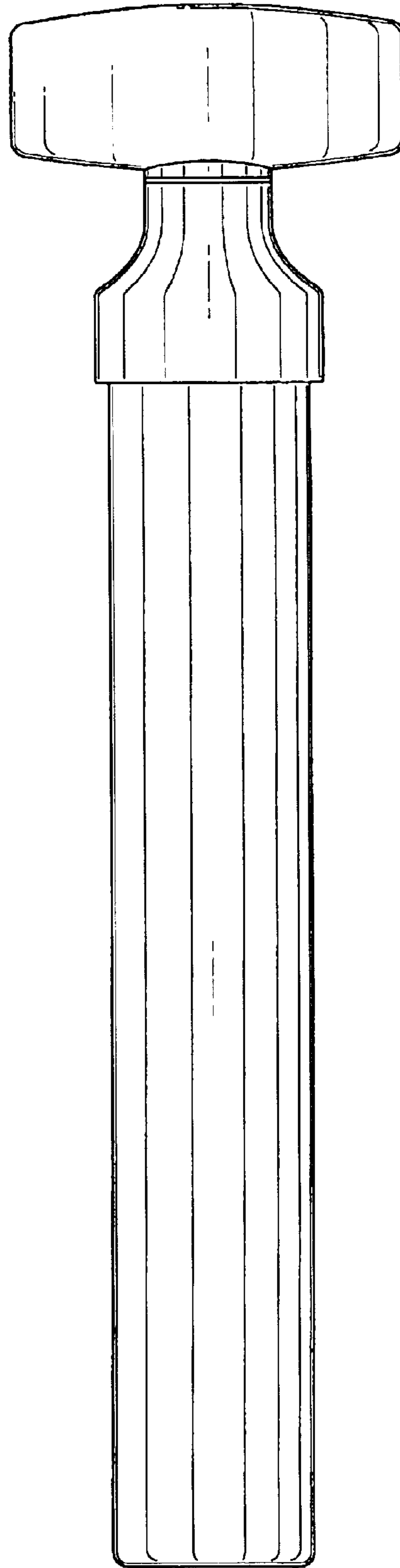


FIG. 2

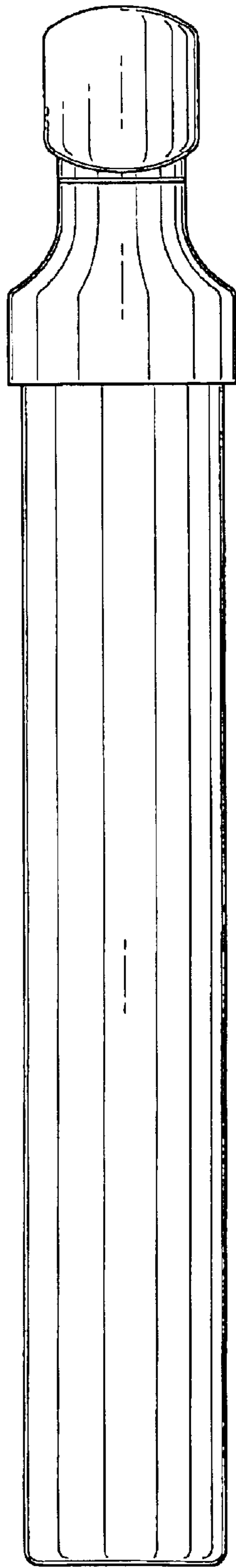


FIG. 3

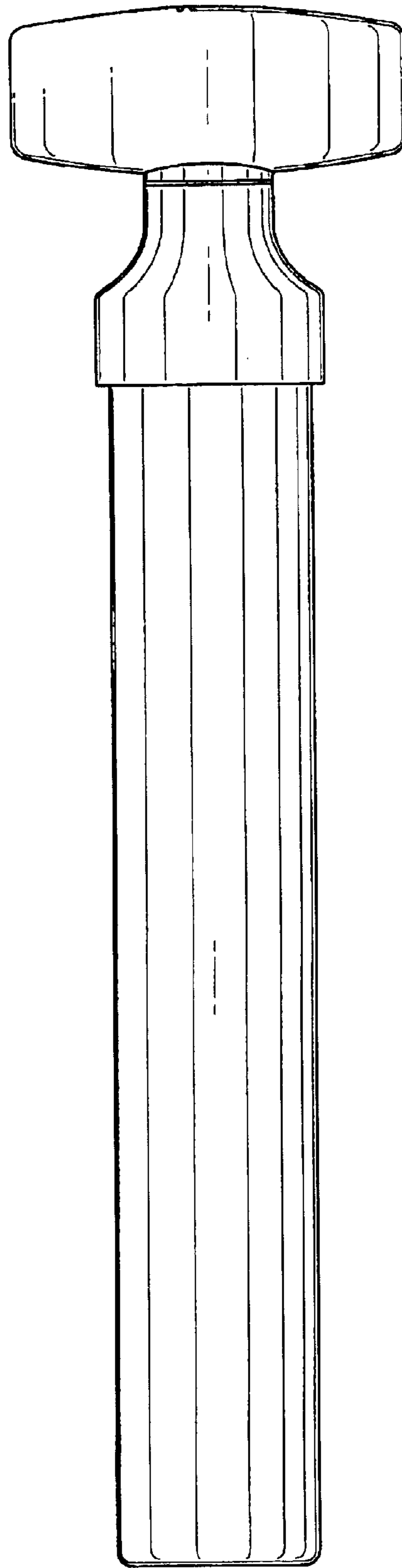


FIG. 4