

US00D504588S

(12) **United States Design Patent**
Mendini

(10) **Patent No.:** **US D504,588 S**
(45) **Date of Patent:** **** May 3, 2005**

(54) **WATCH DISPLAY STAND**

(56) **References Cited**

(75) **Inventor:** **Francesco Mendini, Milan (IT)**

U.S. PATENT DOCUMENTS

(73) **Assignee:** **Swatch AG (Swatch SA) (Swatch Ltd.), Bienne (CH)**

4,293,943 A * 10/1981 Avery et al. 368/309.1
D268,307 S * 3/1983 Korn D6/469
D303,472 S * 9/1989 Manhart D6/553
D322,189 S * 12/1991 Schechter D6/469

(**) **Term:** **14 Years**

* cited by examiner

(21) **Appl. No.:** **29/198,444**

Primary Examiner—Brian N Vinson

(22) **Filed:** **Jan. 29, 2004**

(74) *Attorney, Agent, or Firm*—Collen IP; Donald J. Ranft

Related U.S. Application Data

(57) **CLAIM**

(62) Division of application No. 29/165,218, filed on Aug. 7, 2002.

The ornamental design for a watch display stand, as shown and described.

(30) **Foreign Application Priority Data**

DESCRIPTION

Feb. 8, 2002 (WO) DM/058 855

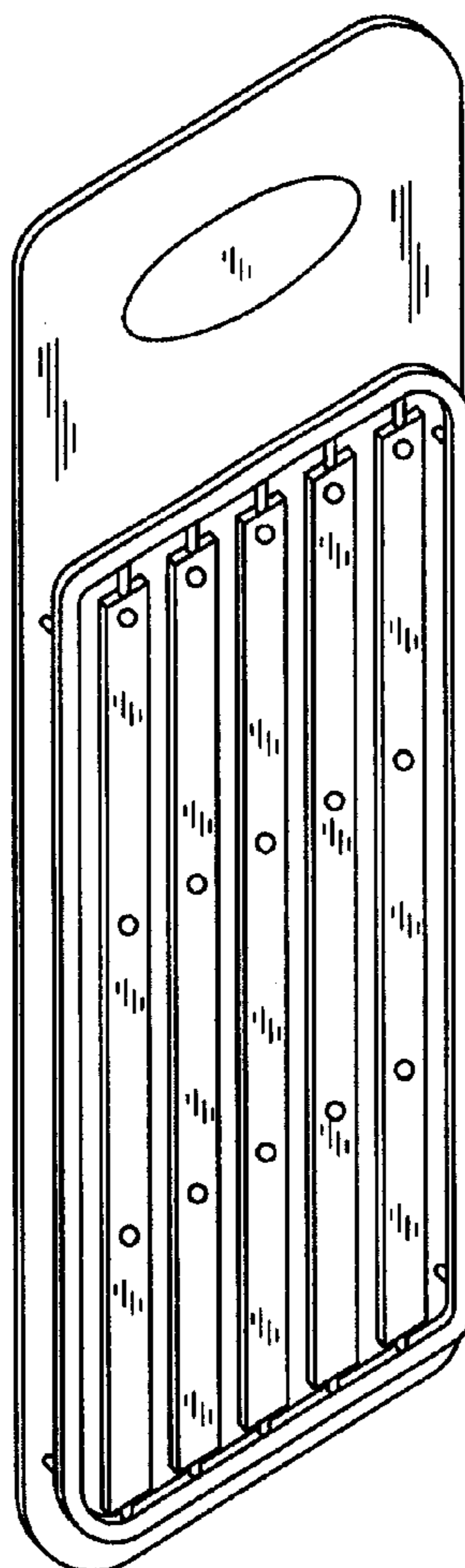
(51) **LOC (7) Cl.** **06-04**

(52) **U.S. Cl.** **D6/553**

(58) **Field of Search** D6/553, 567, 569,
D6/570, 469; 211/10, 13.1, 30-31, 59.1,
70.6, 70.7, 86.01, 87.01; 248/309.1, 309.2

FIG. 1 is a front view of a watch display stand;
FIG. 2 is a back view thereof;
FIG. 3 is a top view thereof;
FIG. 4 is a side view thereof; and,
FIG. 5 is a perspective view thereof.

1 Claim, 2 Drawing Sheets



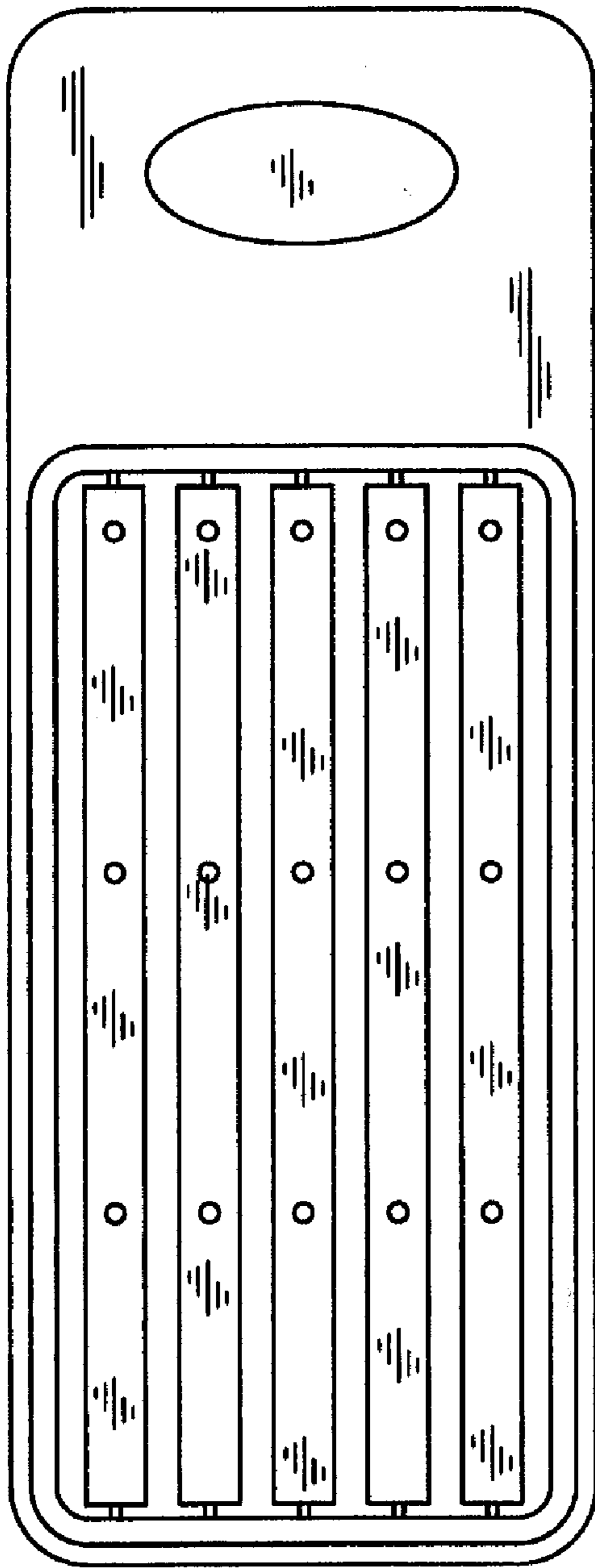


FIG. 1

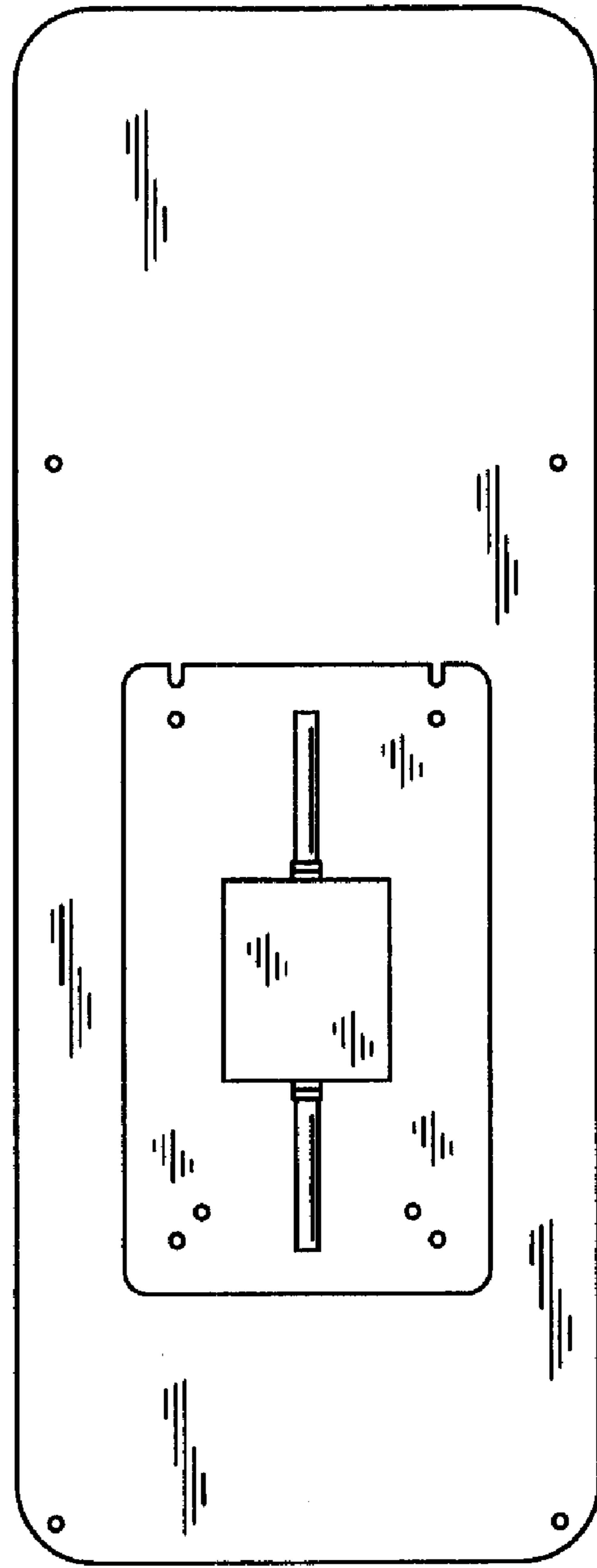


FIG. 2



FIG. 3

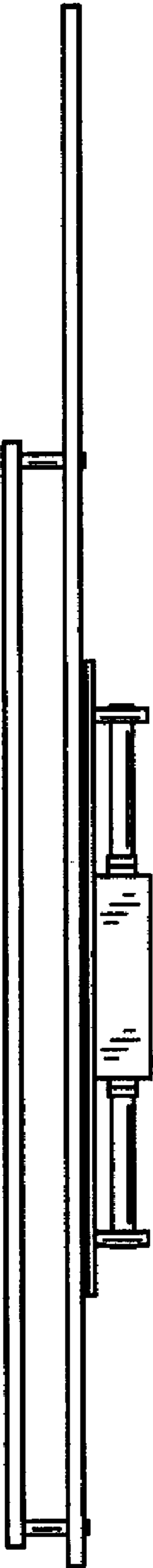


FIG. 4

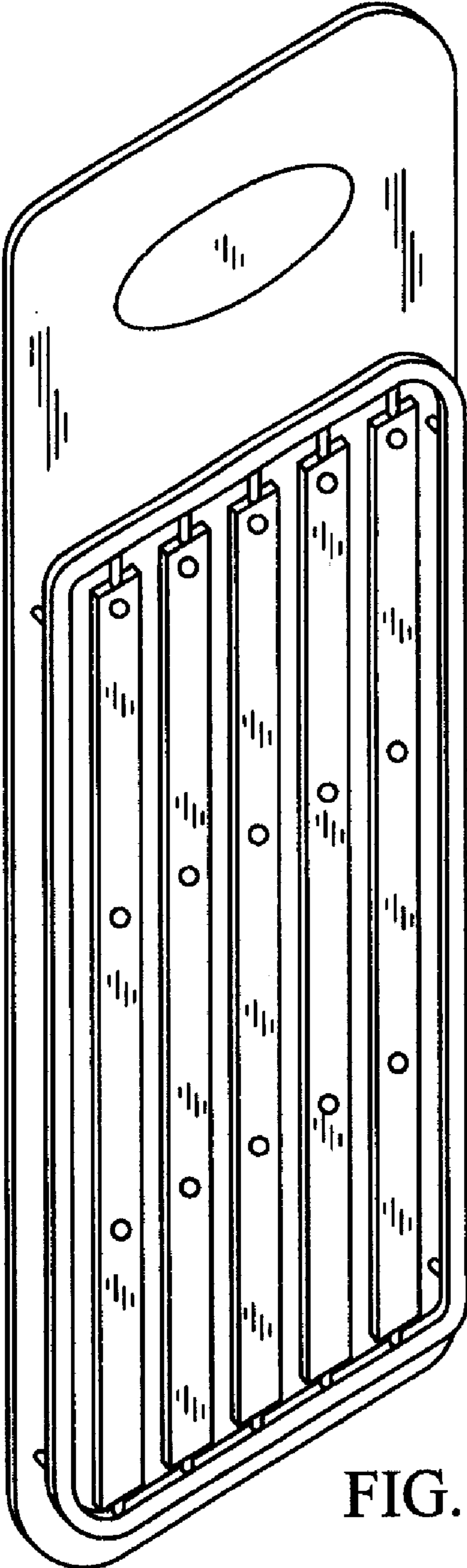


FIG. 5