

US00D504576S

(12) **United States Design Patent** (10) **Patent No.:** **US D504,576 S**  
**Strollo** (45) **Date of Patent:** **\*\* May 3, 2005**

(54) **CLOTHING CLIP**

(75) Inventor: **David Strollo**, Port Crane, NY (US)

(73) Assignee: **Cleaner's Supply, Inc.**, Conklin, NY (US)

(\*\*) Term: **14 Years**

(21) Appl. No.: **29/171,638**

(22) Filed: **Nov. 26, 2002**

(51) **LOC (7) Cl.** ..... **06-08**

(52) **U.S. Cl.** ..... **D6/315**

(58) **Field of Search** ..... D6/315, 326, 328, D6/512; D8/349; 211/86.01; 24/13, 3.11, 3.12; 223/85, 90-93, DIG. 2

(56) **References Cited**

**U.S. PATENT DOCUMENTS**

3,182,368	A	*	5/1965	Fair	.....	24/347
3,204,636	A	*	9/1965	Kariher et al.	.....	606/120
3,247,852	A	*	4/1966	Schneider	.....	606/120
3,462,809	A	*	8/1969	Froehlich, Jr.	.....	24/562
3,604,071	A		9/1971	Reimels		
3,616,497	A	*	11/1971	Esposito, Jr.	.....	24/542
3,942,228	A	*	3/1976	Buckman et al.	.....	251/4
3,962,758	A	*	6/1976	Knappe et al.	.....	24/562
3,982,307	A		9/1976	Smith et al.		

4,773,132	A	*	9/1988	Eckels	.....	24/545
4,807,334	A	*	2/1989	Blanchard	.....	24/487
4,835,824	A		6/1989	Durham et al.		
D327,149	S	*	6/1992	Harper, IV	.....	D32/61
5,159,730	A		11/1992	Radvin		
D368,589	S	*	4/1996	Guio	.....	D32/61
5,546,641	A		8/1996	Radvin et al.		
D386,215	S	*	11/1997	White et al.	.....	D20/43

\* cited by examiner

*Primary Examiner*—Prabhakar Deshmukh

*Assistant Examiner*—Daniel Bui

(74) *Attorney, Agent, or Firm*—Robert L. Epstein; Epstein Drangel Bazerman & James, LLP

(57) **CLAIM**

The ornamental design for a clothing clip, substantially as shown and described.

**DESCRIPTION**

FIG. 1 is an isometric view of a clothing clip, showing my new design;  
 FIG. 2 is a front elevation view thereof;  
 FIG. 3 is a top plan view thereof;  
 FIG. 4 is a rear elevation view thereof;  
 FIG. 5 is an end elevation view thereof; and,  
 FIG. 6 is a bottom plan view thereof.

**1 Claim, 3 Drawing Sheets**

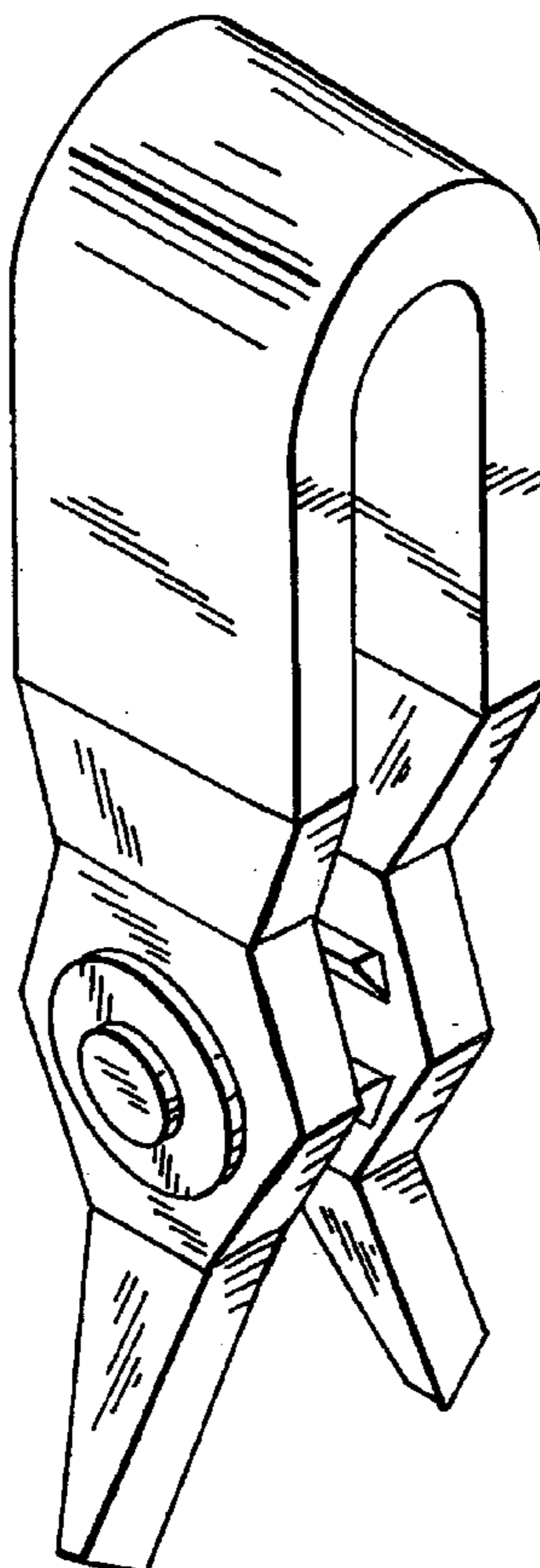


FIG. 1

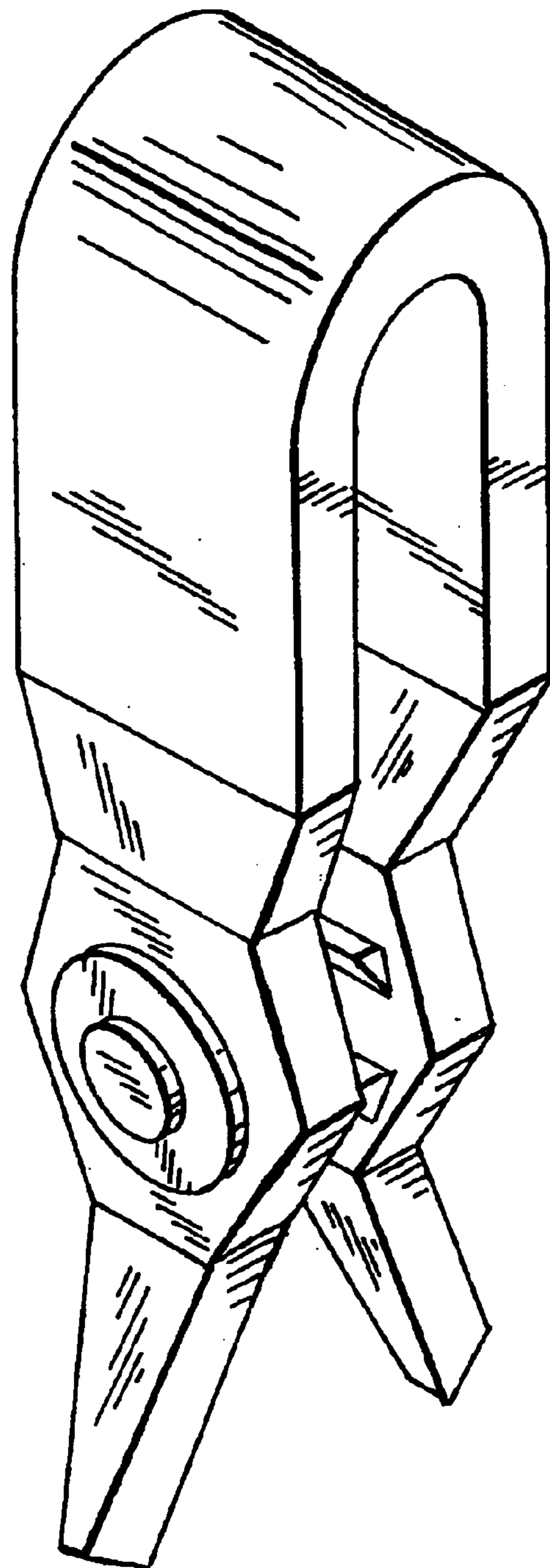


FIG. 2

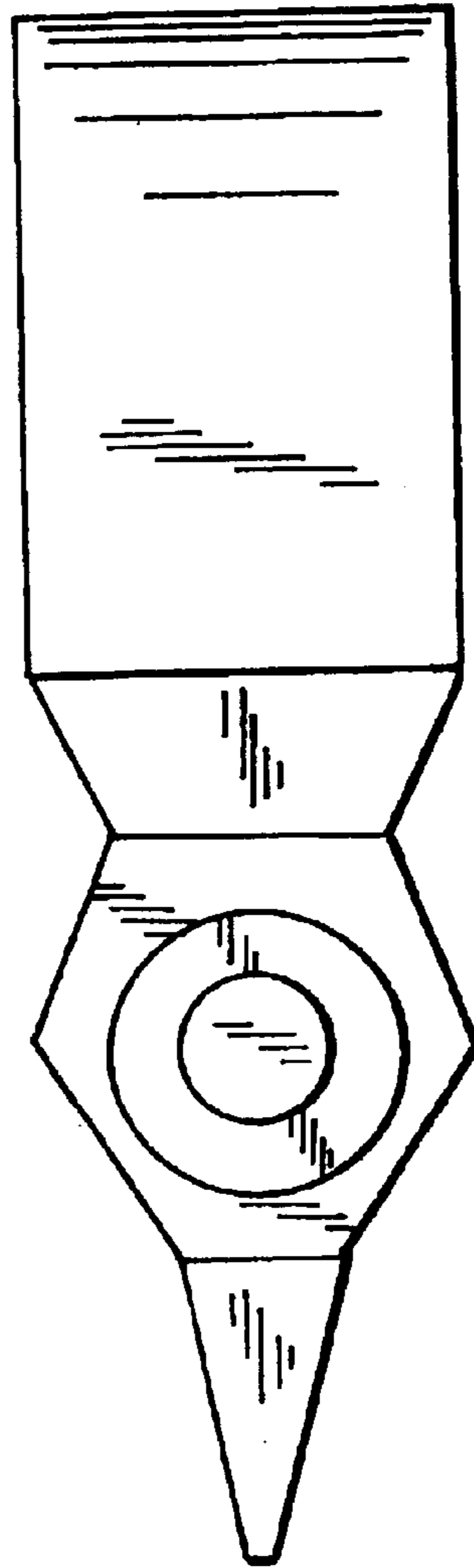



FIG. 3



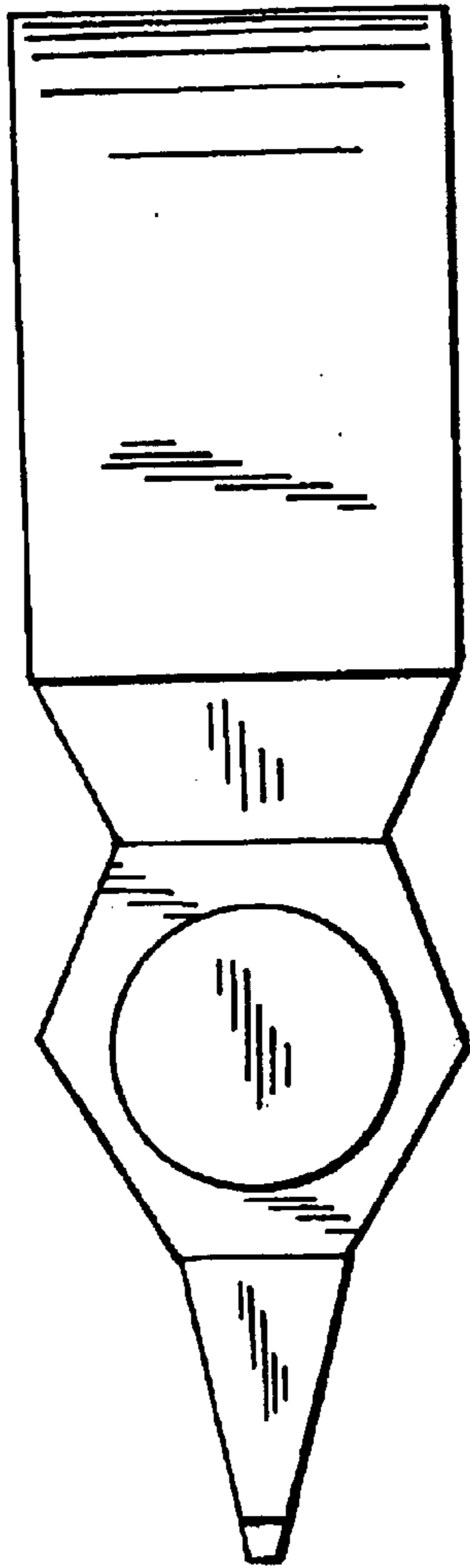


FIG. 4

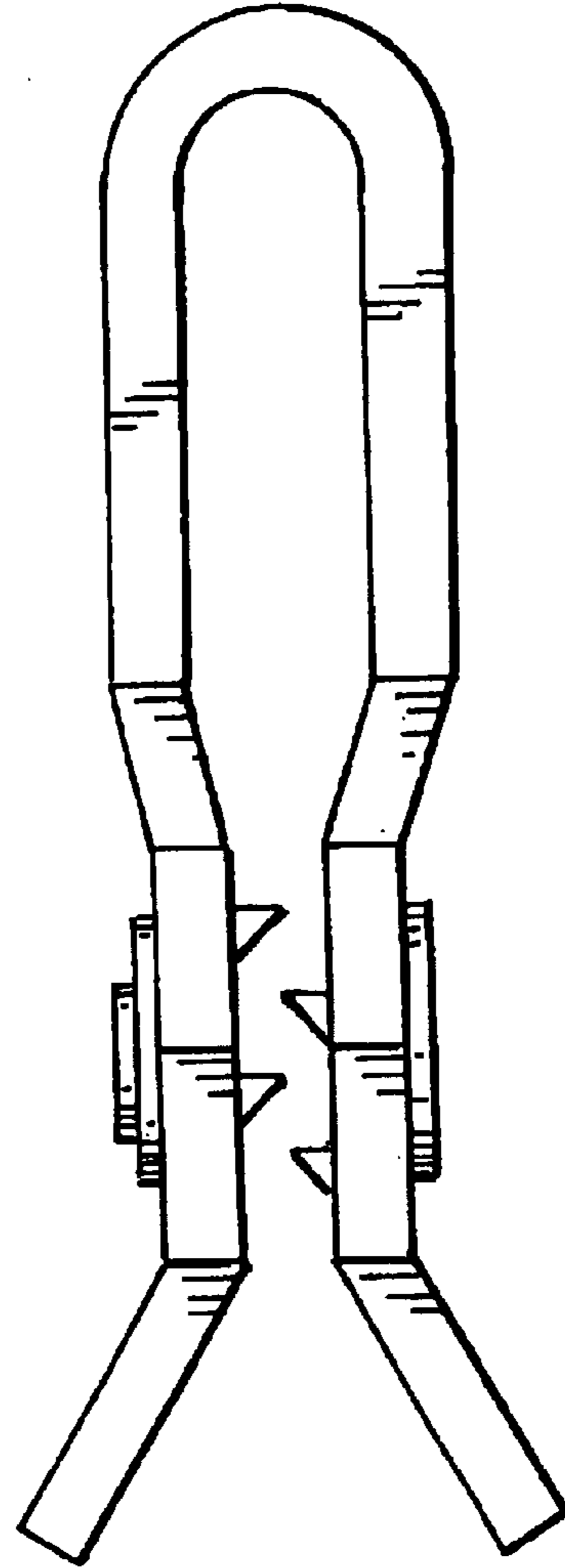


FIG. 5

FIG. 6

