

US00D504573S

(12) **United States Design Patent** (10) **Patent No.:** **US D504,573 S**
Leisch et al. (45) **Date of Patent:** **** May 3, 2005**

(54) **PAPER PRODUCT**

(75) Inventors: **Jamie T. Leisch**, DePere, WI (US);
Reginald L. Milbern, Cincinnati, OH
(US); **Galyn A. Schulz**, Greenville, WI
(US)

(73) Assignee: **Fort James Corporation**, Atlanta, GA
(US)

(**) Term: **14 Years**

(21) Appl. No.: **29/193,449**

(22) Filed: **Nov. 12, 2003**

(51) **LOC (7) Cl.** **05-06**

(52) **U.S. Cl.** **D5/53; D5/57**

(58) **Field of Search** D5/1-3, 7-8, 11,
D5/13-14, 19, 20, 23-27, 30, 32, 35-37,
39, 40, 41, 44-47, 49, 50, 52-64, 66, 99;
D2/749, 994; D6/582, 583, 595, 596, 598,
603-606, 608, 613, 616, 617, 619, 622;
428/17, 18, 151, 154, 156, 171, 187, 198,
199, 904.4, 542.2, 919, 542.6; D24/124,
125; D25/142, 152; 5/413 AM, 709; D7/396.4,
396.5; 162/134, 140, 231; 156/148, 209

(56) **References Cited**

U.S. PATENT DOCUMENTS

D9,578 S	10/1876	Van Campen
D29,351 S	9/1898	Azeez
D75,660 S	6/1928	Sheft
D78,903 S	7/1929	Smalley
D88,128 S	10/1932	Willheim
D88,387 S	11/1932	Murray
D89,125 S	1/1933	Cohen
D99,927 S	6/1936	Cahn
D103,522 S	3/1937	Sturm
D110,373 S	7/1938	Teetsel
D110,374 S	7/1938	Teetsel
D113,826 S	3/1939	Lehmann
D115,465 S	6/1939	Bixer

(Continued)

OTHER PUBLICATIONS

U.S. Appl. No. 29/193,430, filed Nov. 12, 2003, Leisch et al.

Primary Examiner—Joel A. Sincavage

Assistant Examiner—T. Chase Nelson

(74) *Attorney, Agent, or Firm*—Finnegan, Henderson,
Farabow, Garrett & Dunner, L.L.P.

(57) **CLAIM**

The ornamental design for a paper product, as shown and described.

DESCRIPTION

FIG. 1 is a top plan view of a first embodiment of a paper product illustrating the claimed design.

FIG. 2 is top plan view of a second embodiment of the paper product in which the design of the first embodiment is embossed.

FIG. 3 is an enlarged detail view of the circled portion 3 of FIG. 2.

FIG. 4 is a cross-sectional view of the paper product of FIG. 2 taken along the line 4—4 shown in FIG. 3.

FIG. 5 is a cross-sectional view of the paper product of FIG. 2 taken along the line 5—5 shown in FIG. 3.

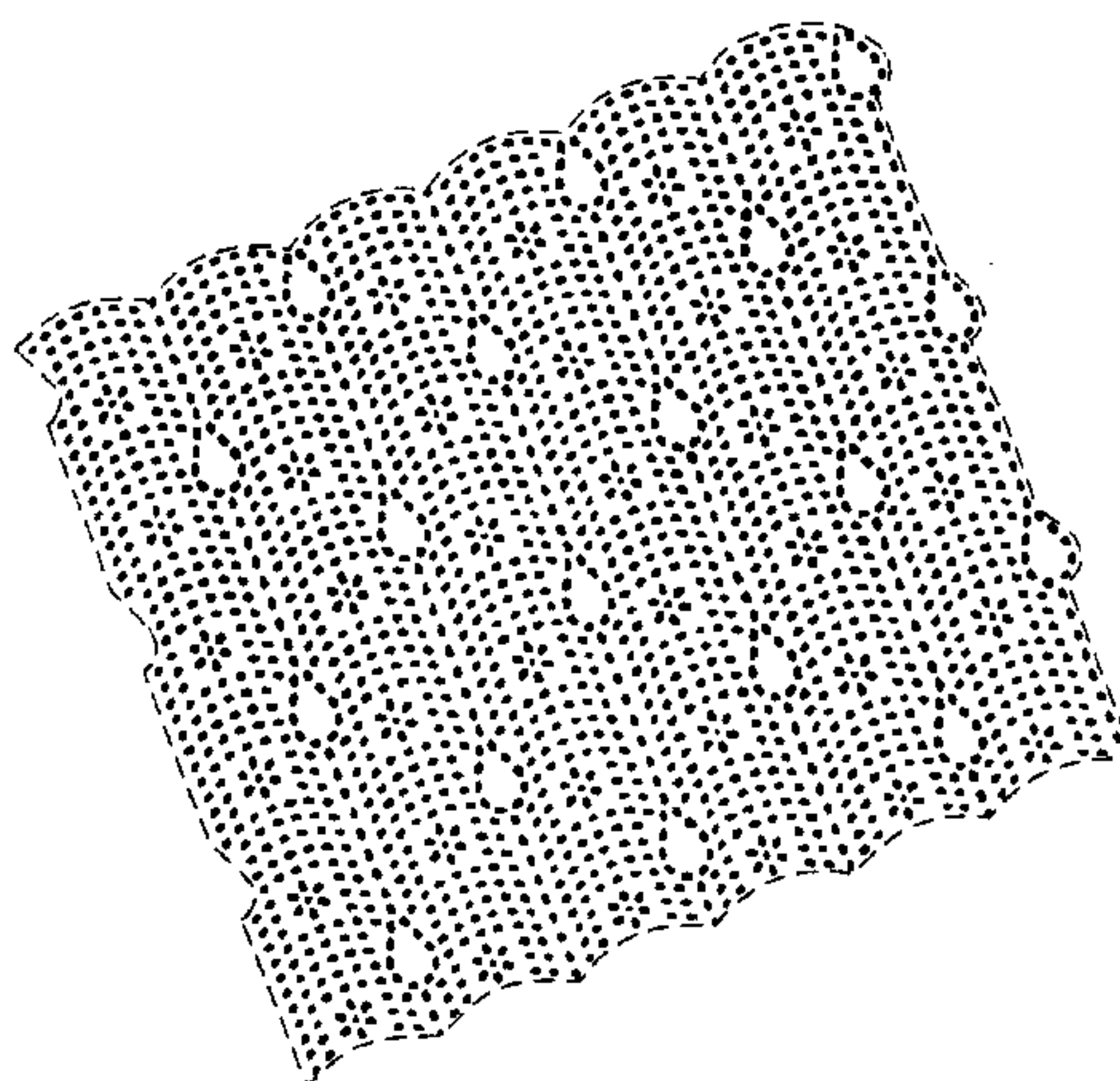
FIG. 6 is a cross-sectional view of the paper product of FIG. 2 taken along the line 6—6 shown in FIG. 3.

FIG. 7 is a cross-sectional view of the paper product of FIG. 2 taken along the line 7—7 shown in FIG. 3; and,

FIG. 8 is a top plan view illustrating a repeat unit of the claimed design of both the first embodiment of the paper product shown in FIG. 1 and the second embodiment of the paper product shown in FIG. 2, in which the design of the first embodiment is embossed.

The broken lines shown around the borders of FIGS. 1, 2, and 8 depict boundaries of the two embodiments of the paper product and the repeat unit for both embodiments. The broken line boundaries indicate that the paper product has indeterminate length and width, and that the claimed design repeats uniformly throughout the length and width of the paper product. The broken lines form no part of the claimed design.

1 Claim, 5 Drawing Sheets



US D504,573 S

Page 2

U.S. PATENT DOCUMENTS

D117,613 S	11/1939	Espen	
D117,736 S	11/1939	Proteau	
D124,243 S	12/1940	Bruess	
D141,081 S	* 5/1945	Elder	D5/8
D178,460 S	8/1956	McCord	
D178,462 S	8/1956	McCord et al.	
D182,812 S	5/1958	Goforth	
D183,373 S	8/1958	Scheiding	
D184,320 S	1/1959	Rutledge	
D188,407 S	7/1960	Siegmann	
D238,449 S	1/1976	Matsumoto	
D296,769 S	7/1988	Schtatz	
D300,693 S	4/1989	Grasso	
D323,586 S	2/1992	Cerny	
D352,634 S	11/1994	Canning	
D367,765 S	* 3/1996	Makoui et al.	D5/53
D378,875 S	* 4/1997	Miller et al.	D5/25
D382,162 S	* 8/1997	Ertolacci et al.	D5/57
D384,210 S	* 9/1997	du Grosriez	D5/53
D416,393 S	* 11/1999	Enderby et al.	D5/53
D419,779 S	2/2000	Funk et al.	
D425,354 S	* 5/2000	Rogers et al.	D6/595
D426,709 S	* 6/2000	Latchoo et al.	D5/25
D429,893 S	* 8/2000	Jahner et al.	D5/53
D438,017 S	* 2/2001	Reid	D5/57
D440,772 S	4/2001	Visel	
D440,773 S	* 4/2001	Rogers et al.	D5/57
D441,540 S	* 5/2001	Enderby et al.	D5/53
6,235,373 B1	* 5/2001	Graff	428/187
D443,146 S	* 6/2001	Enderby et al.	D5/57
6,245,414 B1	* 6/2001	Biagiotti	428/154
6,261,666 B1	* 7/2001	Enderby et al.	428/156
6,461,720 B1	* 10/2002	Graff	428/156
2003/0021953 A1	* 1/2003	Graff	428/156
2003/0021954 A1	* 1/2003	Graff	428/156

* cited by examiner

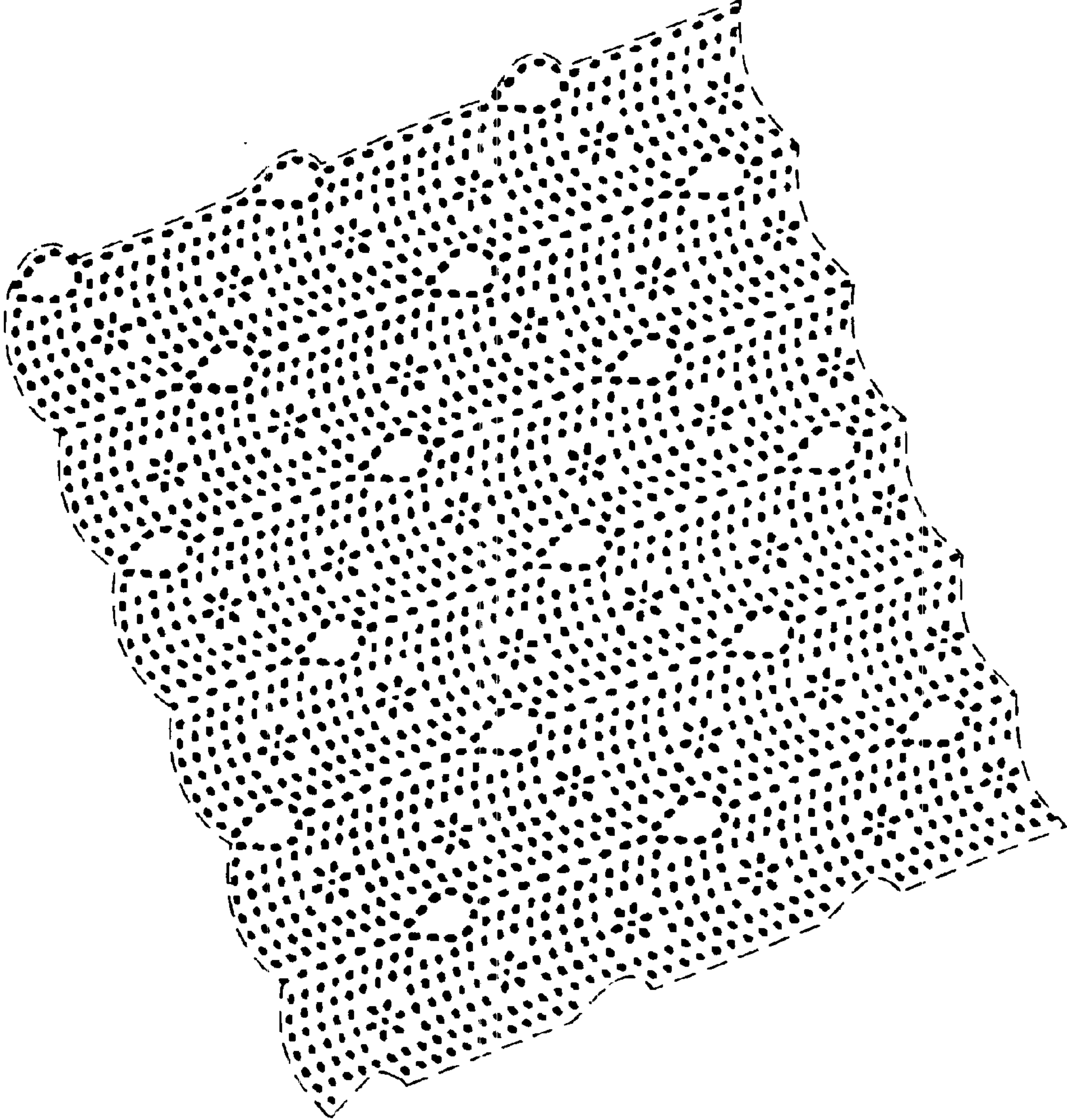


FIG. 1

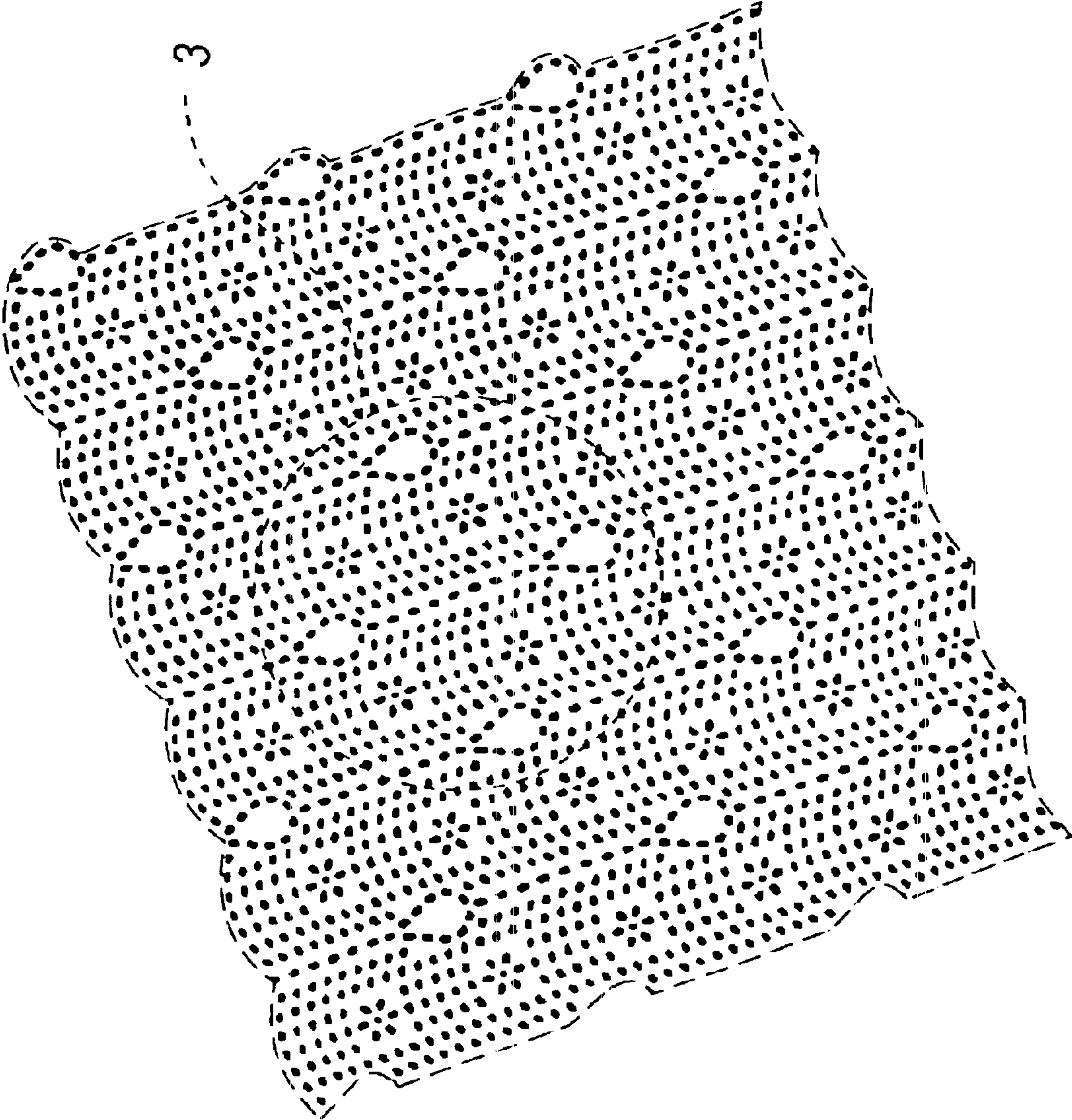


FIG. 2

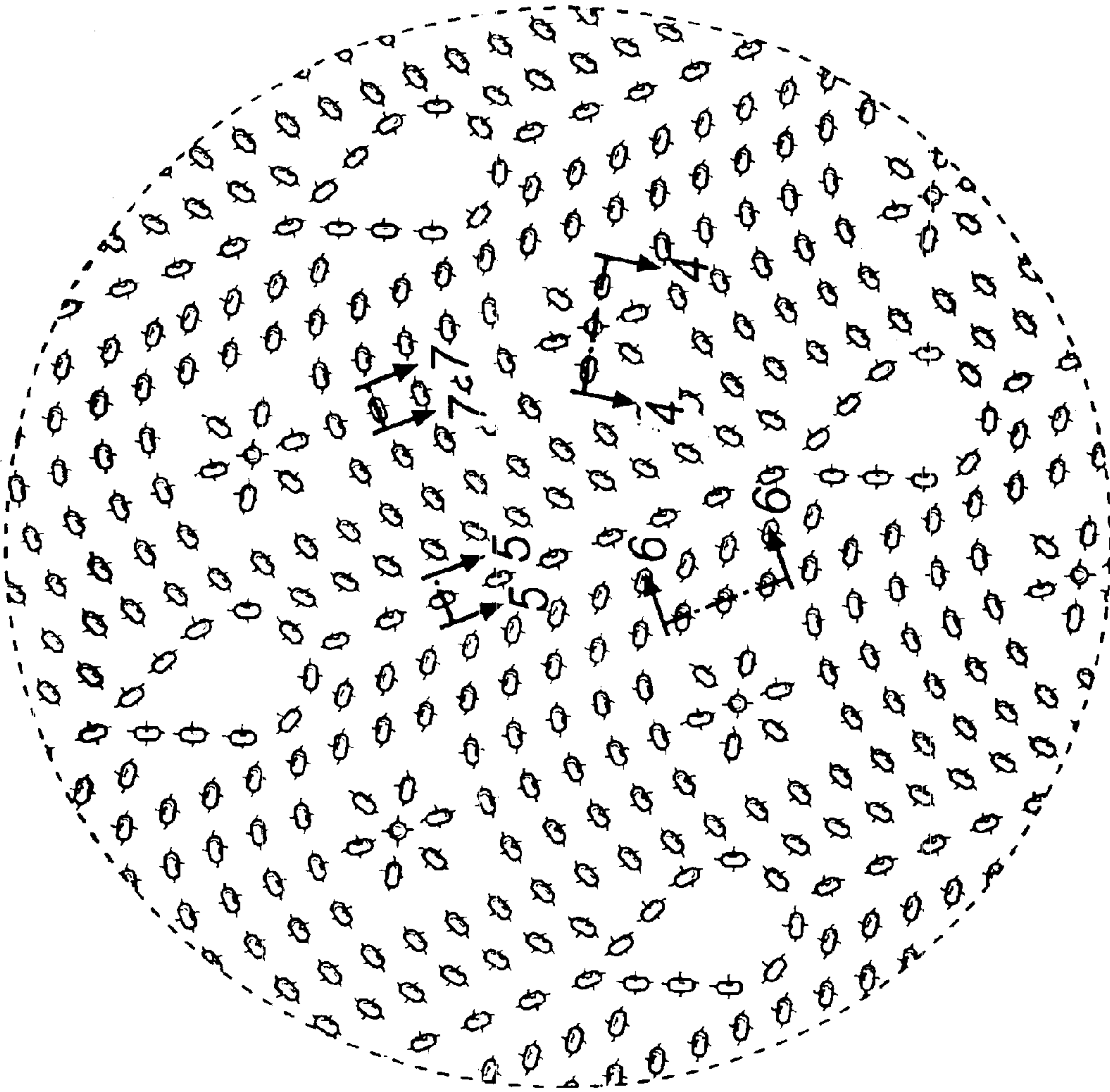


FIG. 3

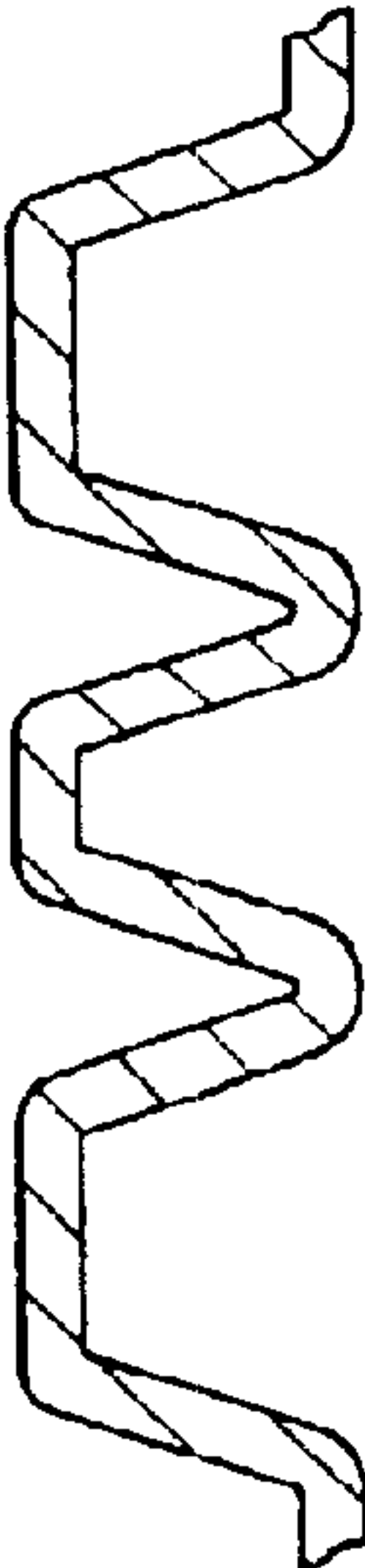


FIG. 4

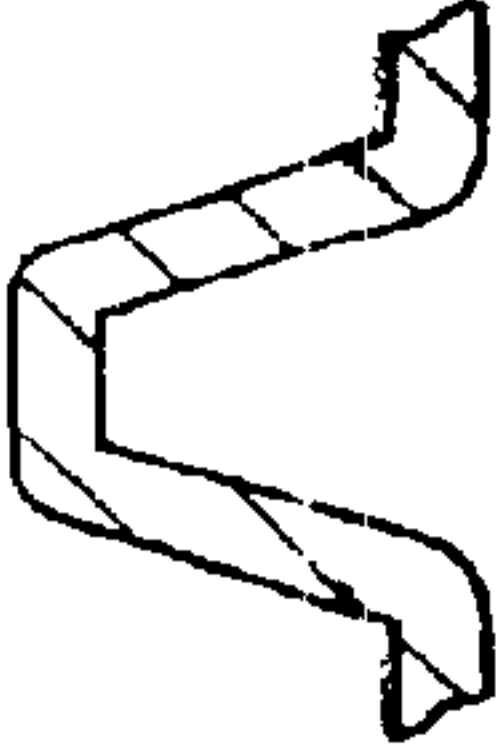


FIG. 5

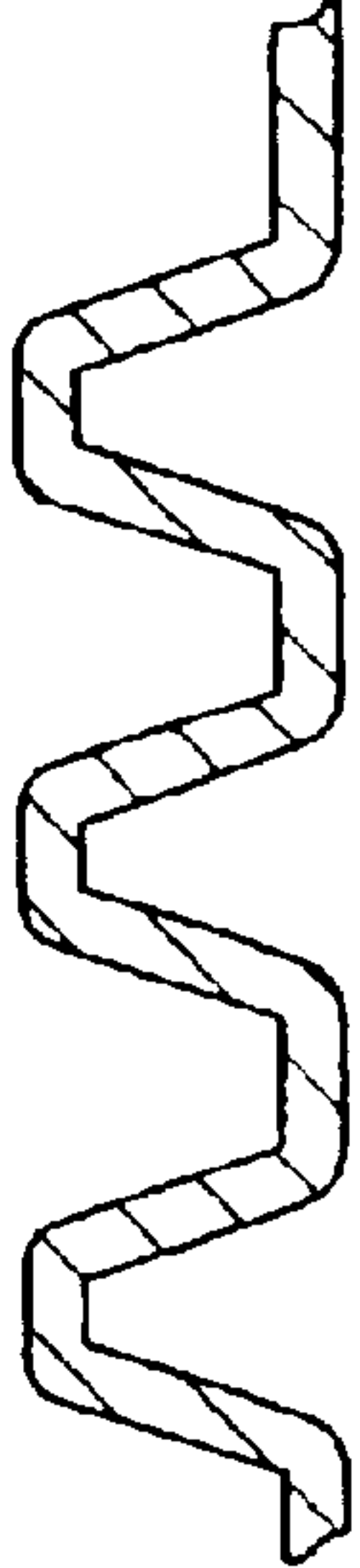


FIG. 6

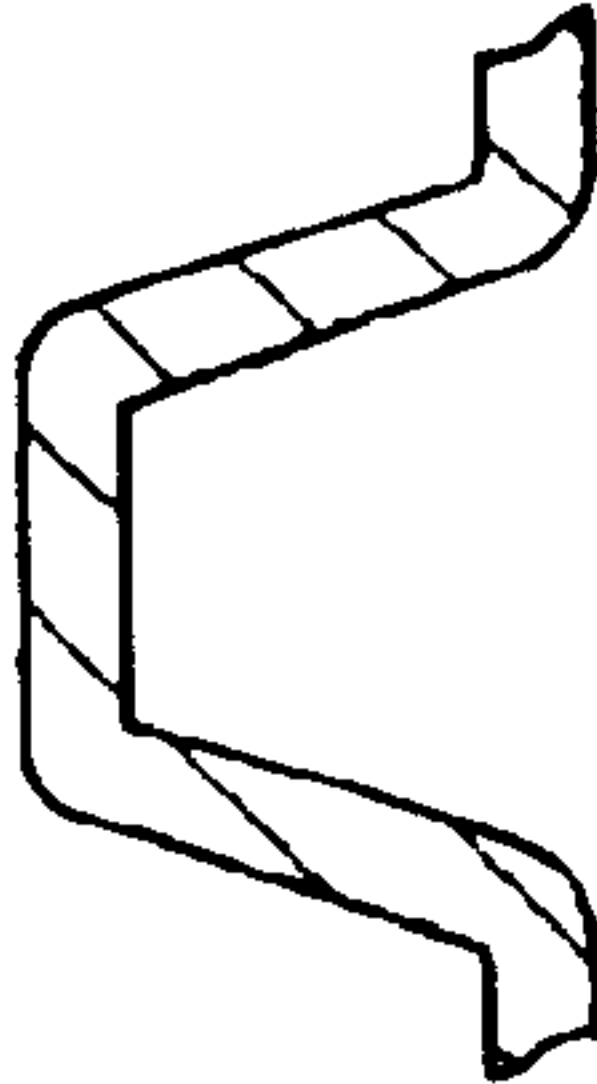


FIG. 7




FIG. 8