

US00D504569S

(12) **United States Design Patent** (10) **Patent No.:** **US D504,569 S**
Driesen et al. (45) **Date of Patent:** **** May 3, 2005**

(54) **SET OF BRISTLES FOR A TOOTHBRUSH**

FOREIGN PATENT DOCUMENTS

(75) Inventors: **Georges Driesen**, Weilrod (DE);
Norbert Schaefer, Frankfurt (DE);
Reiner Engelmohr, Morfelden-Walldorf
(DE); **Erik Eisenkolb**, Frankfurt am
Main (DE)

DE	87 15 89	5/1988
DE	36 28 722	4/1989
DE	400 08 531	9/2000
EP	0 310 482	4/1989
EP	0 870 440	5/2001
JP	61-63925	1/1986
JP	4-51233	4/1992
JP	2002-051835	2/2002
JP	1156789	10/2002
JP	1156945	10/2002
JP	2003-19031	1/2003
WO	031 737	4/1995
WO	031 738	4/1995
WO	038 978	1/1997

(73) Assignee: **Braun GmbH**, Kronberg

(**) Term: **14 Years**

(21) Appl. No.: **29/189,663**

(22) Filed: **Sep. 9, 2003**

(51) **LOC (7) Cl.** **04-02**

(52) **U.S. Cl.** **D4/104**

(58) **Field of Search** D4/104-112, 130,
D4/132, 134, 136; 15/110, 159.1, 167.1,
167.2, 186-188, 207.2, DIG. 5; 132/308;
601/139, 141

OTHER PUBLICATIONS

View of Waterpik "Synchro Sonic" Brush-head for Model DT-300/DT-400 electric toothbrush on postcard; Am Acad of Periodontology; Sep. 25-27, 2002.

Primary Examiner—Alan P. Douglas

Assistant Examiner—Lavone D. Tabor

(74) *Attorney, Agent, or Firm*—Fish & Richardson P.C.;
Edward S. Podszus

(56) **References Cited**

U.S. PATENT DOCUMENTS

4,010,509 A *	3/1977	Huish	15/167.1
5,046,213 A	9/1991	Curtis et al.	
D329,946 S	10/1992	Curtis et al.	
D332,873 S	2/1993	Hall	
D334,473 S	4/1993	Volpenhein et al.	
5,274,873 A *	1/1994	Shields	15/167.1
D347,736 S	6/1994	Schneider et al.	
D349,605 S	8/1994	Schneider et al.	
5,373,602 A	12/1994	Bang	
5,392,483 A	2/1995	Heinzelman et al.	
D358,032 S	5/1995	Schneider et al.	
D358,486 S	5/1995	Loew	
D360,761 S	8/1995	Moskovich et al.	
5,446,940 A	9/1995	Cutis et al.	
5,511,275 A	4/1996	Volpenhein et al.	
D370,347 S	6/1996	Heinzelman et al.	
5,628,082 A	5/1997	Moskovich	
D380,302 S	7/1997	Volpenhein	
5,802,656 A	9/1998	Dawson et al.	
5,815,872 A	10/1998	Meginniss, III et al.	

(Continued)

(57) **CLAIM**

The ornamental design for a set of bristles for a toothbrush, as shown and described.

DESCRIPTION

FIG. 1 is a perspective view of a set of bristles for a toothbrush head as seen from the top, front and right sides, wherein the broken line disclosure is for environmental purposes only and does not form a part of the claimed design;

FIG. 2 is a front elevational view thereof;

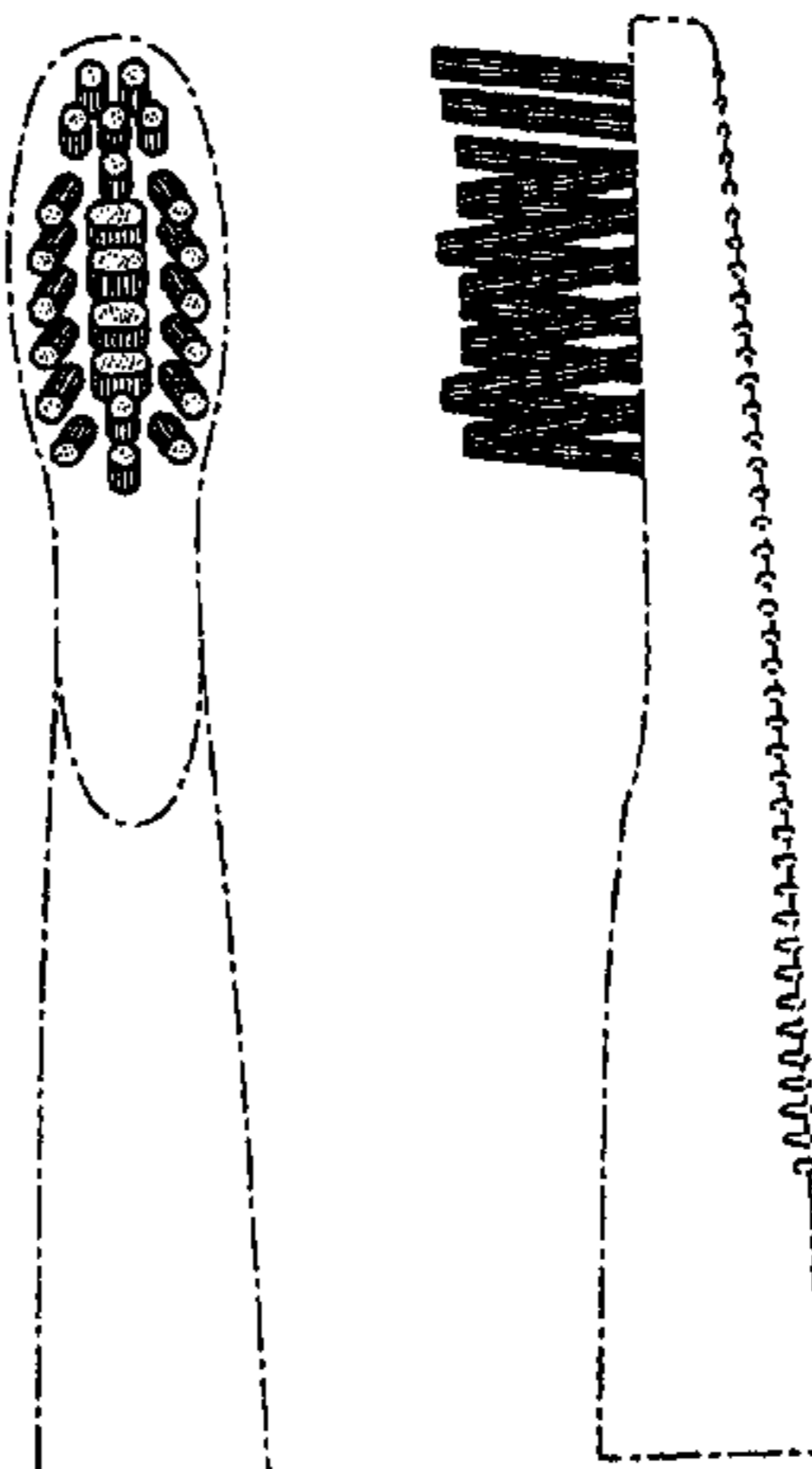
FIG. 3 is a right side elevational view thereof, the left side elevational view being a mirror image;

FIG. 4 is a rear elevational view thereof;

FIG. 5 is an enlarged top plan view thereof; and,

FIG. 6 is an enlarged bottom plan view thereof.

1 Claim, 2 Drawing Sheets



US D504,569 S

Page 2

U.S. PATENT DOCUMENTS

D400,713 S	11/1998	Solanki		
D411,047 S	6/1999	Zaytoun		
5,970,564 A	10/1999	Inns et al.		
5,991,959 A	11/1999	Raven et al.		
6,006,394 A	12/1999	Bredall et al.		
D421,845 S	3/2000	Beals		
6,035,476 A	3/2000	Undewood et al.		
D424,808 S	5/2000	Beals et al.		
D429,566 S	8/2000	Yoshimoto et al.		
D429,567 S	8/2000	Yoshimoto et al.		
D429,887 S	8/2000	Hohlbein et al.		
6,108,851 A	8/2000	Bredall et al.		
D434,563 S	12/2000	Lim et al.		
D437,688 S	2/2001	Beals et al.		
6,192,544 B1	2/2001	Persidsky et al.		
6,202,241 B1	3/2001	Hassell et al.		
D440,048 S	4/2001	Beals et al.		
D443,985 S	* 6/2001	Beals et al.	D4/104	
D444,629 S	* 7/2001	Etter et al.	D4/130	
6,272,714 B2	8/2001	Beals		
6,276,019 B1	8/2001	Leversby et al.		
6,276,020 B1	8/2001	Leversby et al.		
6,276,021 B1	8/2001	Hohlbein		
6,308,367 B1	10/2001	Beals et al.		
D451,284 S	12/2001	Moskovich et al.		
D454,252 S	3/2002	Lee		
6,357,074 B1	3/2002	Weihrauch		
6,405,401 B1	* 6/2002	Hellerud et al.	15/167.1	
D462,178 S	9/2002	Moskovich et al.		
D462,525 S	9/2002	Grau et al.		
D463,129 S	9/2002	Achepohl et al.		
D463,131 S	* 9/2002	Winter et al.	D4/104	
D464,200 S	10/2002	Pao		
D464,488 S	10/2002	Pao		
D464,799 S	10/2002	Crossman et al.		
D477,465 S	* 7/2003	Reilly et al.	D4/104	
D478,214 S	8/2003	Winkler et al.		
D478,423 S	8/2003	Mulder et al.		
D479,404 S	* 9/2003	Grau et al.	D4/104	

* cited by examiner




FIG. 1

FIG. 2




FIG. 3




FIG. 4




FIG. 5

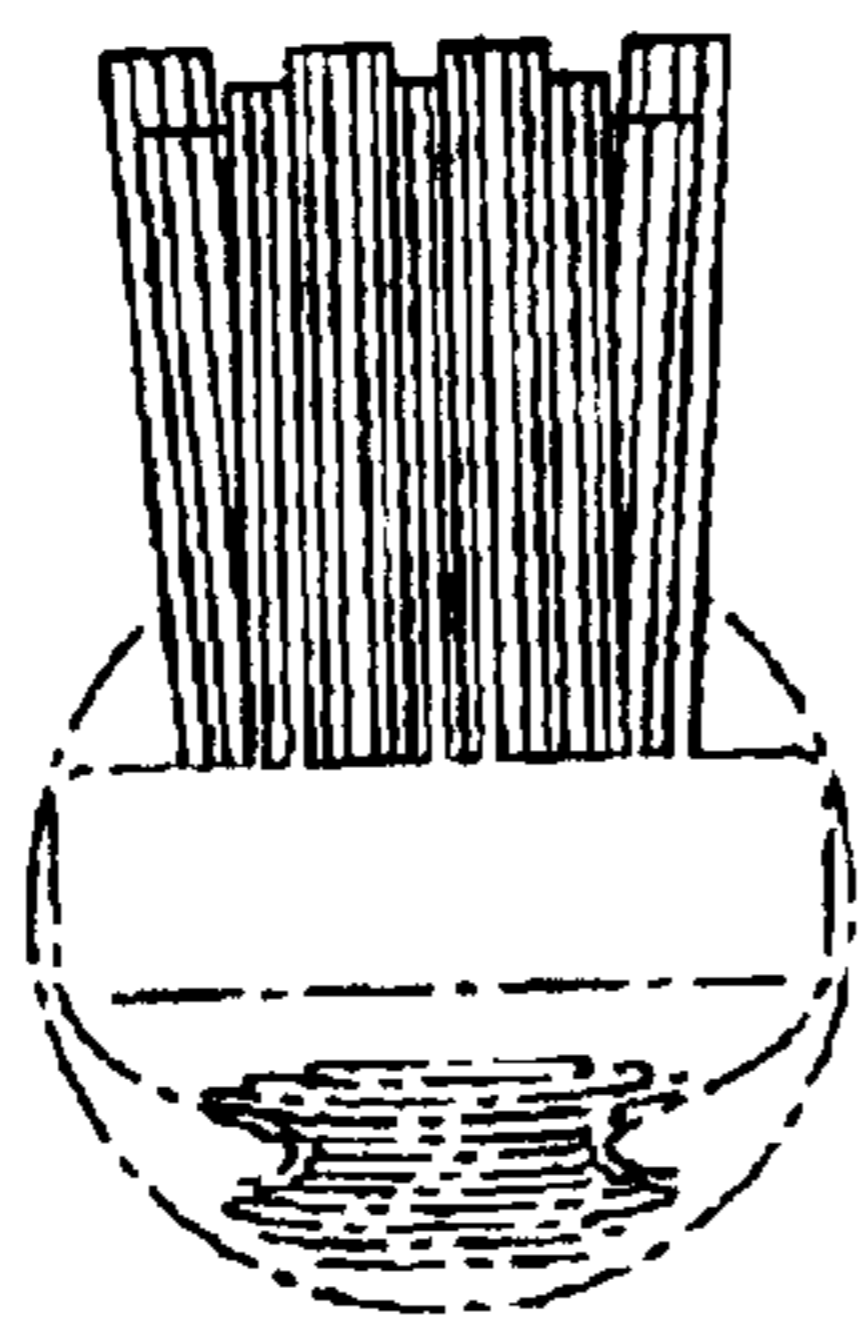


FIG. 6

