

US00D504532S

(12) **United States Design Patent**
Kovacik et al.

(10) **Patent No.: US D504,532 S**
(45) **Date of Patent: ** Apr. 26, 2005**

(54) **UTILITY LIGHT**

(75) Inventors: **James D. Kovacik**, Brecksville, OH (US); **Paul S. Blanch**, Broadview Heights, OH (US); **Joseph J. Smith**, Wooster, OH (US)

(73) Assignee: **Alert Safety Lite Products Co. Inc.**, Bedford Apts., OH (US)

(**) Term: **14 Years**

(21) Appl. No.: **29/212,260**

(22) Filed: **Aug. 30, 2004**

(51) **LOC (7) Cl.** **26-02**

(52) **U.S. Cl.** **D26/44**

(58) **Field of Search** D26/37-50; 362/157, 362/158, 171-174, 183-208

(56) **References Cited**

U.S. PATENT DOCUMENTS

4,262,327 A	4/1981	Kovacik et al.	
4,774,647 A	9/1988	Kovacik et al.	
D409,320 S	* 5/1999	Yuen D26/44
5,921,658 A	7/1999	Kovacik et al.	
D424,224 S	5/2000	Petterson	

D443,089 S	5/2001	van Klinken	
D443,708 S	6/2001	Lynch et al.	
D444,897 S	7/2001	Yuen	
D483,508 S	* 12/2003	Galvez D26/44
D483,893 S	* 12/2003	Galvez D26/44
D495,816 S	9/2004	Kovacik et al.	

* cited by examiner

Primary Examiner—Marcus A. Jackson

(74) *Attorney, Agent, or Firm*—Butzel Long

(57) **CLAIM**

The ornamental design for a utility light, as shown and described.

DESCRIPTION

FIG. 1 is a right side perspective view of a utility light of the present invention, with a broken line showing an electrical cord for illustrative purposes only and forming no part of the claimed design;

FIG. 2 is a left side elevation view thereof;

FIG. 3 is a front perspective view thereof;

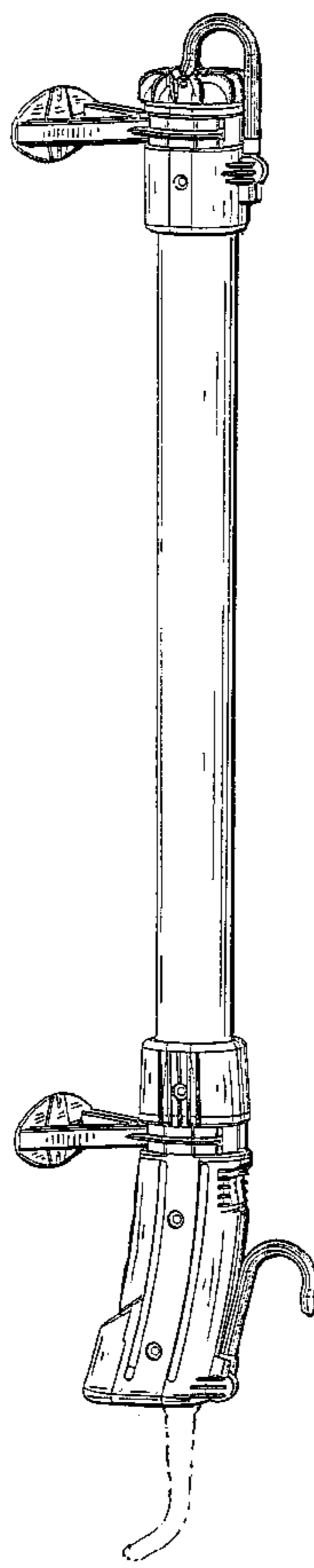
FIG. 4 is a right side elevation view thereof;

FIG. 5 is a rear elevation view thereof;

FIG. 6 is a top plan view thereof; and,

FIG. 7 is a bottom plan view thereof.

1 Claim, 4 Drawing Sheets



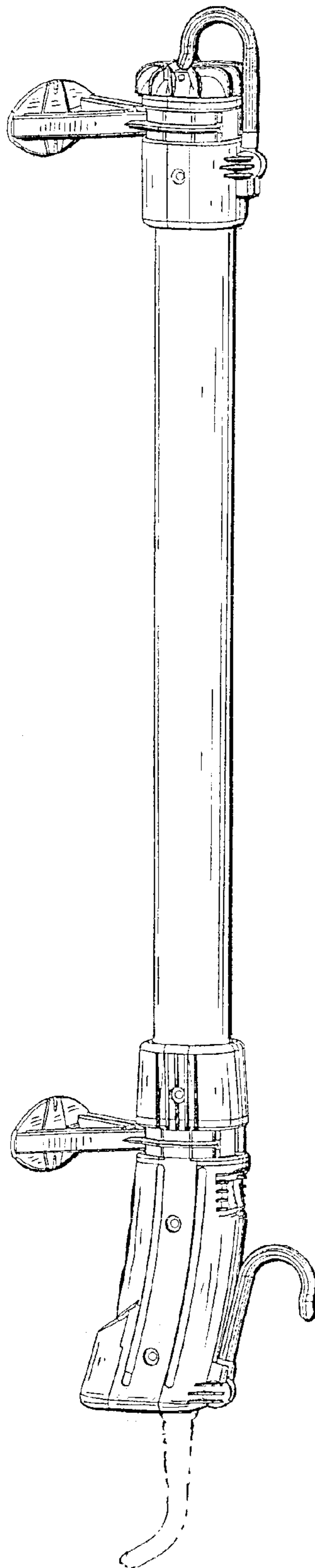


FIG. 1

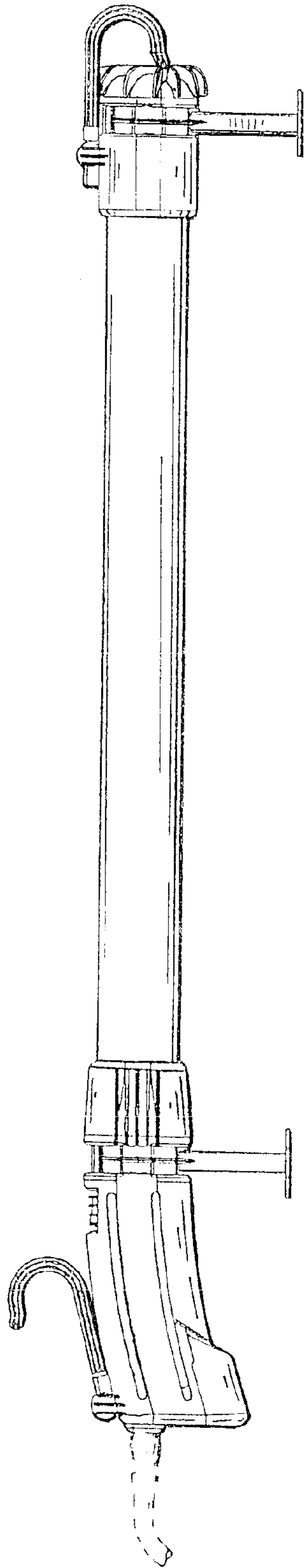


FIG. 2

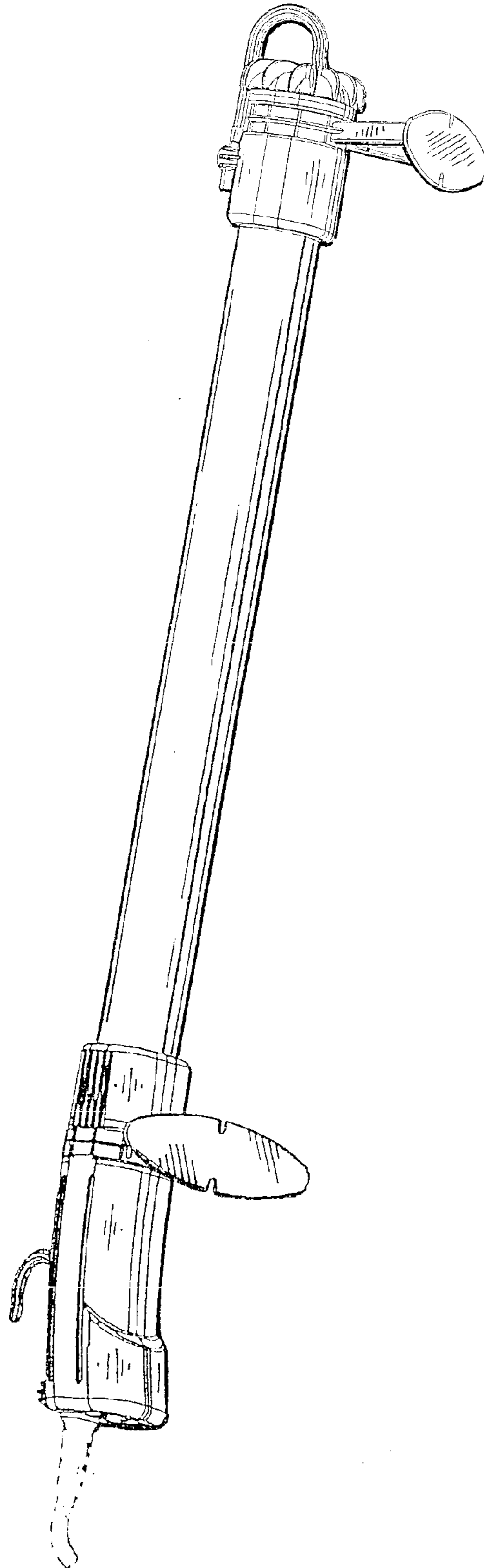


FIG. 3

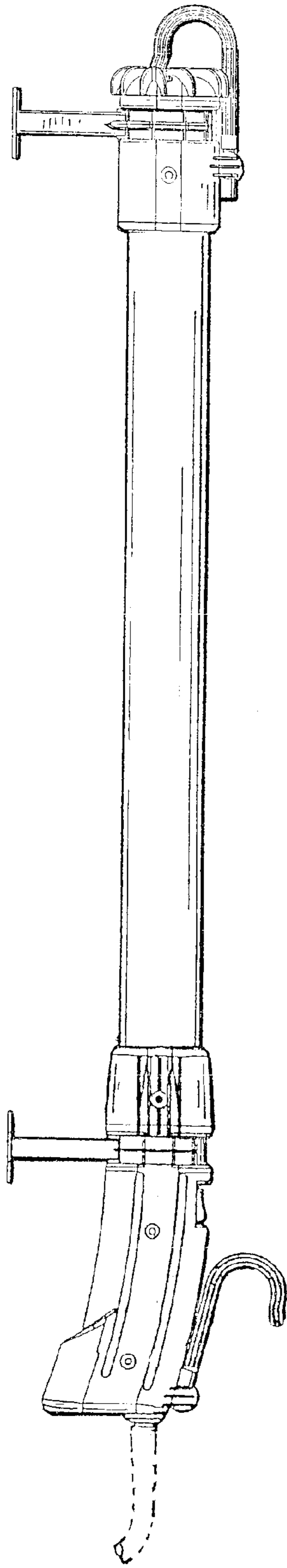


FIG. 4

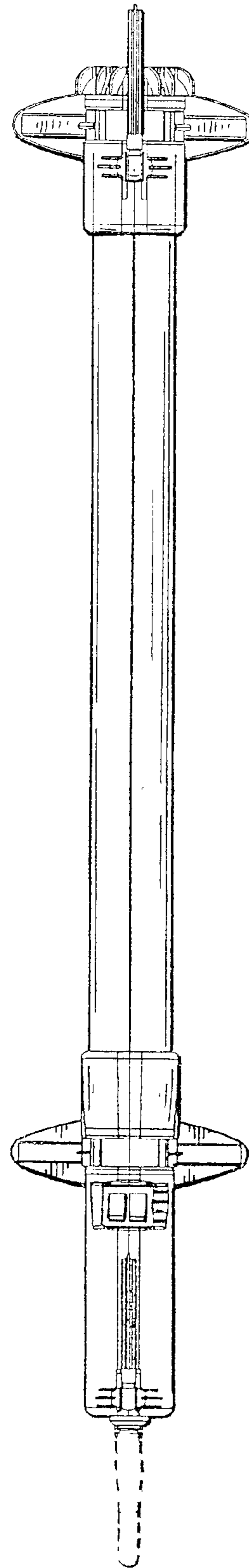


FIG. 5

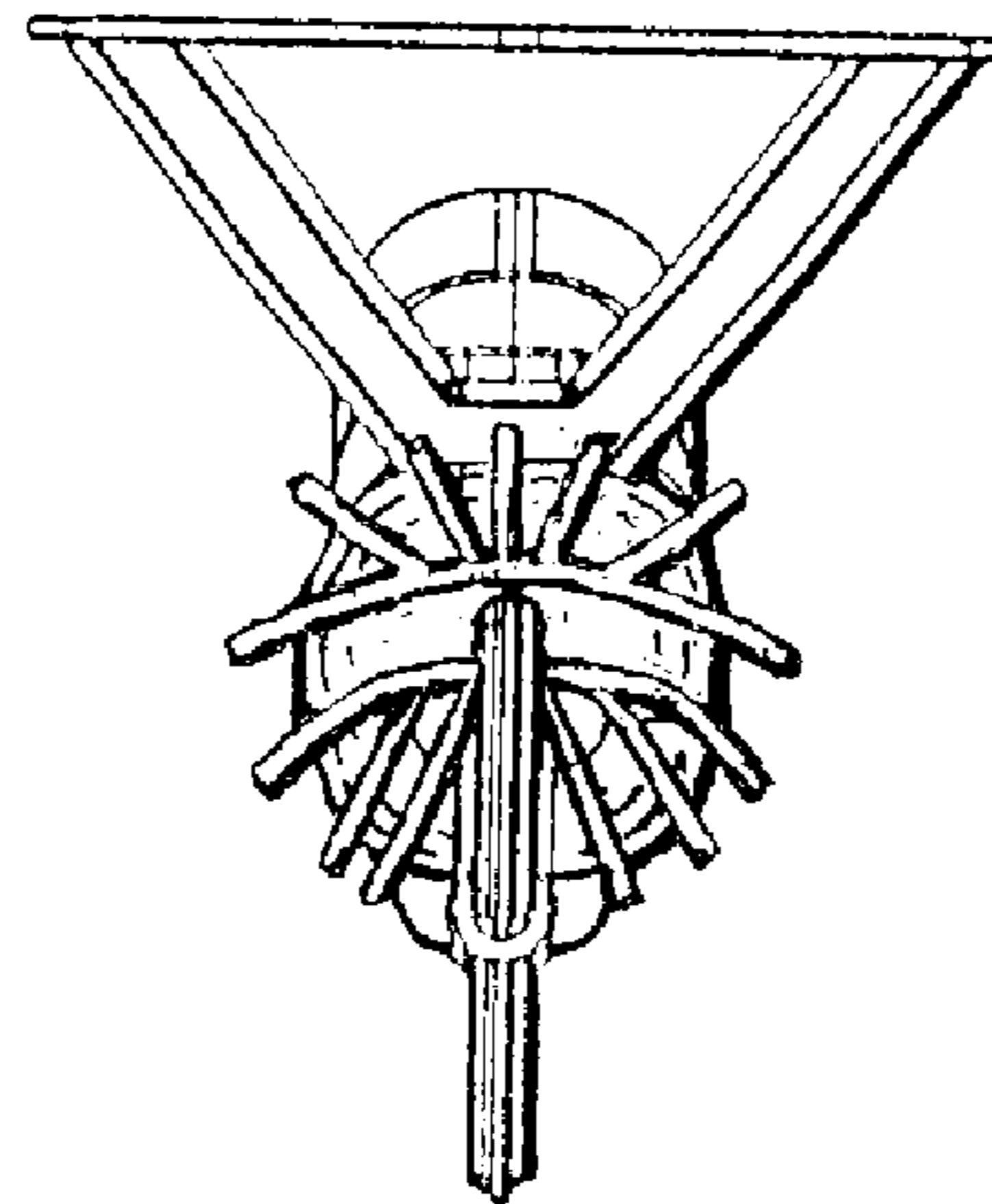


FIG. 6

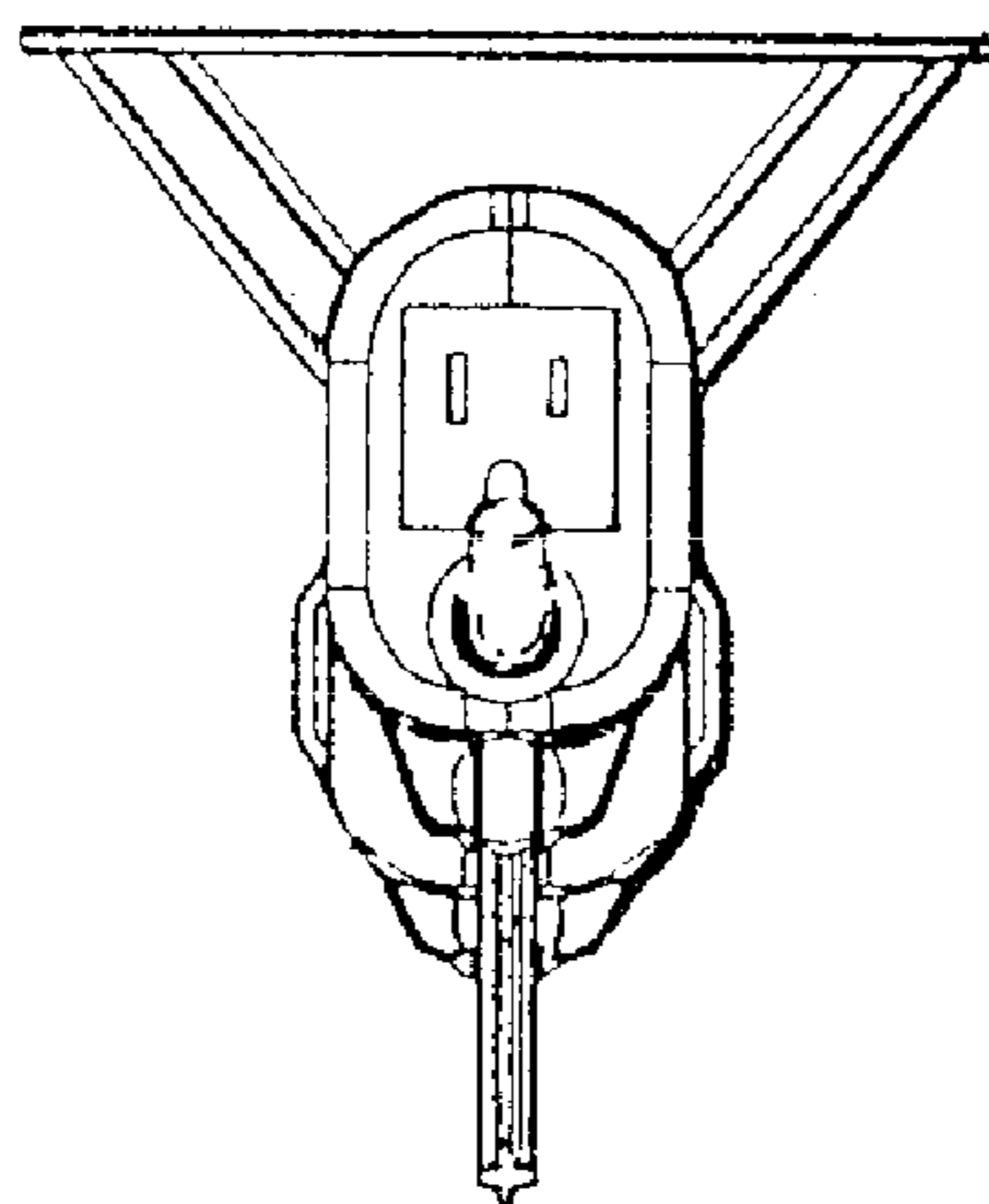


FIG. 7