

US00D504513S

(12) **United States Design Patent** (10) **Patent No.:** **US D504,513 S**
Morawski et al. (45) **Date of Patent:** **** Apr. 26, 2005**

(54) **SURGICAL KNIFE SAFETY HANDLE**

(75) Inventors: **Michael J. Morawski**, Haverhill, MA (US); **Dana M. Cote**, Saugus, MA (US)

(73) Assignee: **Becton, Dickinson and Company**, Franklin Lakes, NJ (US)

(**) Term: **14 Years**

(21) Appl. No.: **29/203,607**

(22) Filed: **Apr. 15, 2004**

Related U.S. Application Data

(62) Division of application No. 29/177,716, filed on Mar. 17, 2003, now Pat. No. Des. 496,730.

(51) **LOC (7) Cl.** **24-02**

(52) **U.S. Cl.** **D24/147; D24/133; D24/146**

(58) **Field of Search** D24/147, 133, D24/146; 606/167, 166, 161; D8/107, 99, 91, 83; 30/151, 162, 329, 333, 335, 295, 282, 286, 337

(56) **References Cited**

U.S. PATENT DOCUMENTS

D283,544 S	*	4/1986	Schmidt et al.	D24/147
5,924,206 A	*	7/1999	Cote et al.	D24/146
D466,214 S	*	11/2002	Otsuka	D24/147
6,503,262 B1	*	1/2003	Edens	606/167
D470,938 S	*	2/2003	Howell et al.	D24/147
6,569,175 B1	*	5/2003	Robinson	606/166

* cited by examiner

Primary Examiner—Ian Simmons

(74) *Attorney, Agent, or Firm*—Alan W. Fiedler

(57) **CLAIM**

The ornamental design for a surgical knife safety handle, as shown and described.

DESCRIPTION

FIG. 1 is a perspective view of a first embodiment of a surgical knife safety handle showing our new design, with the guard extended to cover the surgical knife blade;

FIG. 2 is a top view of the surgical knife safety handle shown in FIG. 1;

FIG. 3 is a bottom view of the surgical knife safety handle shown in FIG. 1;

FIG. 4 is a left side elevational view of the surgical knife safety handle shown in FIG. 1;

FIG. 5 is a right side elevational view of the surgical knife safety handle shown in FIG. 1;

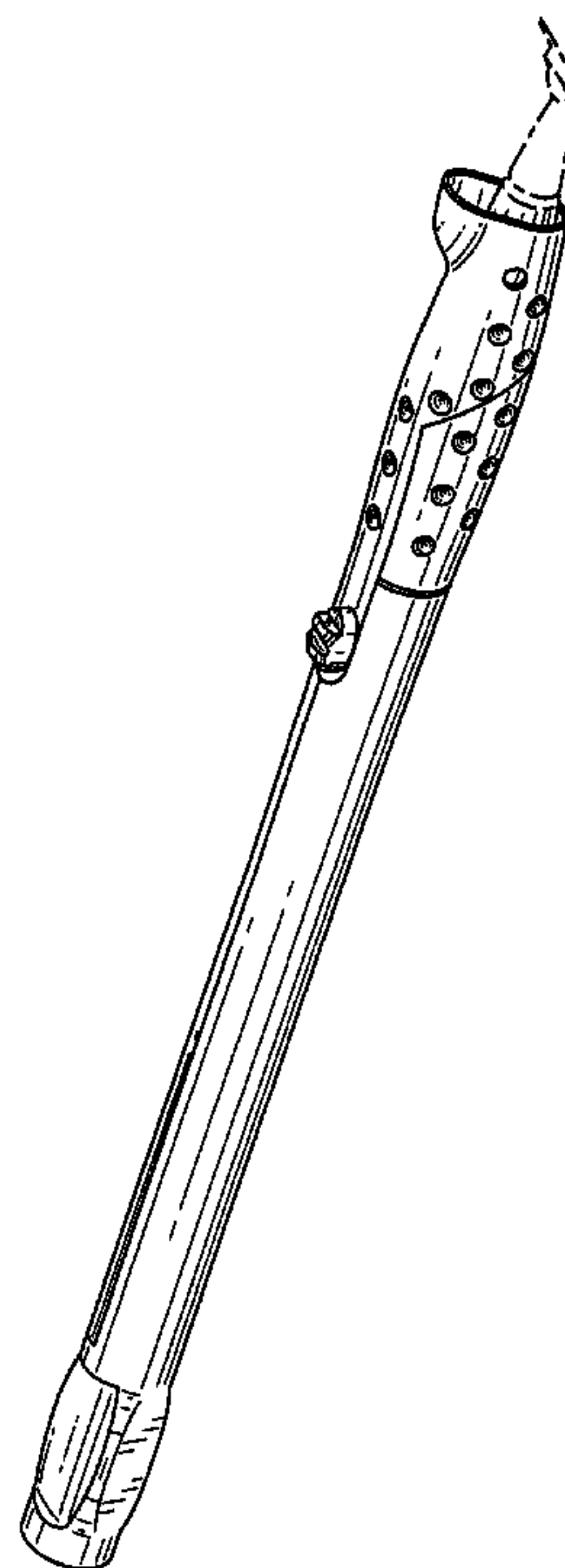
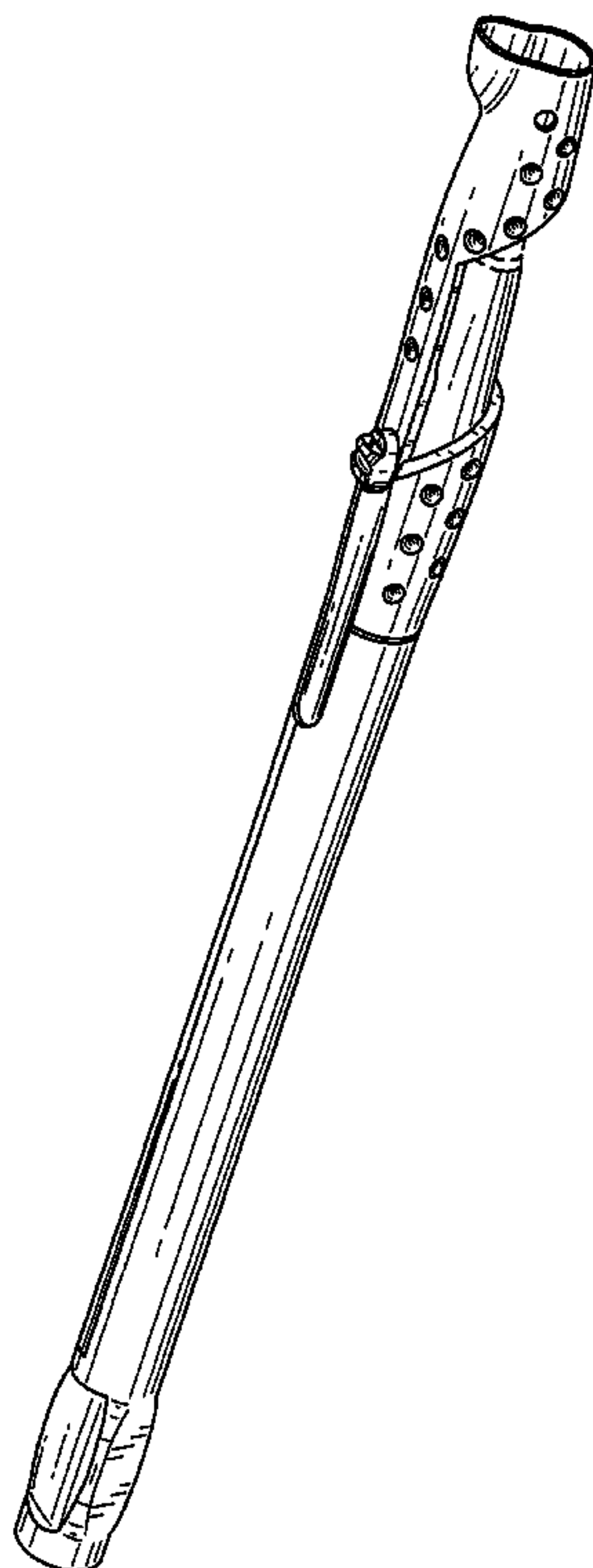
FIG. 6 is a front elevational view of the surgical knife safety handle shown in FIG. 1;

FIG. 7 is a rear elevational view of the surgical knife safety handle shown in FIG. 1; and,

FIG. 8 is a perspective view of the surgical knife safety handle shown in FIG. 1, with the guard retracted to expose the surgical knife blade.

The broken line showing of the surgical knife blade and blade support is for illustrative purposes only, and forms no part of the claimed design.

1 Claim, 5 Drawing Sheets



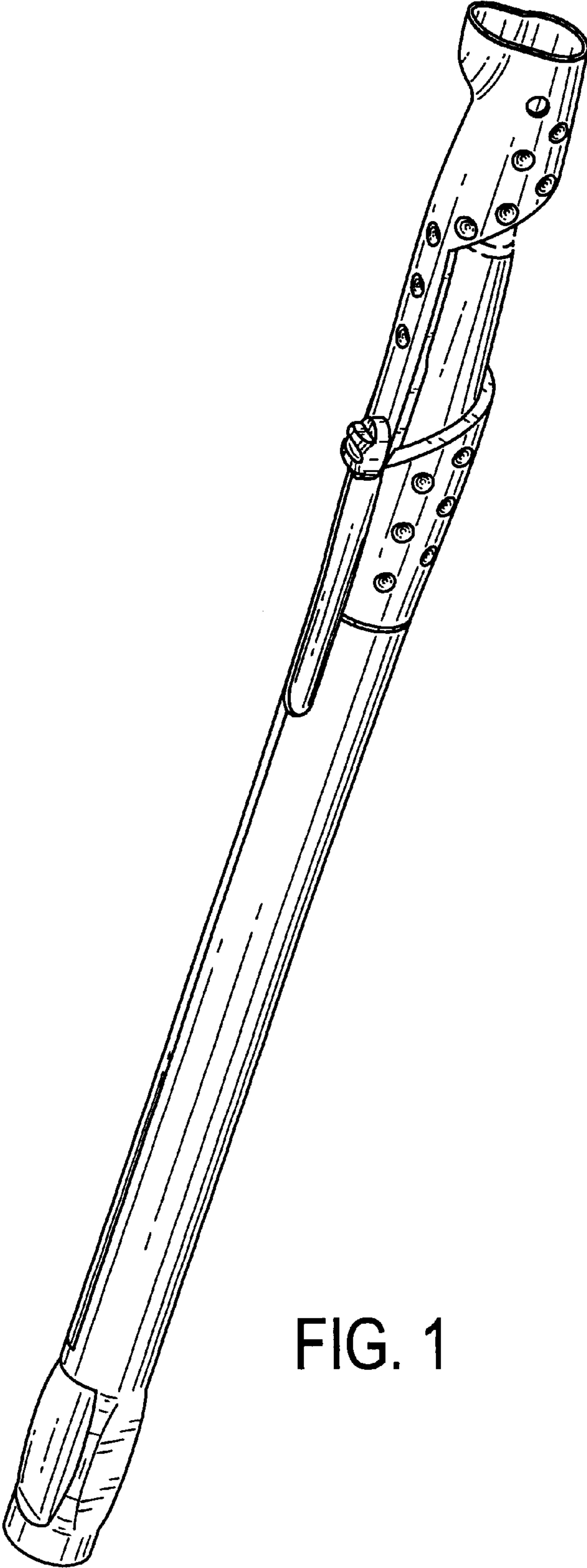


FIG. 1




FIG. 2

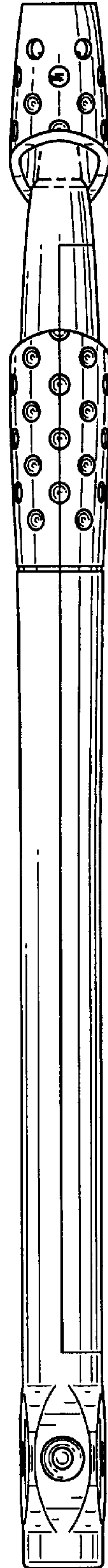


FIG. 3

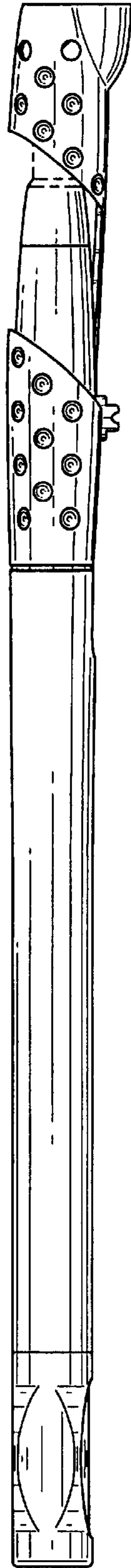


FIG. 4



FIG. 5




FIG. 6

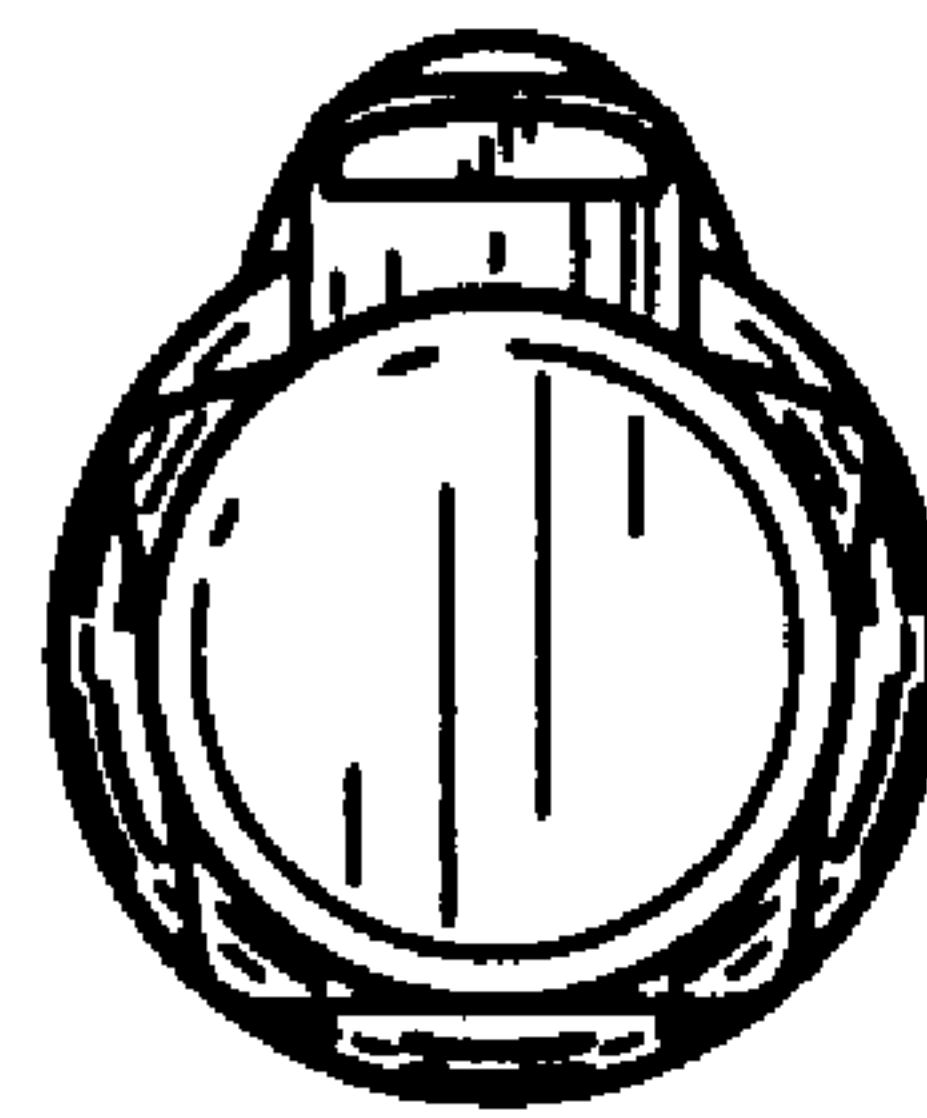


FIG. 7

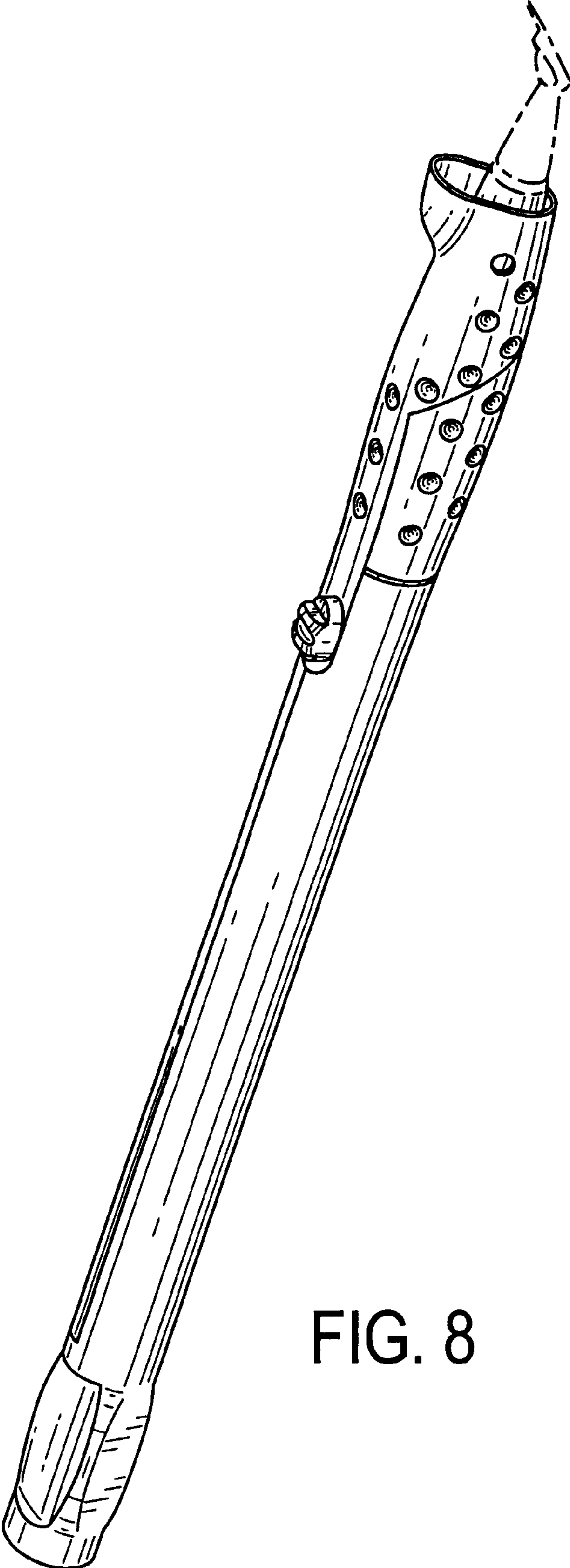


FIG. 8