

US00D504512S

(12) **United States Design Patent**
Fournier

(10) **Patent No.:** **US D504,512 S**
(45) **Date of Patent:** **** Apr. 26, 2005**

(54) **FEMININE SELF-ADMINISTRABLE SAMPLING AND TOPICAL THERAPY DEVICE**

(76) **Inventor:** **Arthur M. Fournier**, 4525 Banyan La., Miami, FL (US) 33137

(**) **Term:** **14 Years**

(21) **Appl. No.:** **29/197,163**

(22) **Filed:** **Jan. 12, 2004**

Related U.S. Application Data

(63) Continuation-in-part of application No. 09/867,337, filed on May 29, 2001, now abandoned, which is a continuation-in-part of application No. 09/206,760, filed on Dec. 7, 1998, now Pat. No. 6,155,990, which is a continuation-in-part of application No. 09/716,648, filed on Nov. 20, 2000, now Pat. No. 6,475,165.

(51) **LOC (7) Cl.** **24-02**

(52) **U.S. Cl.** **D24/141; D24/114**

(58) **Field of Search** **D24/114, 112, D24/119, 141; 604/1, 11, 15, 16, 57, 60, 218, 226; 600/572, 573, 562, 582, 569**

(56) **References Cited**

U.S. PATENT DOCUMENTS

2,589,388 A	*	3/1952	Hunter	604/59
2,847,000 A		8/1958	Nieburgs		
3,857,384 A		12/1974	Watson		
3,995,618 A		12/1976	Kingsley et al.		
4,157,709 A		6/1979	Schuster et al.		
4,164,212 A		8/1979	Schuster		
4,341,211 A		7/1982	Kline		
4,421,504 A		12/1983	Kline		
D289,691 S		5/1987	Rex		

4,945,921 A		8/1990	Okimoto		
4,952,204 A		8/1990	Korteweg		
5,121,752 A		6/1992	Canna		
5,339,828 A		8/1994	Keating et al.		
5,445,164 A		8/1995	Worthen et al.		
5,656,283 A		8/1997	Brummer et al.		
5,662,601 A	*	9/1997	Snead	604/15
5,725,481 A		3/1998	Buck et al.		
5,830,154 A		11/1998	Goldstein et al.		
6,007,498 A		12/1999	Buck et al.		
6,155,990 A		12/2000	Fournier		
D436,661 S	*	1/2001	Berry	D24/141
D445,176 S	*	7/2001	Landers	D24/114
6,475,165 B1		11/2002	Fournier		
6,712,784 B1	*	3/2004	Huang	604/60
2002/0032389 A1	*	3/2002	Fournier	600/572

* cited by examiner

Primary Examiner—Ian Simmons

Assistant Examiner—Daniel Yu

(74) *Attorney, Agent, or Firm*—Malloy & Malloy, P.A.

(57) **CLAIM**

The ornamental design for feminine self-administrable sampling and topical therapy device, as shown and described.

DESCRIPTION

FIG. 1 is a front perspective view illustrating my design for a feminine self-administrable sampling and topical therapy device;

FIG. 2 is a front view thereof;

FIG. 3 is a right side view thereof;

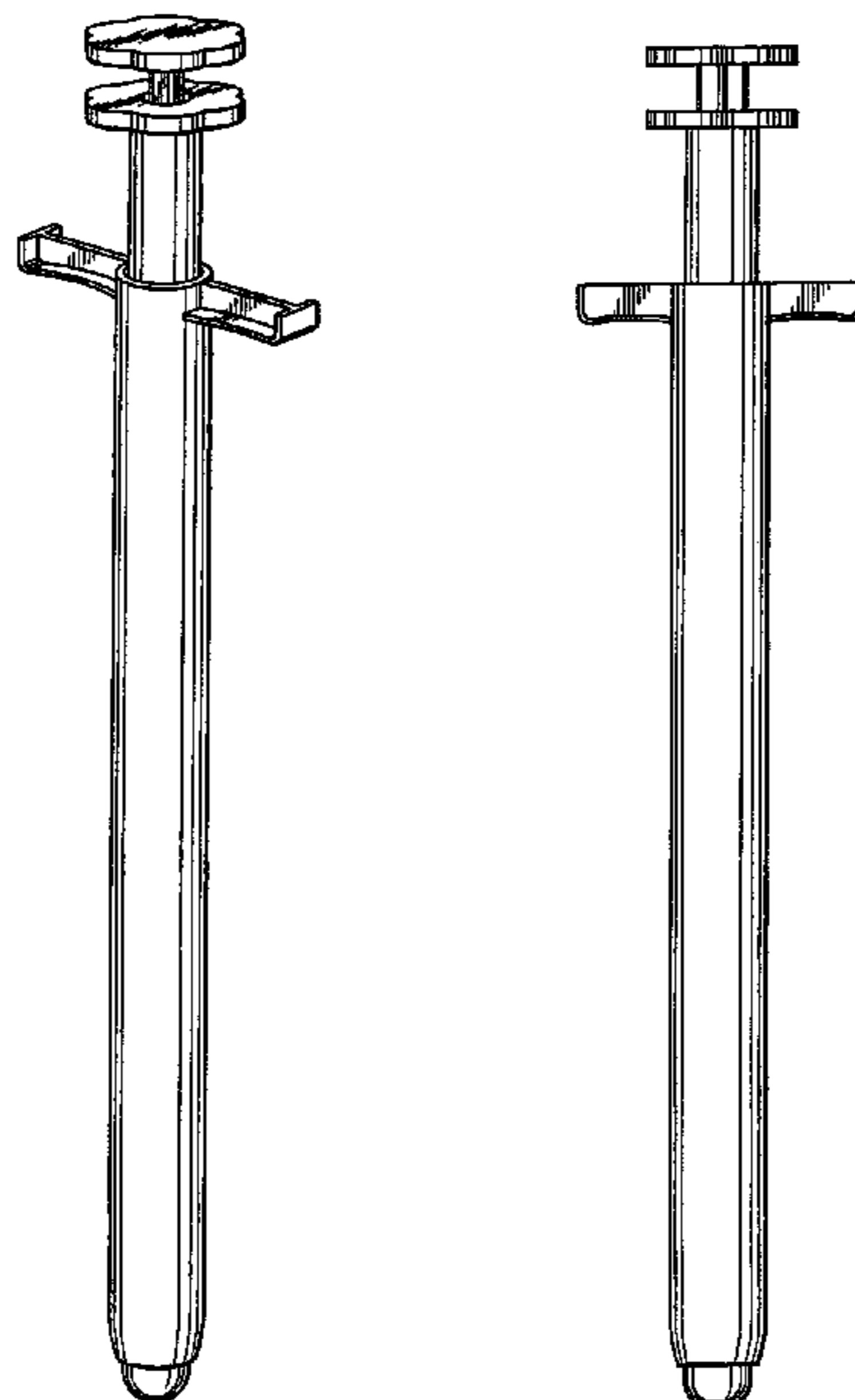
FIG. 4 is a top view thereof;

FIG. 5 is a left side view thereof;

FIG. 6 is a bottom view thereof; and,

FIG. 7 is a rear view thereof.

1 Claim, 3 Drawing Sheets



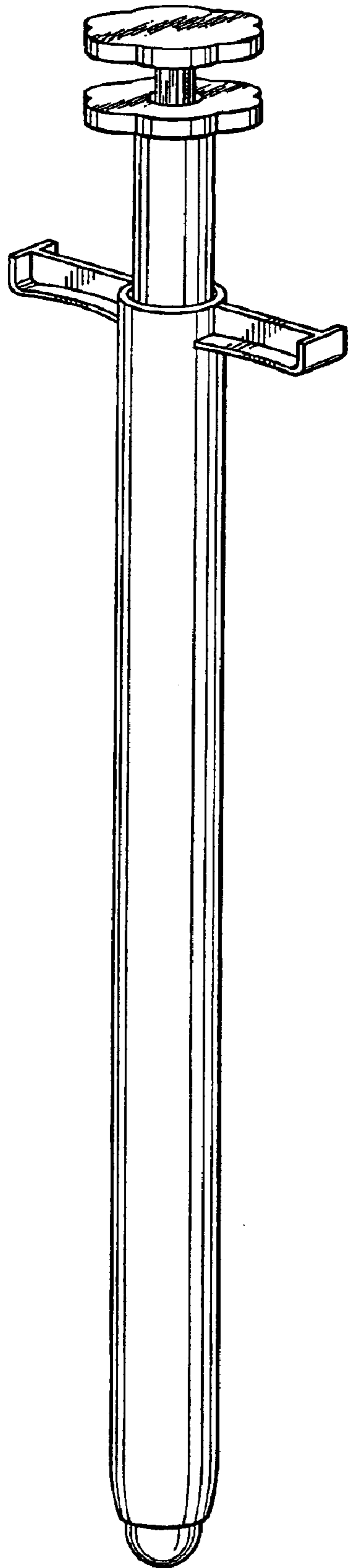


FIG. 1

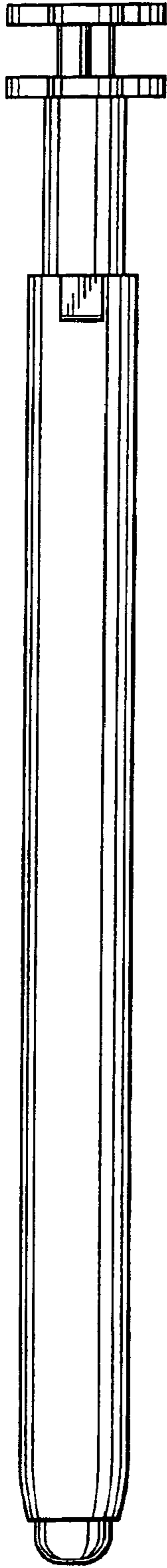


FIG. 3

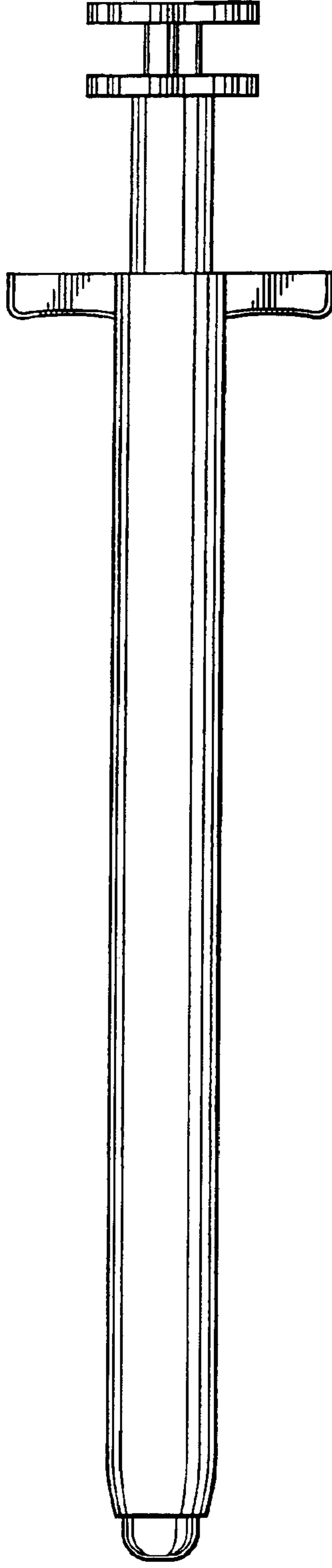


FIG. 2

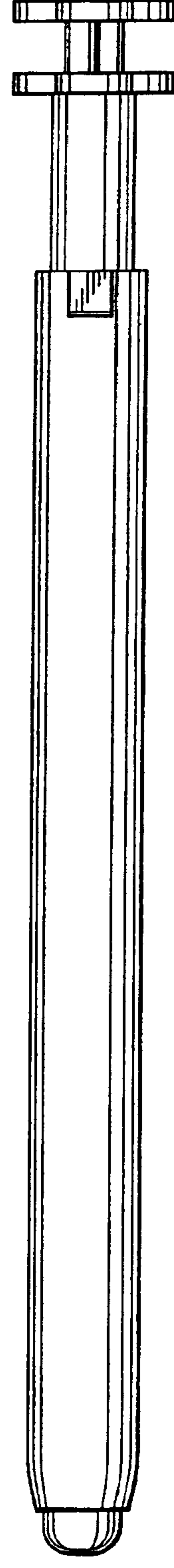


FIG. 5

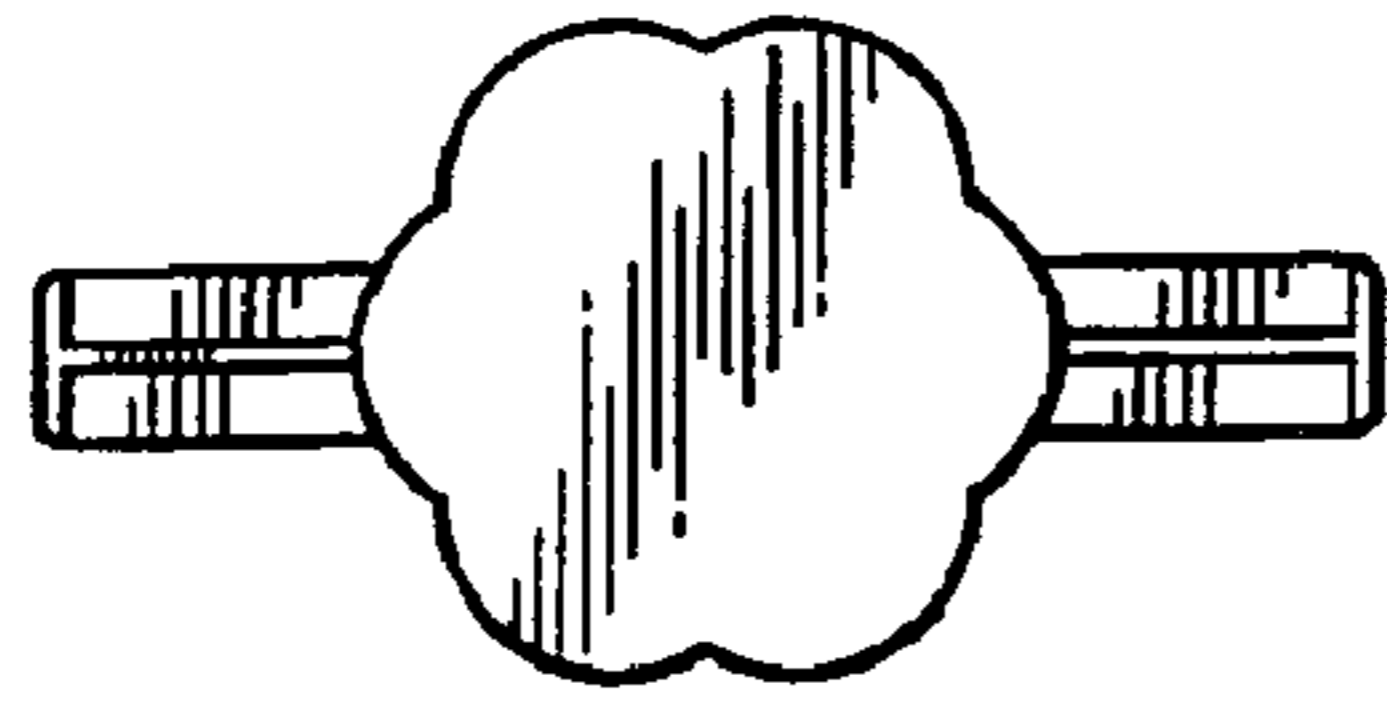


FIG. 4




FIG. 6

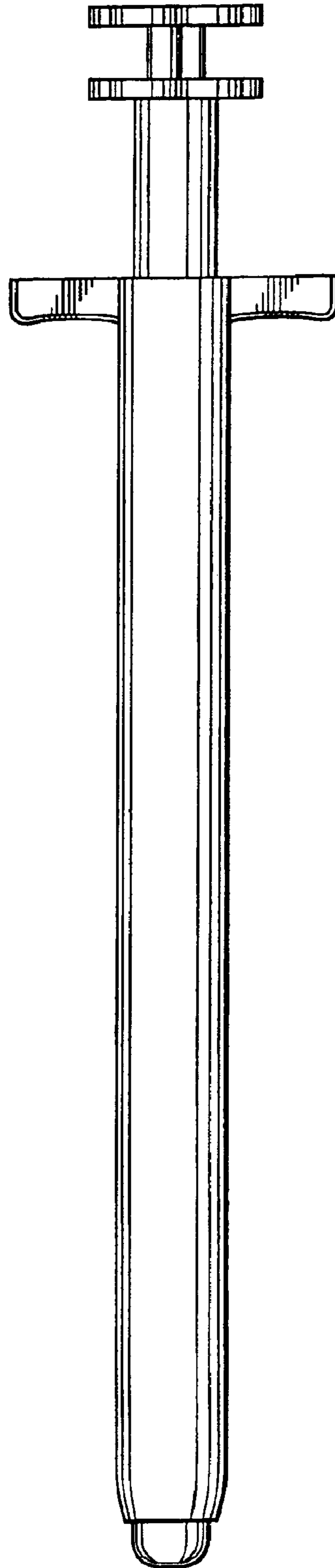


FIG. 7