



US00D504505S

(12) **United States Design Patent** (10) **Patent No.:** **US D504,505 S**  
**Burns** (45) **Date of Patent:** **\*\* Apr. 26, 2005**

- (54) **CEILING FAN BLADE IRON**
- (75) Inventor: **James P. Burns**, Memphis, TN (US)
- (73) Assignee: **Hunter Fan Company**, Memphis, TN (US)
- (\*\*) Term: **14 Years**
- (21) Appl. No.: **29/193,357**
- (22) Filed: **Nov. 8, 2003**
- (51) **LOC (7) Cl.** ..... **23-04**
- (52) **U.S. Cl.** ..... **D23/411**
- (58) **Field of Search** ..... D23/411, 377, D23/379, 385; 416/5, 210 R

- (56) **References Cited**
- U.S. PATENT DOCUMENTS**
- D297,456 S \* 8/1988 Pearce ..... D23/385
- D378,404 S \* 3/1997 Jaspers-Fayer ..... D23/377
- OTHER PUBLICATIONS**
- 2003 Hunter Fan Prestige Product Catalog (Palais Jardin p. 15, Series 1886 p. 17, Etruscan p. 19, Marseille p. 21, Covent Garden p. 23, The Archive p. 41).

Casablanca Fan Company 2001 Product Catalog (19th Century p. 20 and 21, Art Nouveau p. 23, Bella p. 27, Victorian p. 53).

\* cited by examiner

*Primary Examiner*—Lisa Lichtenstein  
 (74) *Attorney, Agent, or Firm*—Baker Donelson

(57) **CLAIM**

The ornamental design for a ceiling fan blade iron, as shown and described.

**DESCRIPTION**

FIG. 1 is a perspective view of a ceiling fan blade iron showing my new design.  
 FIG. 2 is a top view thereof.  
 FIG. 3 is a bottom view thereof.  
 FIG. 4 is a front view thereof, the rear view being a mirror image thereof.  
 FIG. 5 is a right side view thereof; and,  
 FIG. 6 is a left side view thereof.  
 The broken lines in the views show environmental features which are for illustrative purposes only and form no part of the claimed design.

**1 Claim, 3 Drawing Sheets**

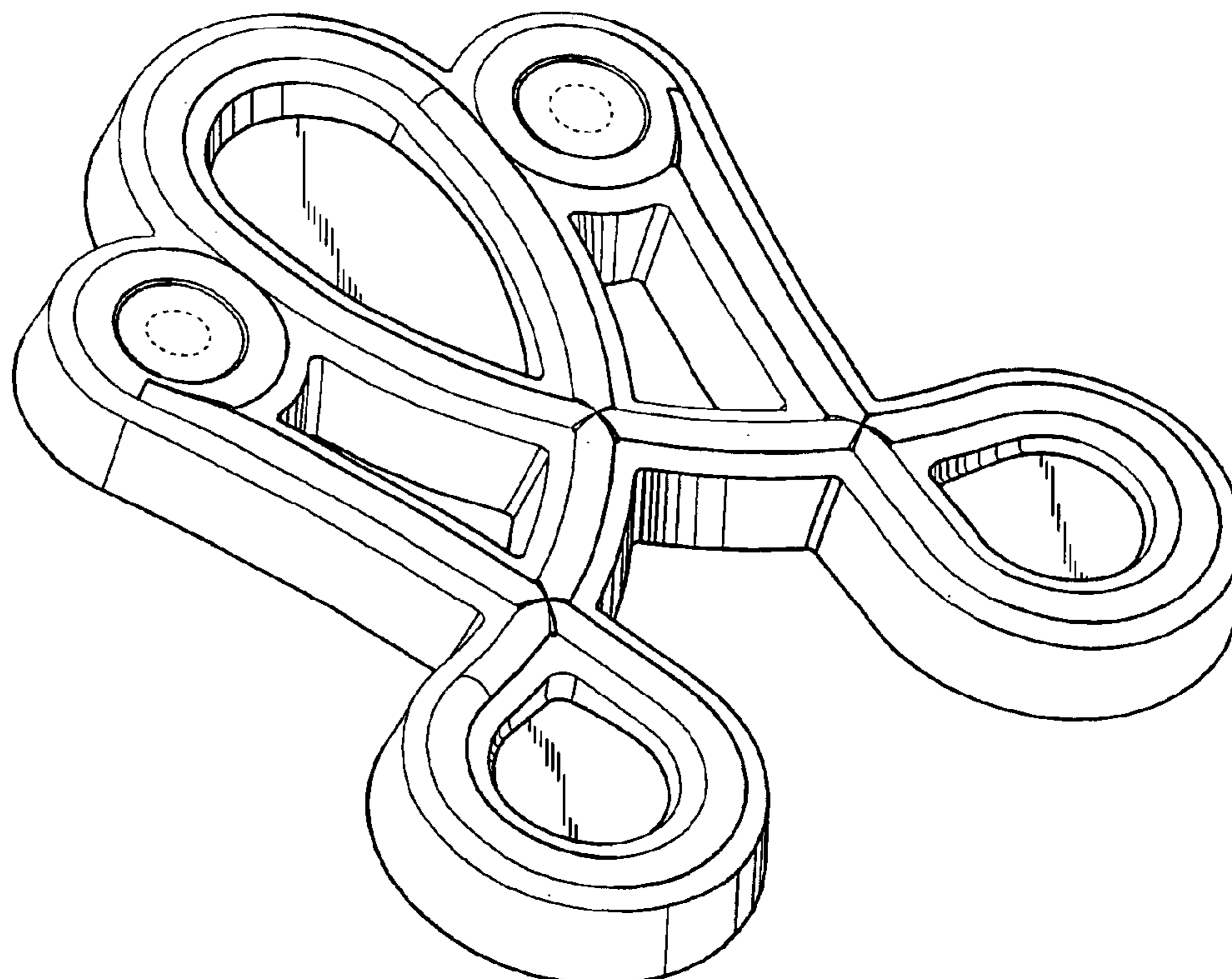


Fig. 1

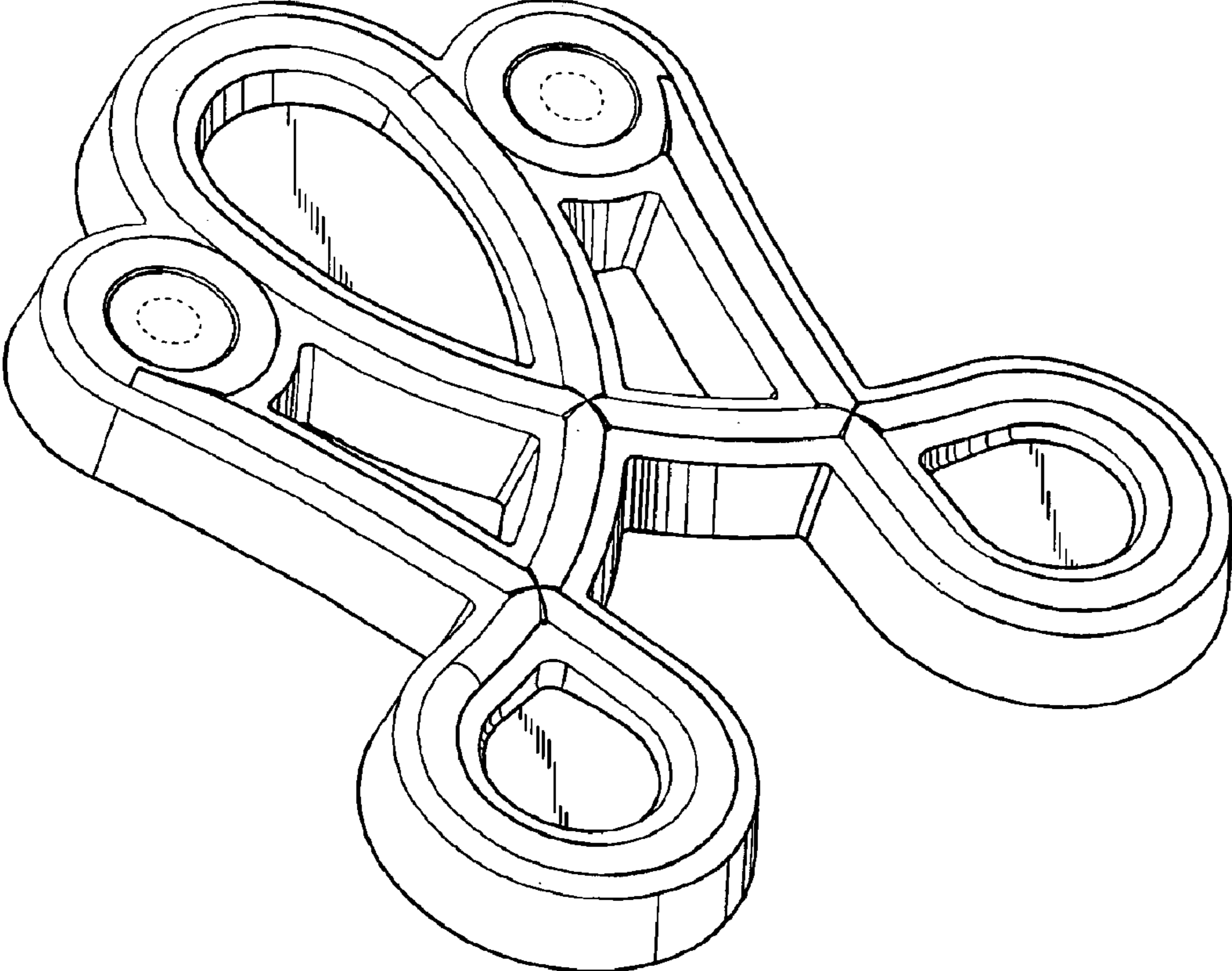


Fig. 2

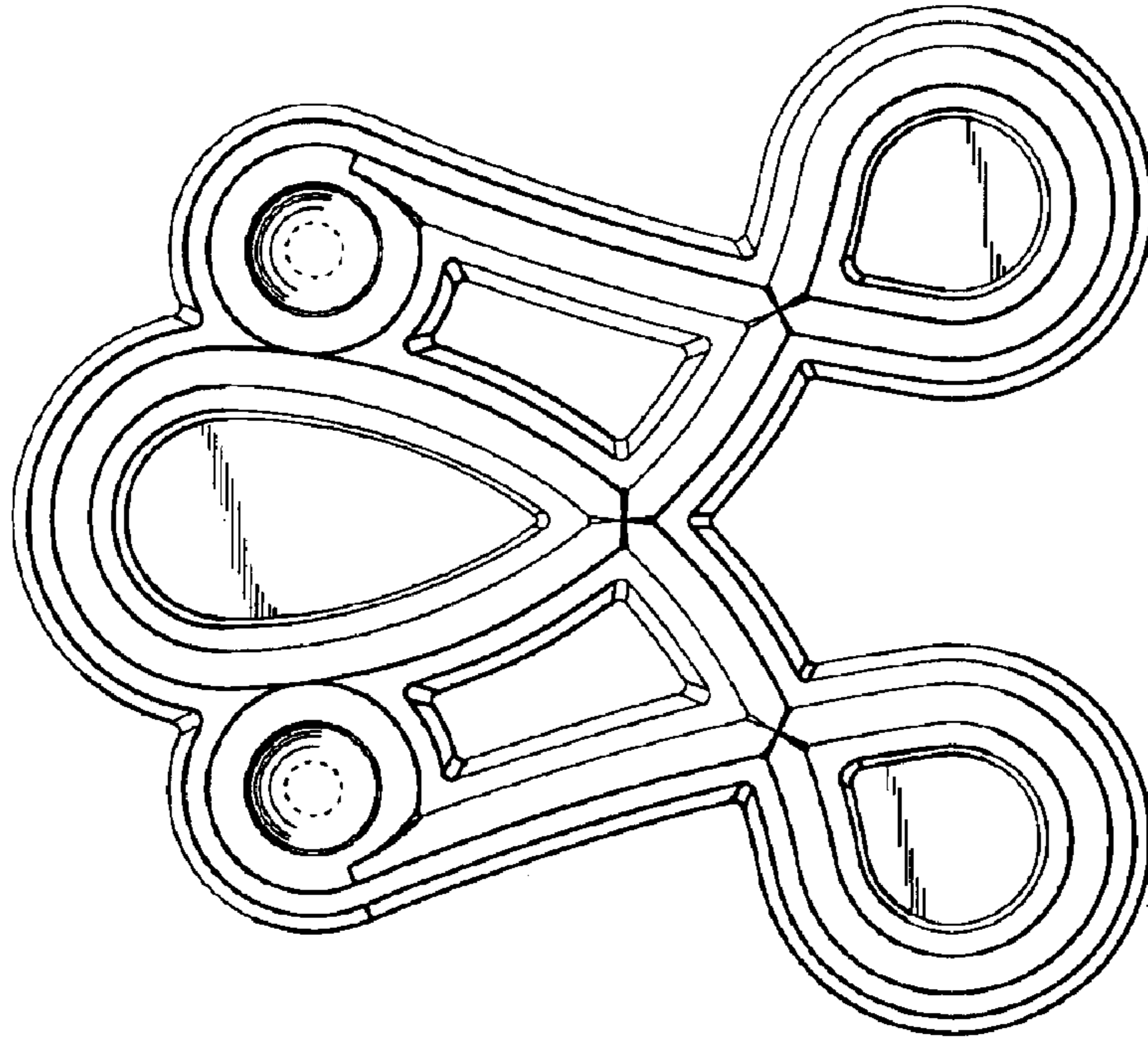


Fig. 3

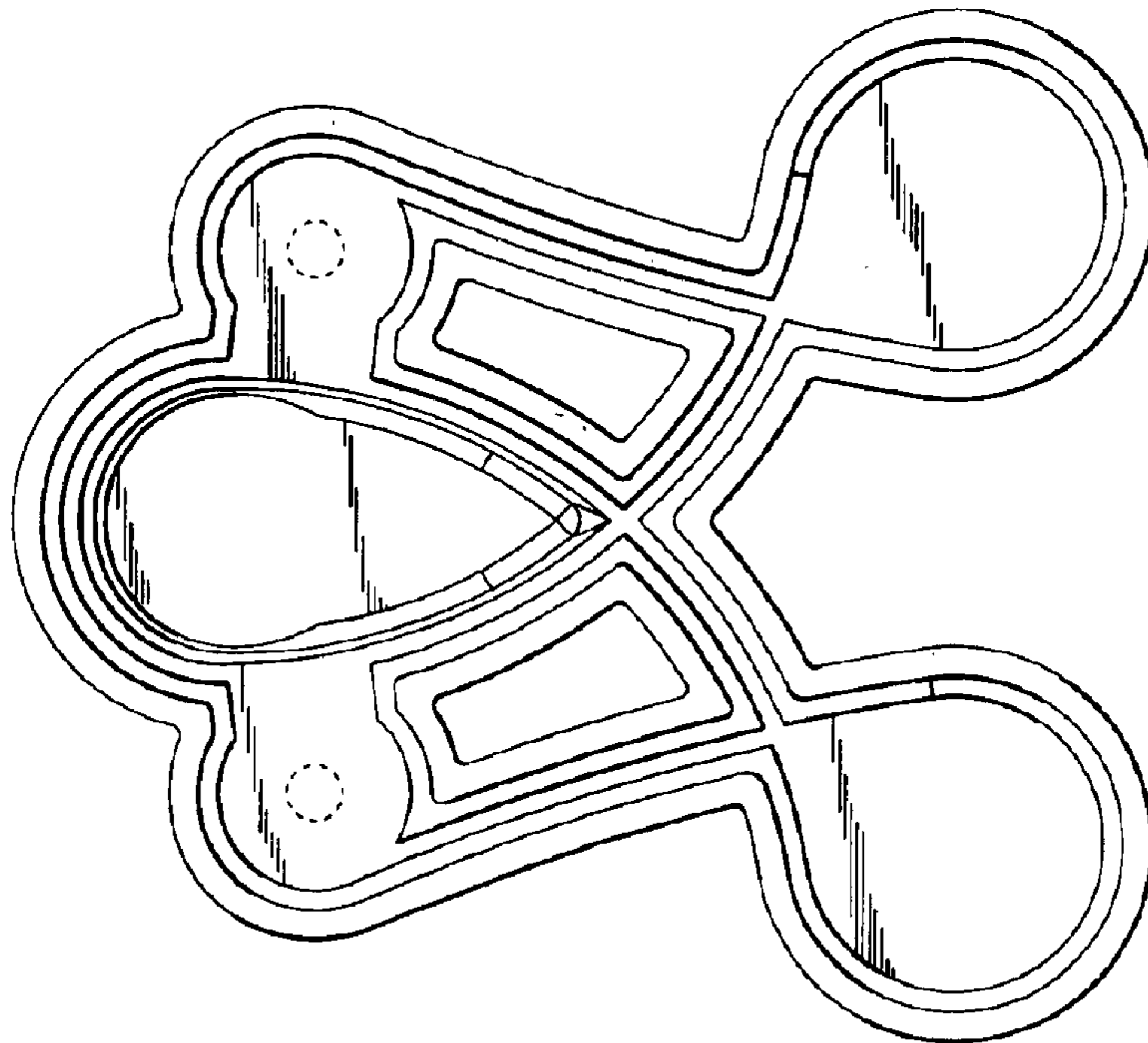


Fig. 4




Fig. 5



Fig. 6

