



US00D504504S

(12) **United States Design Patent** (10) **Patent No.:** **US D504,504 S**
Thomas, Jr. (45) **Date of Patent:** **** Apr. 26, 2005**

(54) **CEILING FAN MOTOR HOUSING**

Primary Examiner—Lisa Lichtenstein

(75) **Inventor:** **James C. Thomas, Jr.**, Germantown, TN (US)

(74) *Attorney, Agent, or Firm*—Baker Donelson

(73) **Assignee:** **Hunter Fan Company**, Memphis, TN (US)

(57) **CLAIM**

The ornamental design for a ceiling fan motor housing, as shown and described.

(**) **Term:** **14 Years**

DESCRIPTION

(21) **Appl. No.:** **29/191,602**

FIG. 1 is a perspective view of a ceiling fan motor housing showing my new design.

(22) **Filed:** **Oct. 10, 2003**

FIG. 2 is a front view thereof, the rear view being the same thereof.

(51) **LOC (7) Cl.** **23-04**

(52) **U.S. Cl.** **D23/411**

FIG. 3 is a right side view thereof, the left side view being the same thereof.

(58) **Field of Search** D23/411, 377, D23/379, 385; 416/5; 392/364

FIG. 4 is a top view thereof; and,

FIG. 5 is a bottom view thereof.

(56) **References Cited**

U.S. PATENT DOCUMENTS

D437,046 S * 1/2001 Tsuji D23/411

D485,348 S * 1/2004 Stauffer D23/411

The broken line showing of environmental structure is for illustrative purposes only and forms no part of the claimed design.

* cited by examiner

1 Claim, 3 Drawing Sheets

Fig. 1

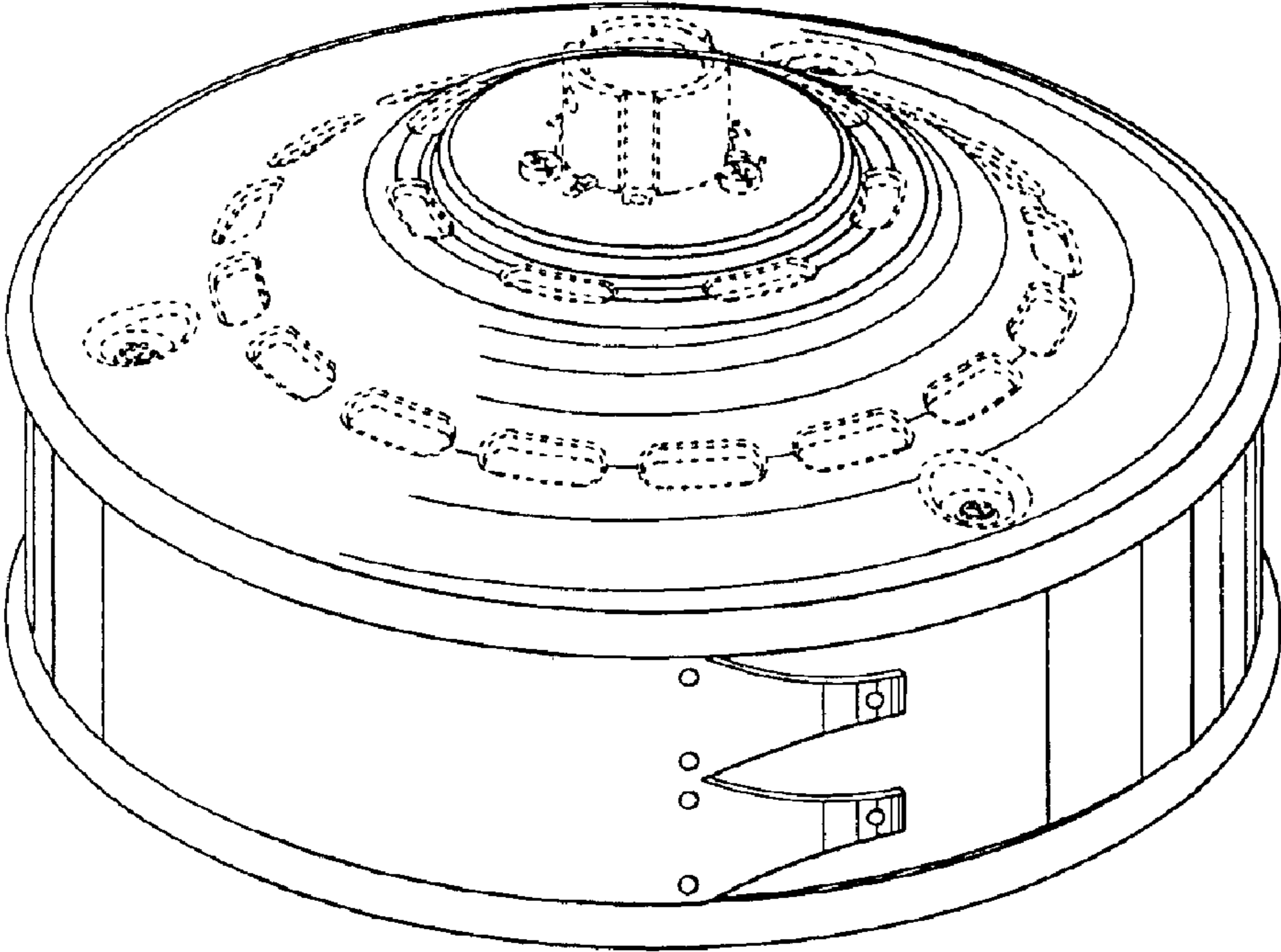


Fig. 2

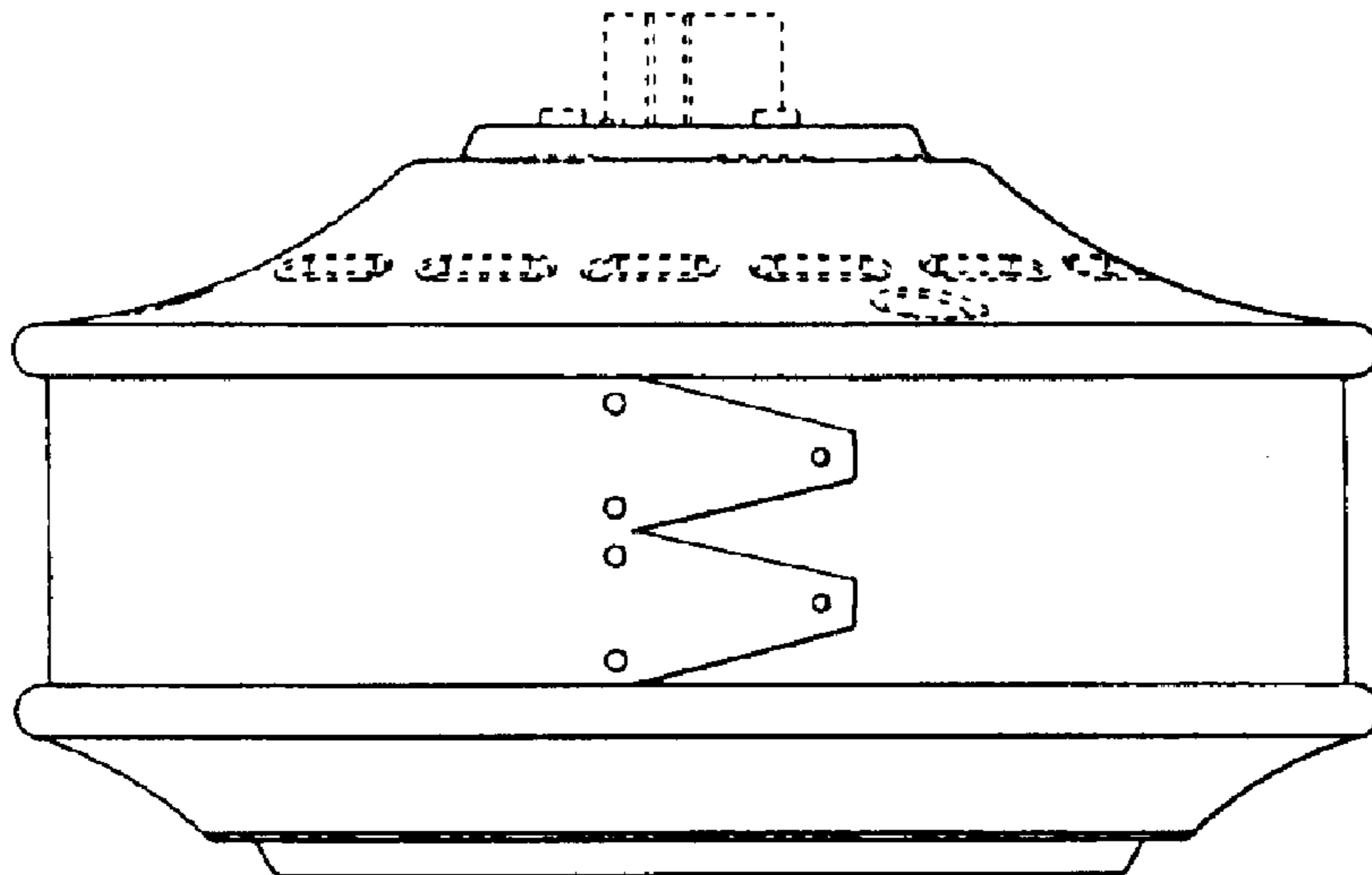


Fig. 3




Fig. 4

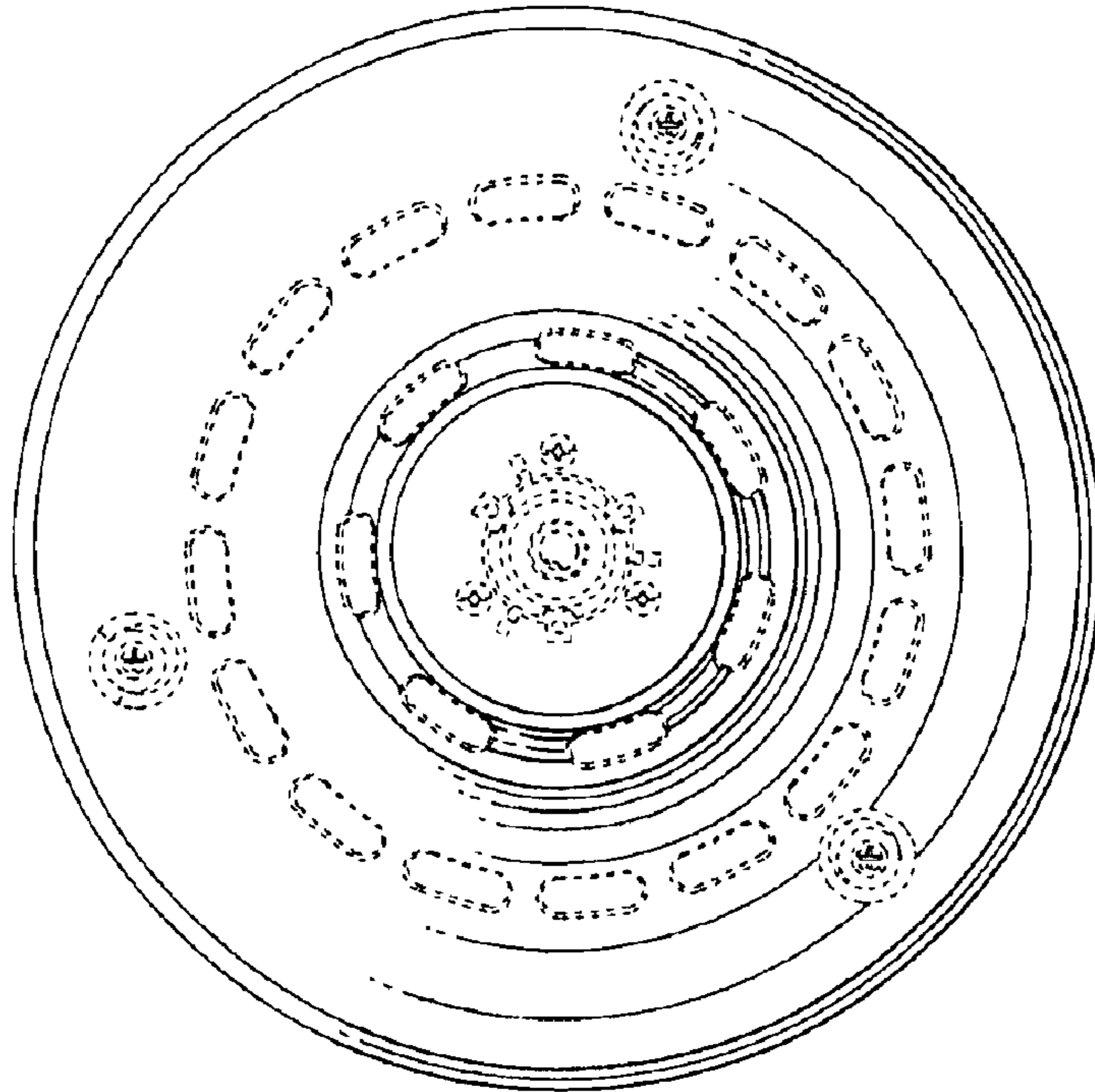


Fig. 5

