

US00D504500S

(12) **United States Design Patent**  
**Morillas**

(10) **Patent No.: US D504,500 S**  
(45) **Date of Patent: \*\* Apr. 26, 2005**

(54) **AIR FRESHENER DEVICE**

(75) Inventor: **Lluis Morillas**, Barcelona (ES)

(73) Assignee: **Reckitt Benckiser (UK) Limited**,  
Berkshire (GB)

(\*\*) Term: **14 Years**

(21) Appl. No.: **29/190,672**

(22) Filed: **Sep. 24, 2003**

(30) **Foreign Application Priority Data**

Mar. 29, 2003 (GB) ..... 3012026

(51) **LOC (7) Cl.** ..... **23-04**

(52) **U.S. Cl.** ..... **D23/366**

(58) **Field of Search** ..... D23/366-369;  
261/DIG. 65; 239/58, 59, 55, 60, 57; 422/305,  
120

(56) **References Cited**

**U.S. PATENT DOCUMENTS**

D431,075 S \* 9/2000 Barraclough ..... D23/366  
D441,441 S \* 5/2001 Upson ..... D23/366  
D487,308 S \* 3/2004 Engerant ..... D23/366

\* cited by examiner

*Primary Examiner*—Lisa Lichtenstein

(74) *Attorney, Agent, or Firm*—Norris McLaughlin & Marcus P.A.

(57) **CLAIM**

The ornamental design for an air freshener device, as shown and described.

**DESCRIPTION**

FIG. 1 is a perspective view of the front of the air freshener device.

FIG. 2 is a perspective view of the rear of the air freshener device.

FIG. 3 is a plan view of the front of the air freshener device.

FIG. 4 is a plan view of the rear of the air freshener device.

FIG. 5 is a plan view of the top of the air freshener device.


FIG. 6 is a plan view of the bottom of the air freshener device.

FIG. 7 is a plan view of one side of the air freshener device; and,

FIG. 8 is a plan view of the other side of the air freshener device.

The broken line showing the air freshener coupled with the ornamental design in FIGS. 1-8 is for illustrative purposes only and forms no part of the claimed design.

**1 Claim, 2 Drawing Sheets**






Fig.1.




Fig.2.



Fig.3.




Fig.4.




Fig.5.

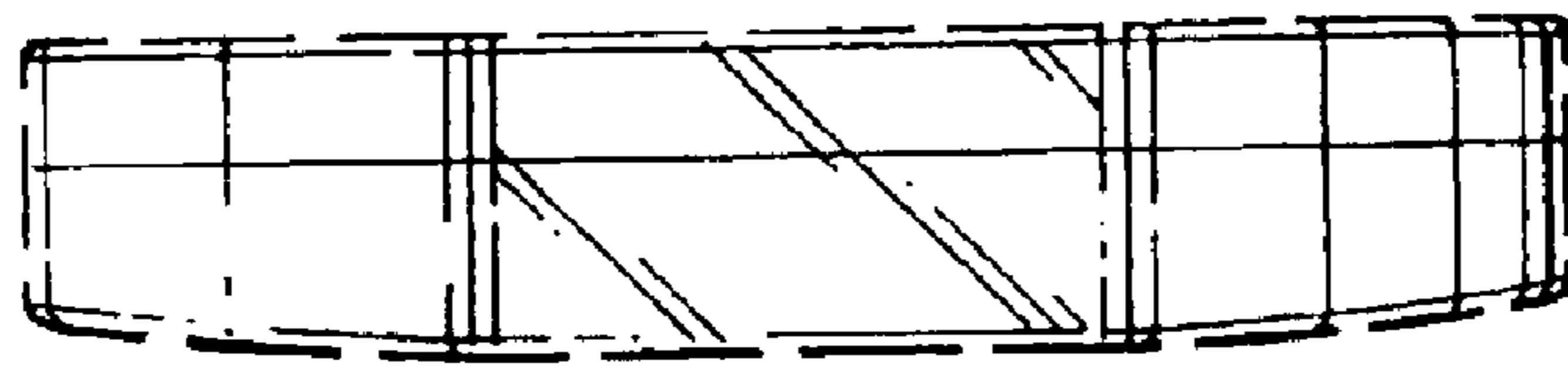


Fig.6.

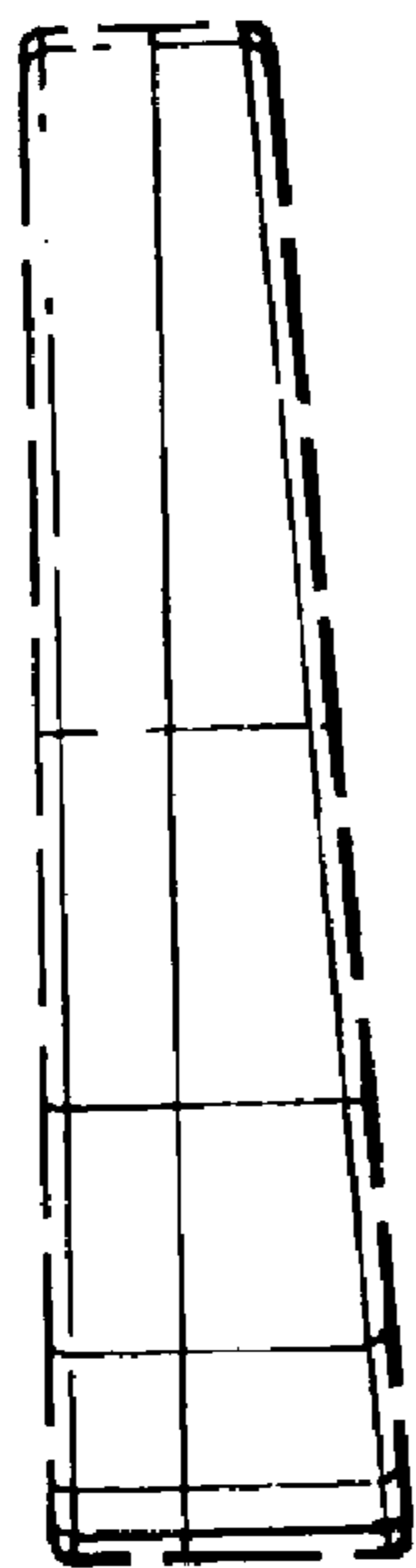


Fig.7.

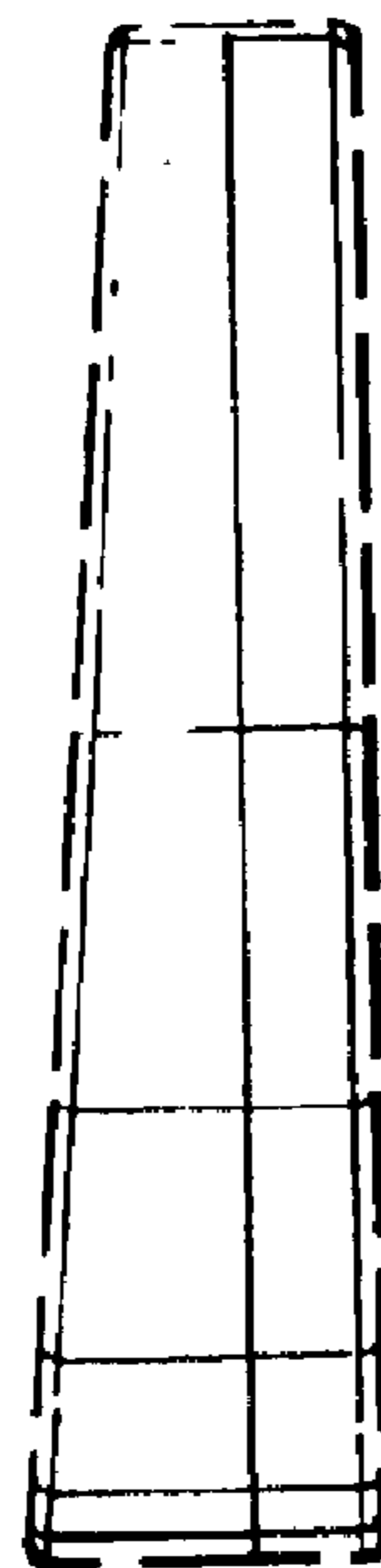


Fig.8.