

US00D504498S

(12) **United States Design Patent**
Gremillion

(10) **Patent No.:** **US D504,498 S**

(45) **Date of Patent:** **** Apr. 26, 2005**

(54) **TUB CHAIR**

(76) **Inventor:** **Gloria Gremillion**, 540 Eucalyptus St.,
Port Allen, LA (US) 70767

(**) **Term:** **14 Years**

(21) **Appl. No.:** **29/084,379**

(22) **Filed:** **Mar. 2, 1998**

(51) **LOC (7) Cl.** **23-02**

(52) **U.S. Cl.** **D23/304**

(58) **Field of Search** D23/304-311;
D21/783, 784; D6/480; 4/573.1, 578.1,
579

- D360,025 S * 7/1995 Smith D23/304
- D360,256 S * 7/1995 Gharehgozlou D23/304
- D366,104 S * 1/1996 Breen et al.
- D371,831 S * 7/1996 Suarez D23/304
- D376,918 S * 12/1996 Poulson et al. D6/333
- D383,834 S * 9/1997 Frankel D23/304
- D402,015 S * 12/1998 Ahlstrom et al. D23/304
- D407,245 S * 3/1999 Lewis D6/480
- D425,335 S * 5/2000 Newhouse D6/480

* cited by examiner

Primary Examiner—Robert A. Delehanty

(57) **CLAIM**

The ornamental design for tub chair, as shown and described.

(56) **References Cited**


U.S. PATENT DOCUMENTS

- 3,082,432 A * 3/1963 Pearlman 4/579
- D231,885 S * 6/1974 Kephart D6/480
- D265,415 S * 7/1982 Bighaus D21/232
- D303,885 S * 10/1989 Goetz D6/480

DESCRIPTION

FIG. 1 is a front, side perspective view of a tub chair showing my new design; and, FIG. 2 is a top plan view thereof.

1 Claim, 1 Drawing Sheet






FIG. 1

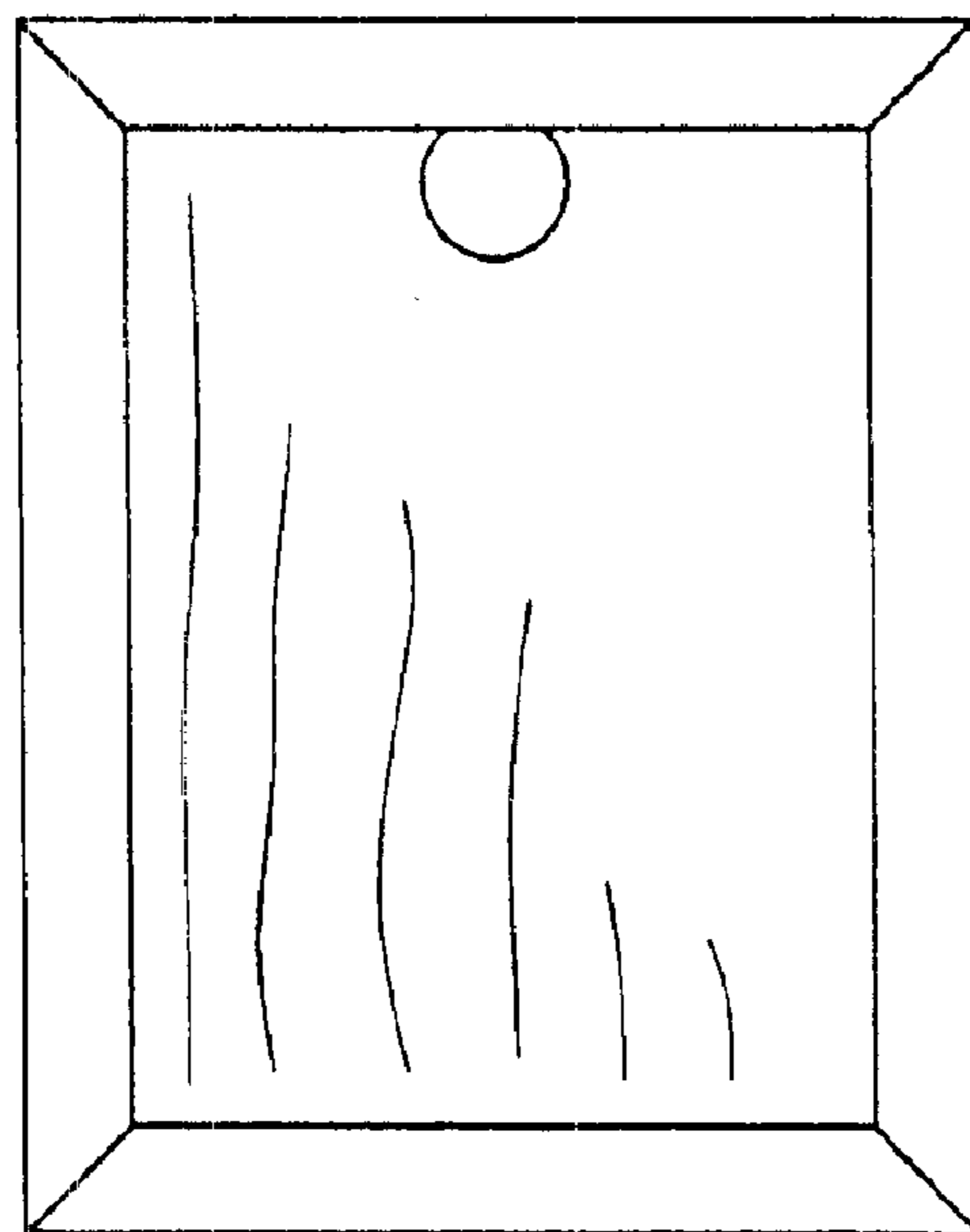


FIG. 2