

US00D504464S

(12) **United States Design Patent**  
**Martzloff**

(10) **Patent No.:** **US D504,464 S**

(45) **Date of Patent:** **\*\* Apr. 26, 2005**

(54) **GLITTER MARKER**

(76) **Inventor:** **Kevin Martzloff**, c/o Jakks Pacific, Inc.  
26619 Pacific Coast Hwy., Malibu, CA  
(US) 90265

(\*\*) **Term:** **14 Years**

(21) **Appl. No.:** **29/194,623**

(22) **Filed:** **Nov. 25, 2003**

(51) **LOC (7) Cl.** ..... **19-06**

(52) **U.S. Cl.** ..... **D19/43; D19/51; D19/57**

(58) **Field of Search** ..... D19/35, 36, 41-51,  
D19/53-58, 81-85; 401/98, 196, 198, 202,  
213, 243-247, 261, 262, 6, 7, 88, 182

(56) **References Cited**

**U.S. PATENT DOCUMENTS**

653,818	A	*	7/1900	Parker	.....	401/243
1,509,008	A	*	9/1924	Wallace	.....	401/182
D82,309	S	*	10/1930	Bloser	.....	D19/43
D436,127	S	*	1/2001	Hung	.....	D19/43
D452,529	S	*	12/2001	Tsuchida	.....	D19/53 X

D455,174	S	*	4/2002	Traut et al.	.....	D19/43
D456,842	S	*	5/2002	Ono	.....	D19/36
D472,922	S	*	4/2003	Stropkay et al.	.....	D19/43
D482,725	S	*	11/2003	Takemura	.....	D19/43

\* cited by examiner

*Primary Examiner*—Martie K. Holtje

(74) *Attorney, Agent, or Firm*—Richard B. Klar

(57) **CLAIM**

The ornamental design for a glitter marker, substantially as shown and described.

**DESCRIPTION**

FIG. 1 is a front elevational view of a glitter marker showing my new design;

FIG. 2 is a top plan view thereof;


FIG. 3 is a bottom plan view thereof;

FIG. 4 is a left side elevational view;

FIG. 5 is a front elevational view in an exploded condition; and,

FIG. 6 is a side elevational view of FIG. 5.

**1 Claim, 2 Drawing Sheets**



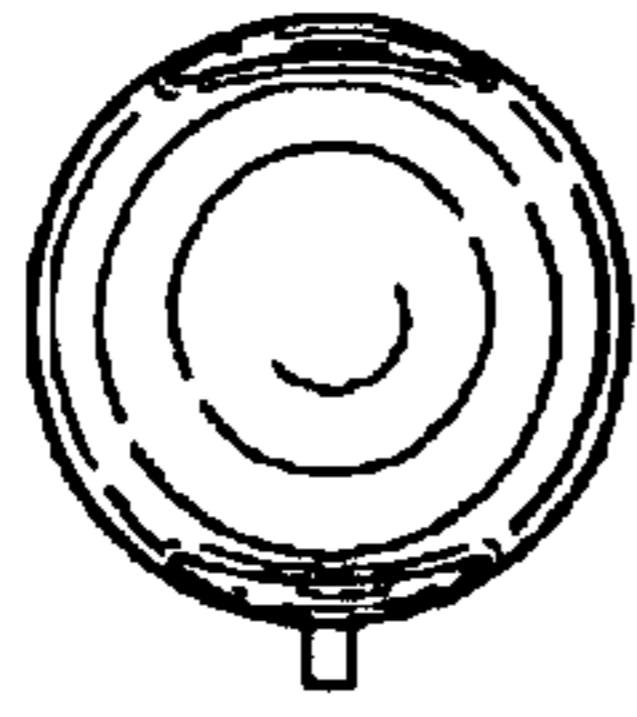


FIG. 2

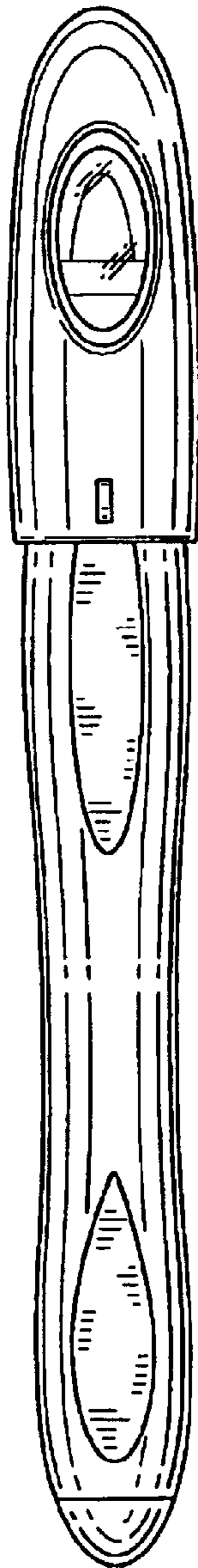


FIG. 1

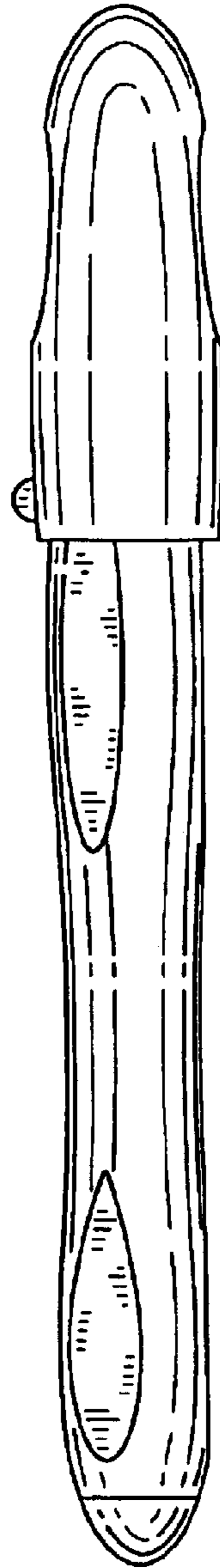


FIG. 4



FIG. 3




FIG. 5

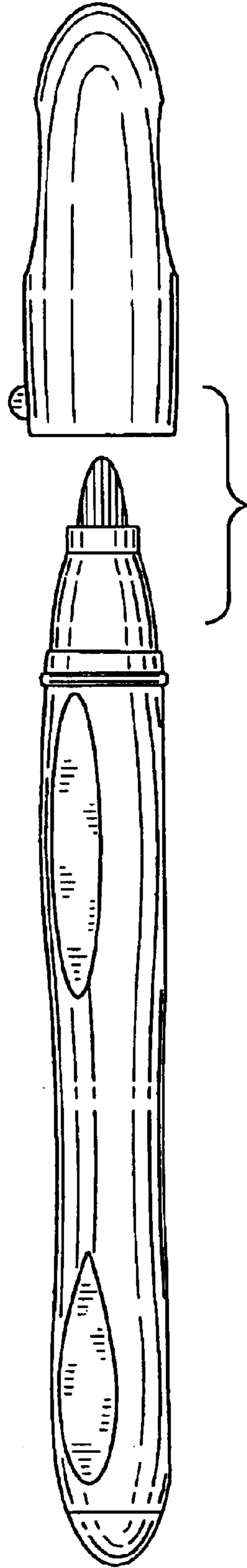


FIG. 6