

US00D504460S

(12) **United States Design Patent**
Harrington

(10) **Patent No.: US D504,460 S**
(45) **Date of Patent: ** Apr. 26, 2005**

(54) **BASS GUITAR BODY**

(75) Inventor: **Timothy Lewis Harrington**, Kemah,
TX (US)

(73) Assignee: **Timothy L. Harrington**, League City,
TX (US)

(**) Term: **14 Years**

(21) Appl. No.: **29/189,127**

(22) Filed: **Aug. 29, 2003**

(51) **LOC (7) Cl.** **17-03**

(52) **U.S. Cl.** **D17/20**

(58) **Field of Search** D17/14-15, 99,
D17/18-21; D21/405, 410, 599, 769-770;
84/9, 267-270, 298-299, 290-291, 294,
453, 284-285, 743; D1/111

(56) **References Cited**

U.S. PATENT DOCUMENTS

D218,137 S * 7/1970 Smith et al. D1/111
D283,230 S * 4/1986 Marquardt D17/18

D311,265 S * 10/1990 Mendenhall D1/111
D325,069 S * 3/1992 Gaury D23/207
5,171,616 A * 12/1992 Dejima 428/22
D383,586 S * 9/1997 Morales et al. D1/111
D383,588 S * 9/1997 Morales D1/111
D437,875 S * 2/2001 Ridinger D17/20
D462,504 S * 9/2002 Rudy D1/111
D481,411 S * 10/2003 Minarik D17/20
D481,412 S * 10/2003 Minarik D17/20
D489,397 S * 5/2004 Flagg D17/20

* cited by examiner

Primary Examiner—Ruth McInroy

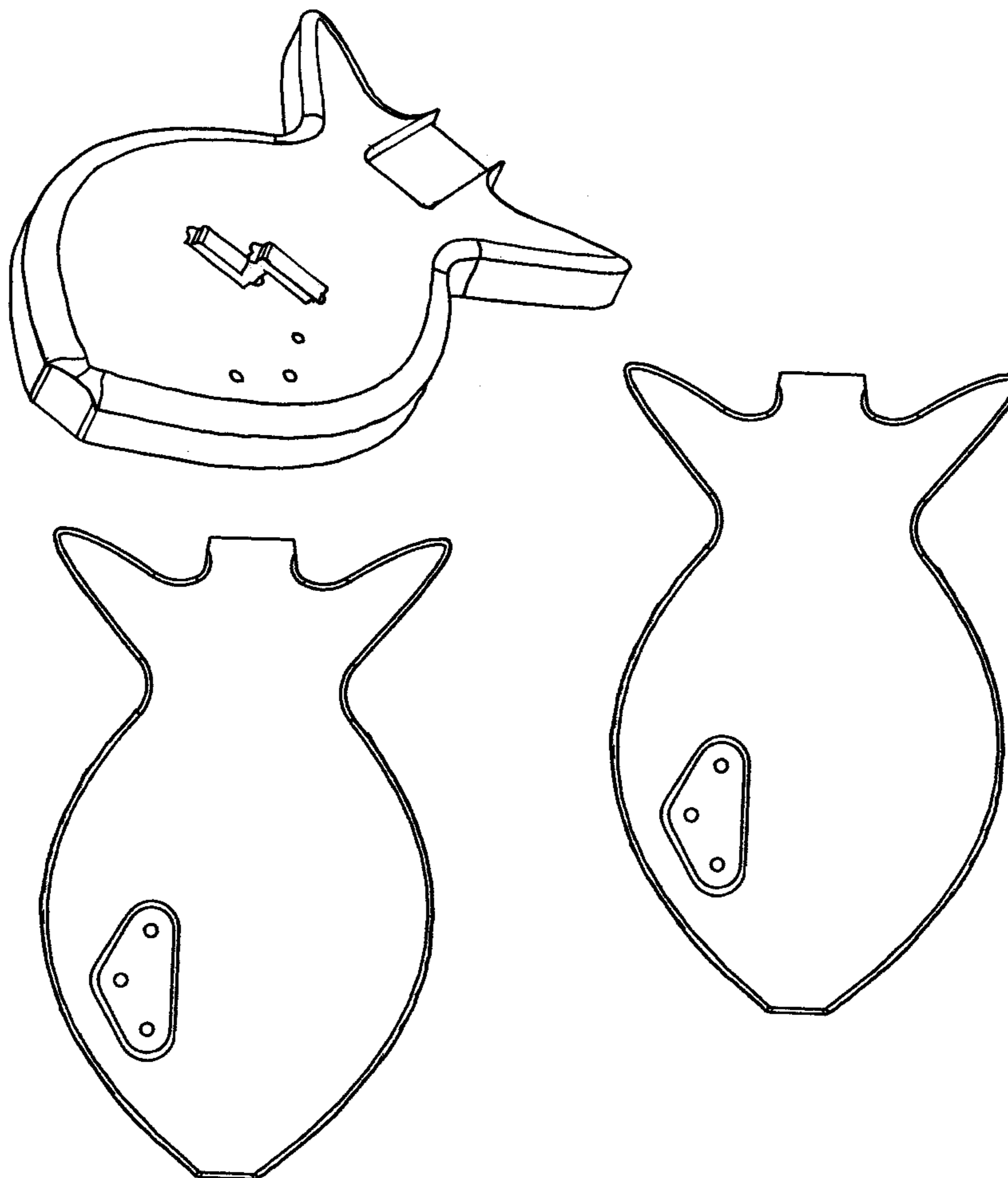
(57) **CLAIM**

I claim the ornamental design for a bass guitar body, as shown.

DESCRIPTION

FIG. 1 is a front perspective view of a bass guitar body showing my new design; FIG. 2 is a front elevational view thereof; and, FIG. 3 is a rear elevational view thereof.

1 Claim, 3 Drawing Sheets



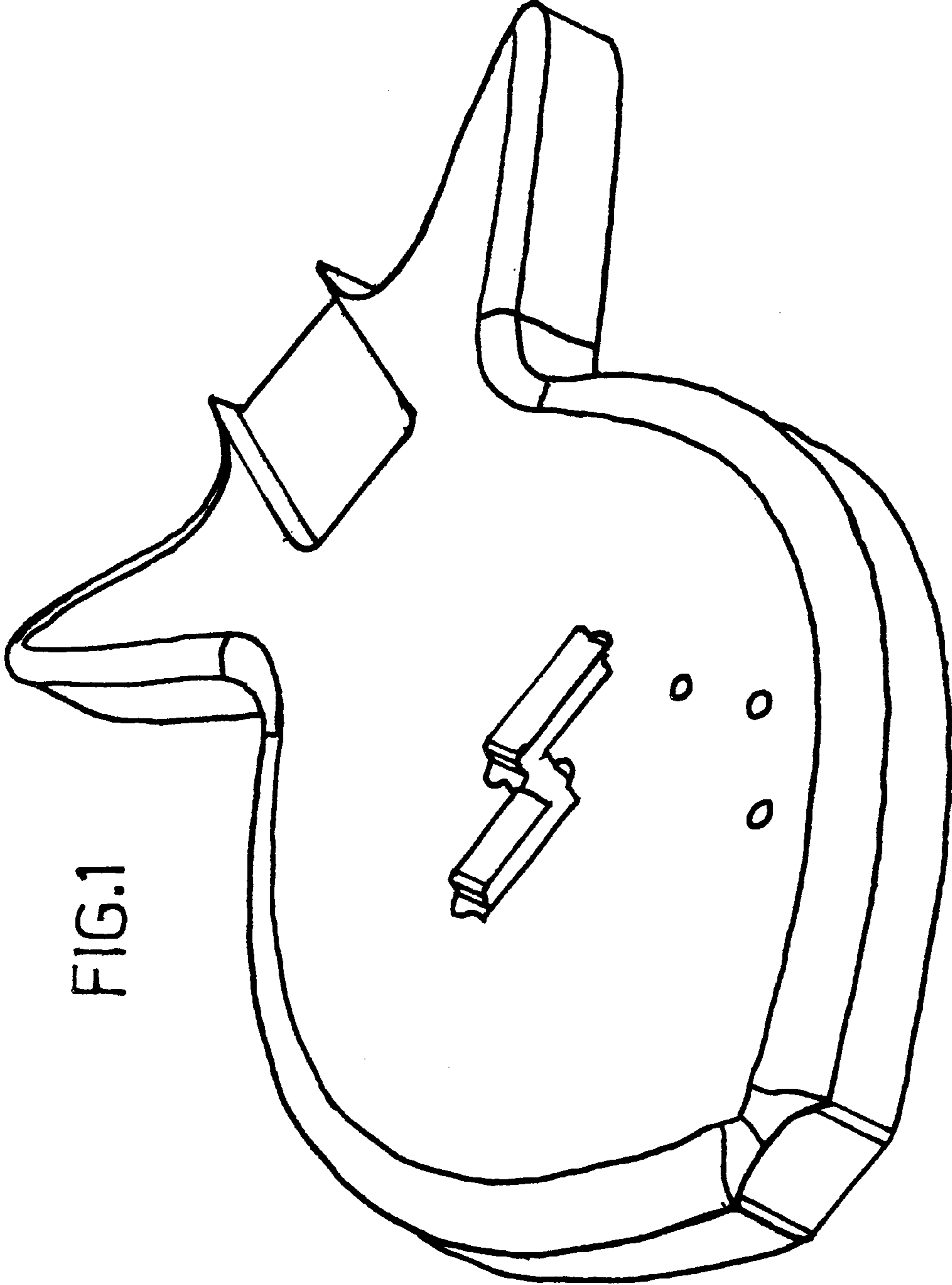


FIG.1

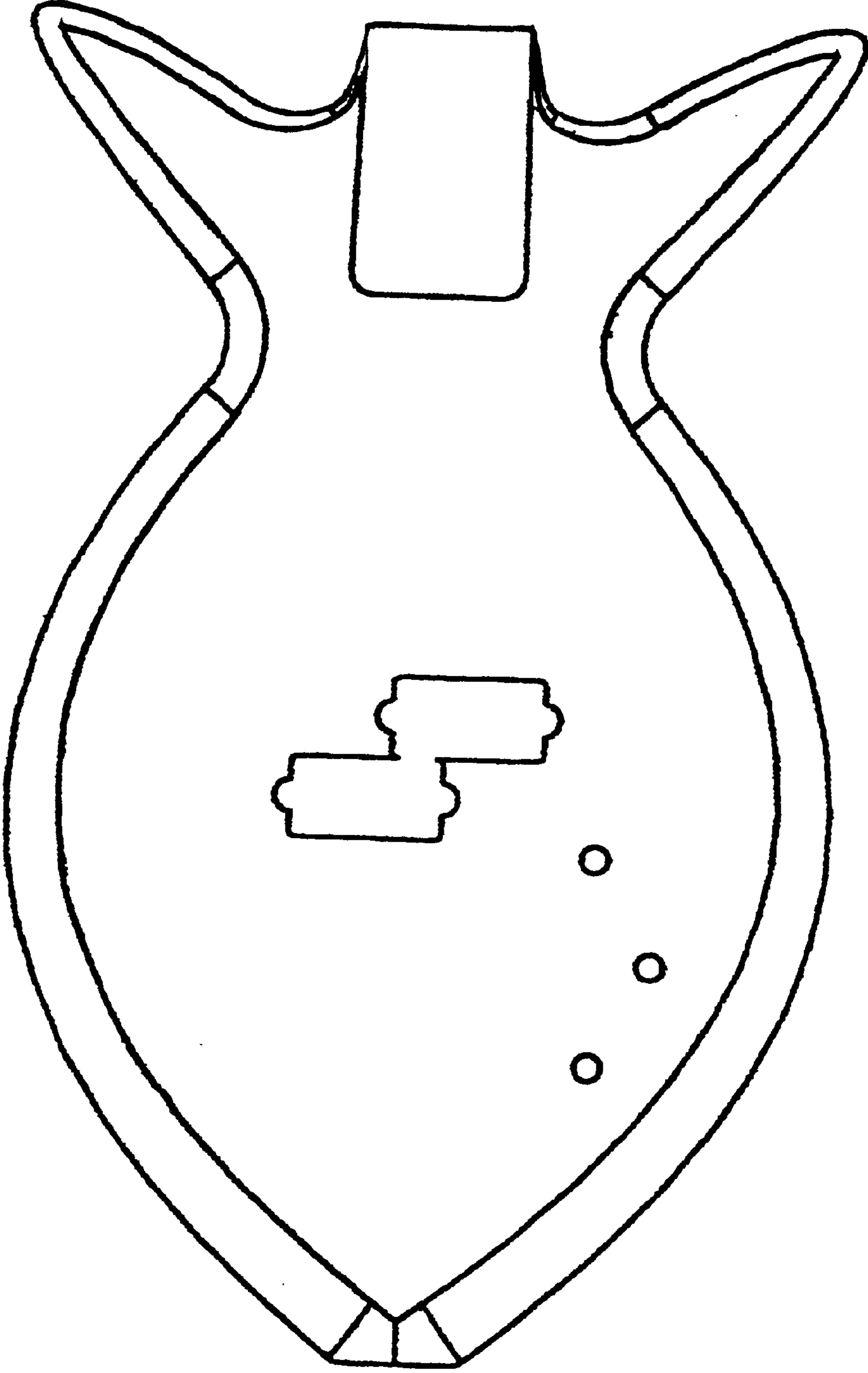


FIG.2

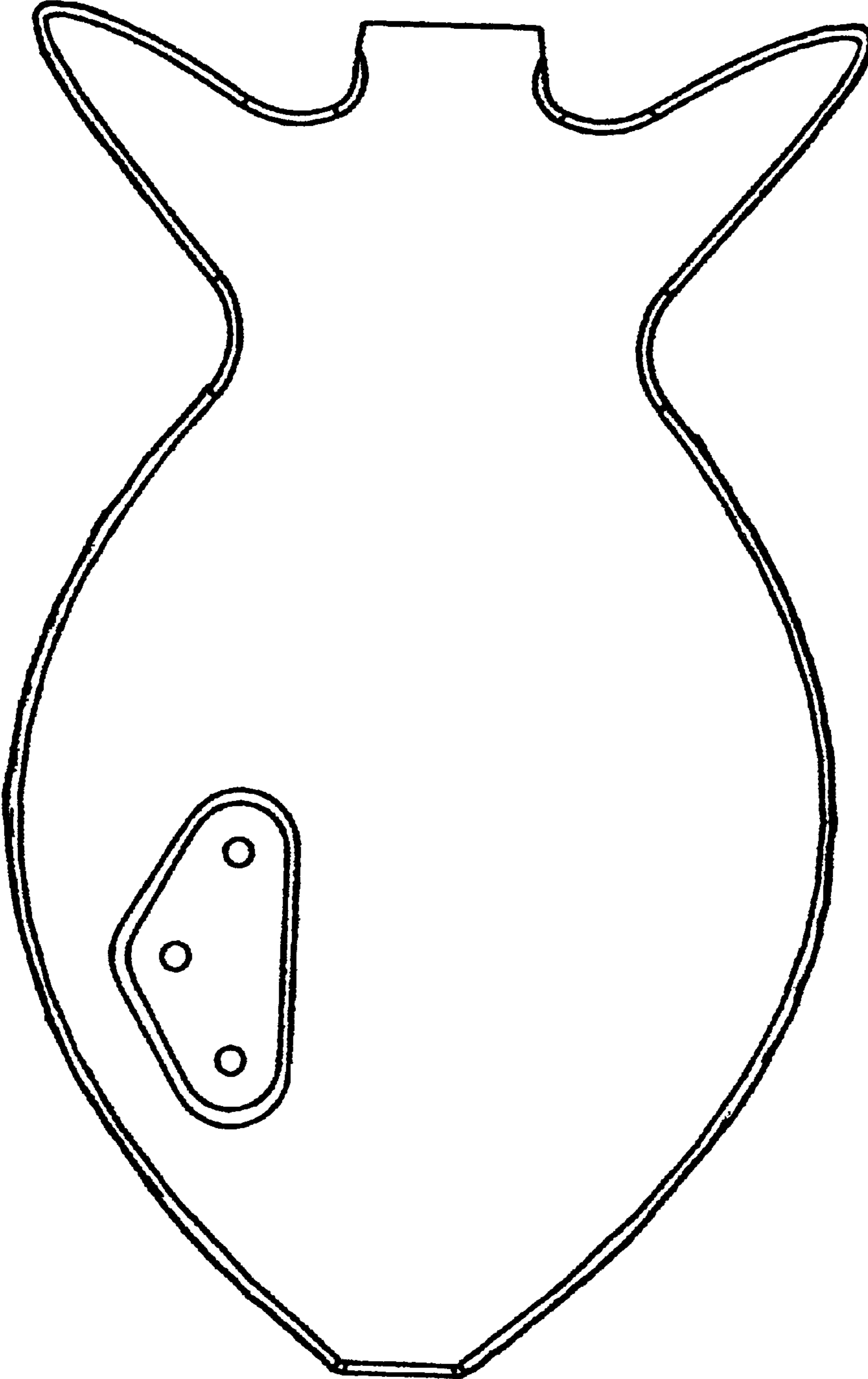


FIG.3