

US00D504448S

(12) **United States Design Patent**  
**Doyle**

(10) **Patent No.:** **US D504,448 S**  
(45) **Date of Patent:** **\*\* Apr. 26, 2005**

(54) **GUIDE FOR A WIRE TYING MACHINE**

(75) Inventor: **David Doyle**, Aberdeen, WA (US)

(73) Assignee: **Enterprises International, Inc.**,  
Hoquiam, WA (US)

(\*\*) Term: **14 Years**

(21) Appl. No.: **29/192,744**

(22) Filed: **Oct. 29, 2003**

(51) **LOC (7) Cl.** ..... **15-99**

(52) **U.S. Cl.** ..... **D15/145**

(58) **Field of Search** ..... D15/145; 53/154,  
53/168, 411; 377/6; 221/2; 100/33 R, 26;  
140/93 A, 118, 119, 124

(56) **References Cited**

**U.S. PATENT DOCUMENTS**

2,460,846	A	*	2/1949	Schulze	.....	140/93 A
3,722,553	A	*	3/1973	Bartilson	.....	140/93 A
3,815,945	A	*	6/1974	Lamphere	.....	292/340
5,870,950	A	*	2/1999	Wiedel	.....	100/33 R
6,584,891	B1		7/2003	Smith et al.	.....	100/26
6,637,324	B1	*	10/2003	Stamps	.....	100/26

**OTHER PUBLICATIONS**

Lian Chang Casting Inc, display ad, Taiwan Hardware Magazine, Mar. 2004, Taiwan Business Media, p. H-64.\*  
Good Worth Co Ltd, display ad, Taiwan Hardware Magazine, Mar. 2004, Taiwan Business Media, p. H-53.\*

Shyang Meng Industry Workshop, display ad, Taiwan Hardware Magazine, Mar. 2004, Taiwan Business Media, p. B-42.\*

\* cited by examiner

*Primary Examiner*—Stacia Cadmus

*Assistant Examiner*—Terrence Huang

(74) *Attorney, Agent, or Firm*—Seed IP Law Group PLLC

(57) **CLAIM**

The ornamental design for a guide for a wire tying machine, as shown and described.

**DESCRIPTION**

FIG. 1 is a front perspective view of a guide for a wire tying machine showing my new design.

FIG. 2 is a front elevation view thereof.

FIG. 3 is a rear elevation view thereof.

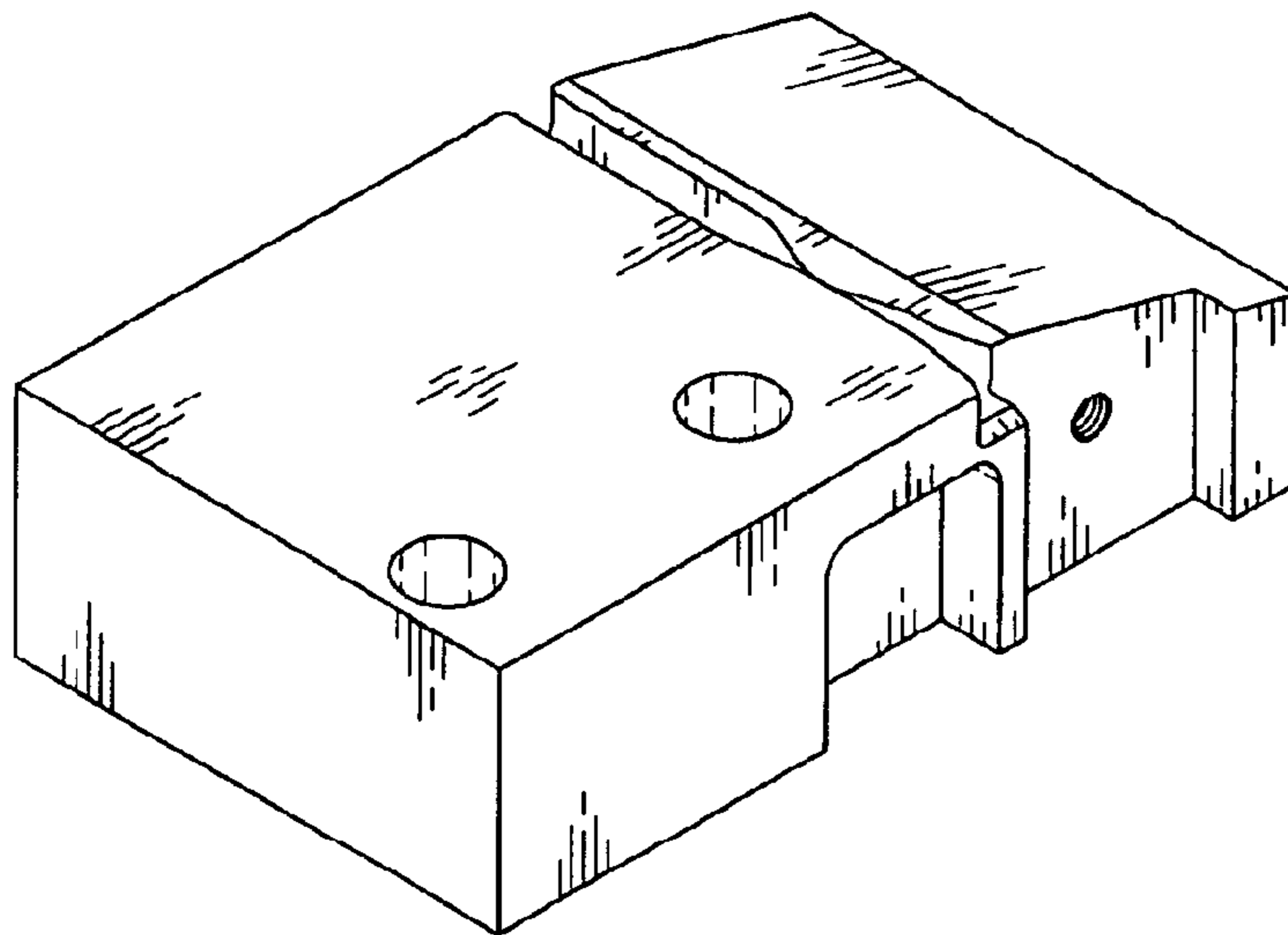
FIG. 4 is a left side elevation view thereof.

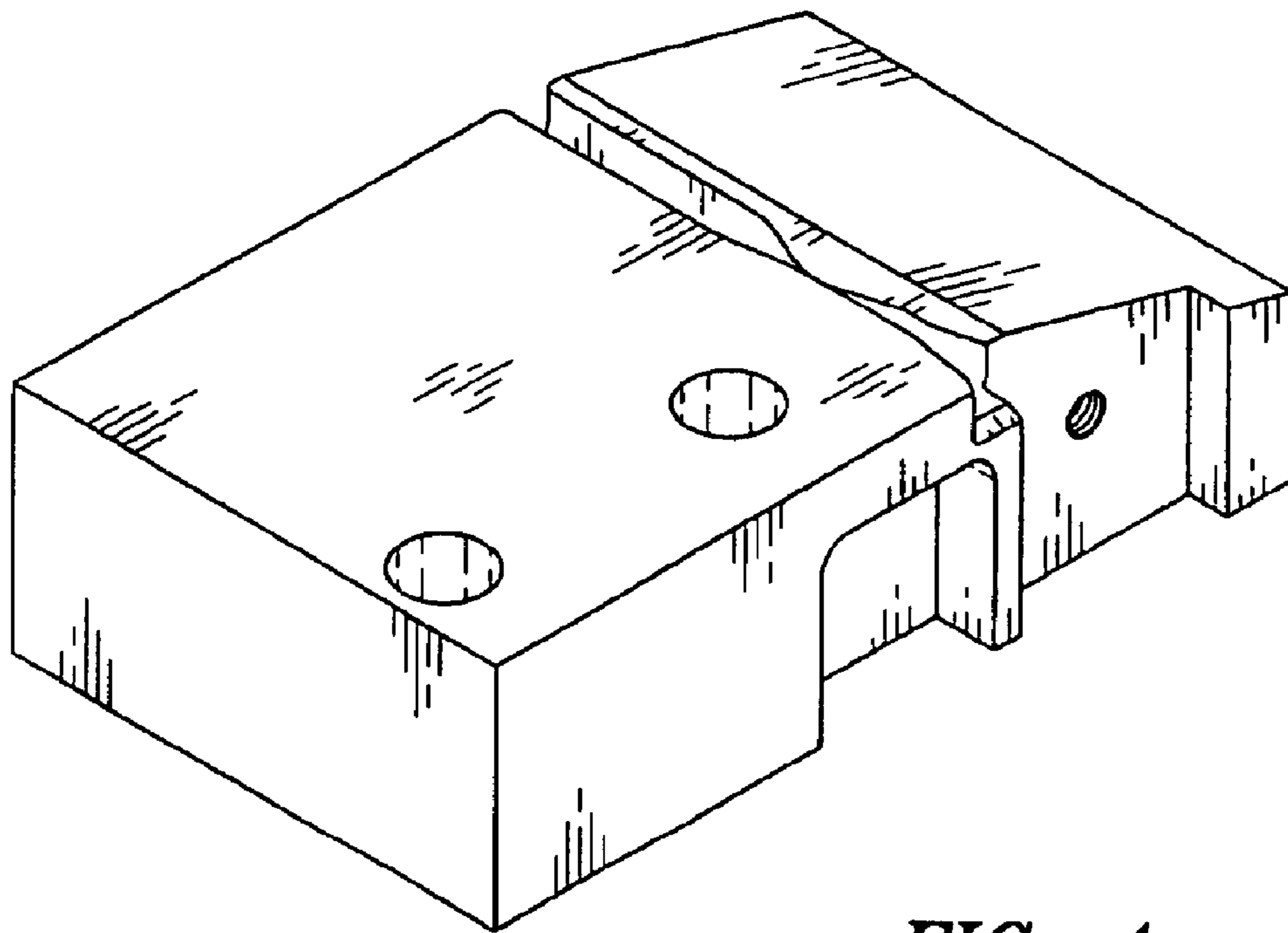
FIG. 5 is a right side elevation view thereof.

FIG. 6 is a top plan view thereof; and,

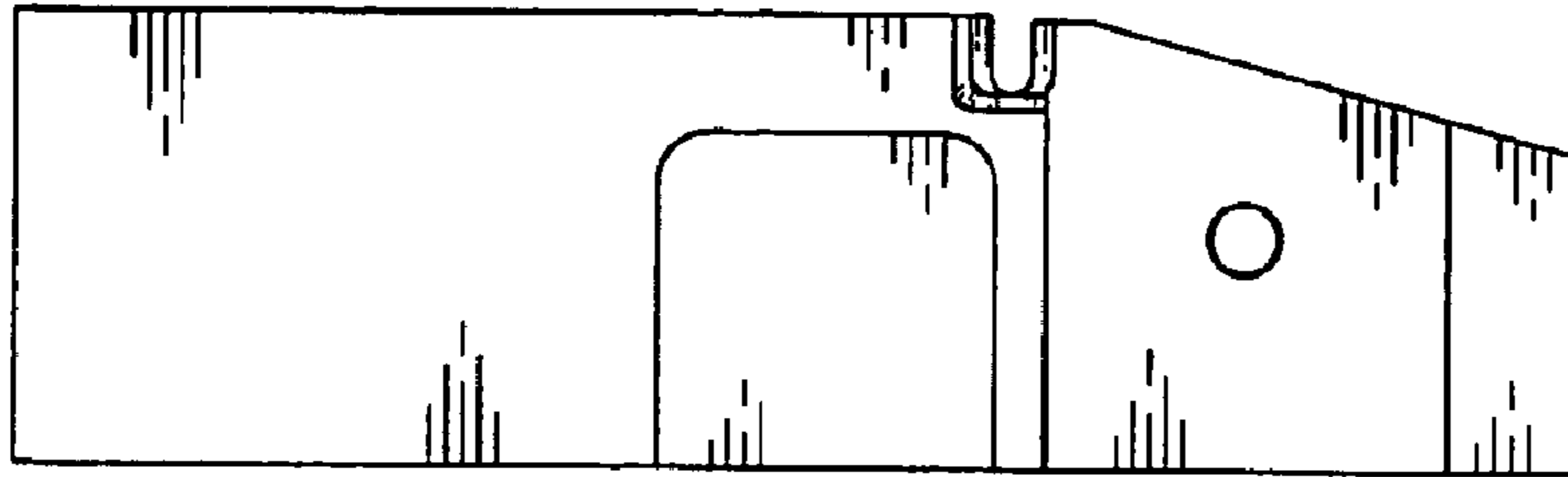
FIG. 7 is a bottom plan view thereof.

**1 Claim, 5 Drawing Sheets**

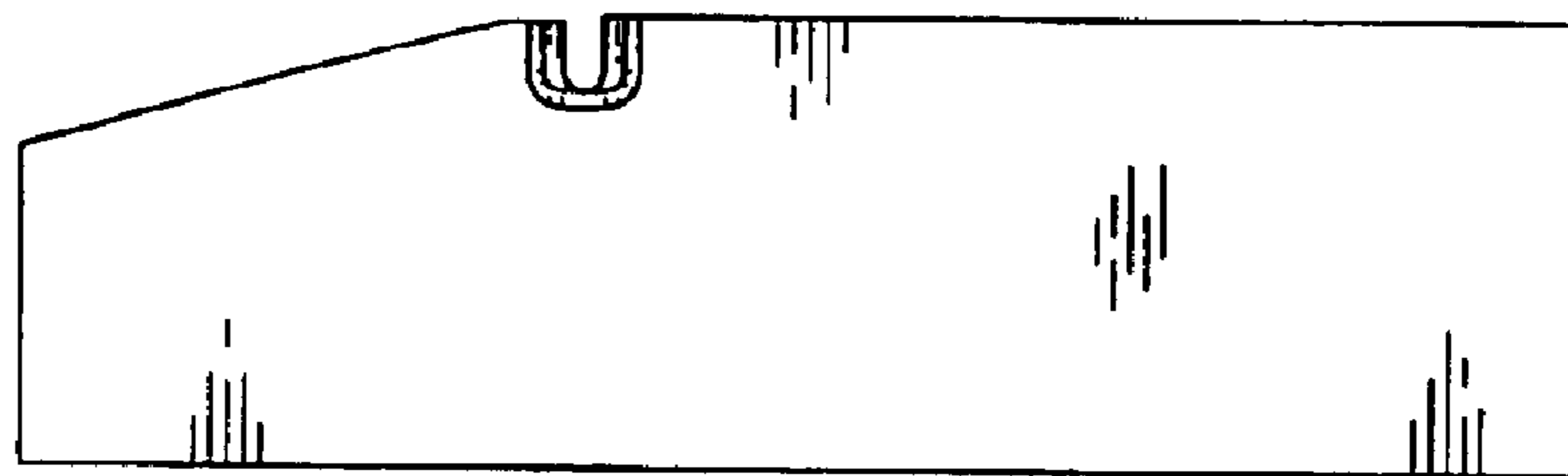





*FIG. 1*




*FIG. 2*



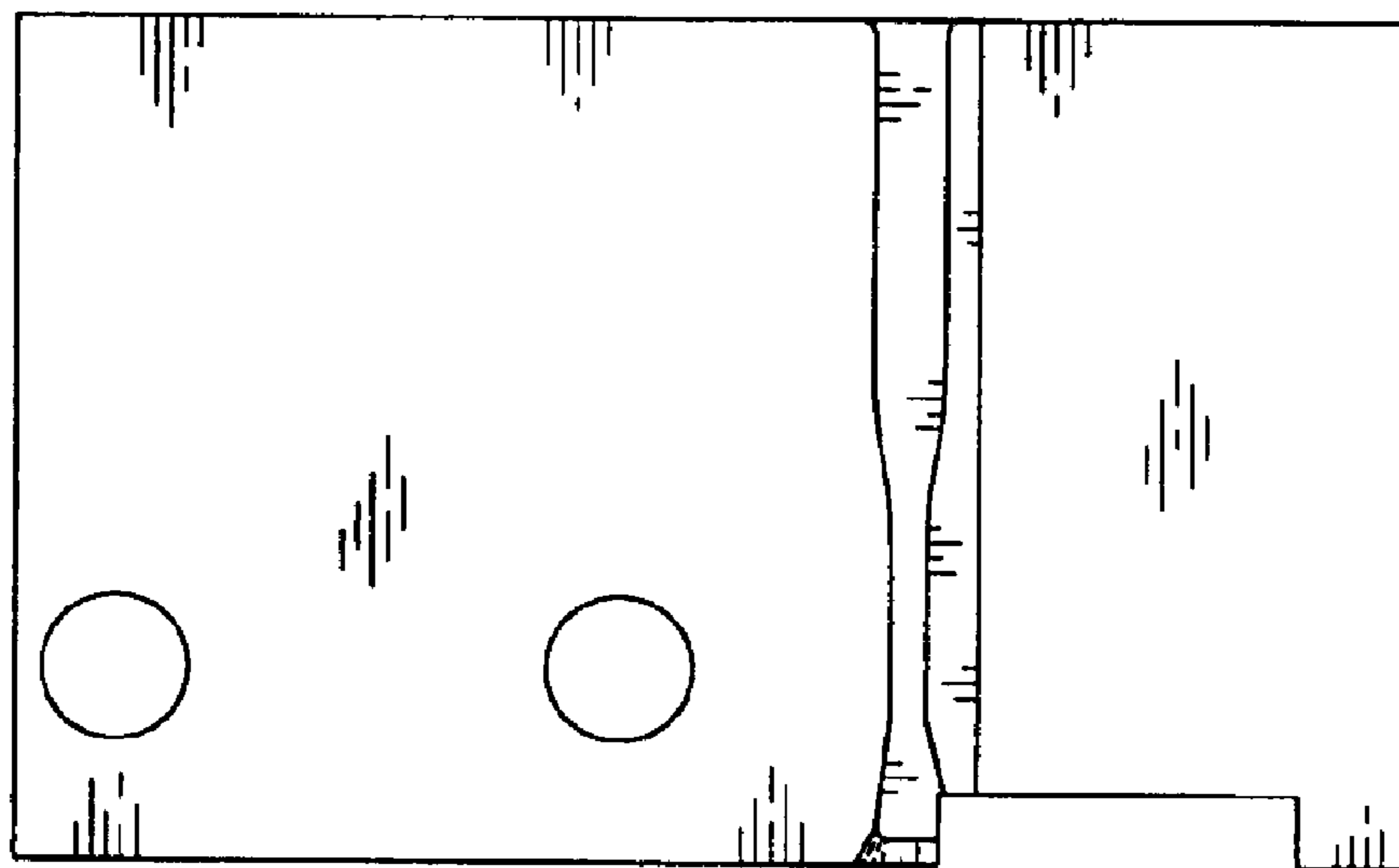
*FIG. 3*



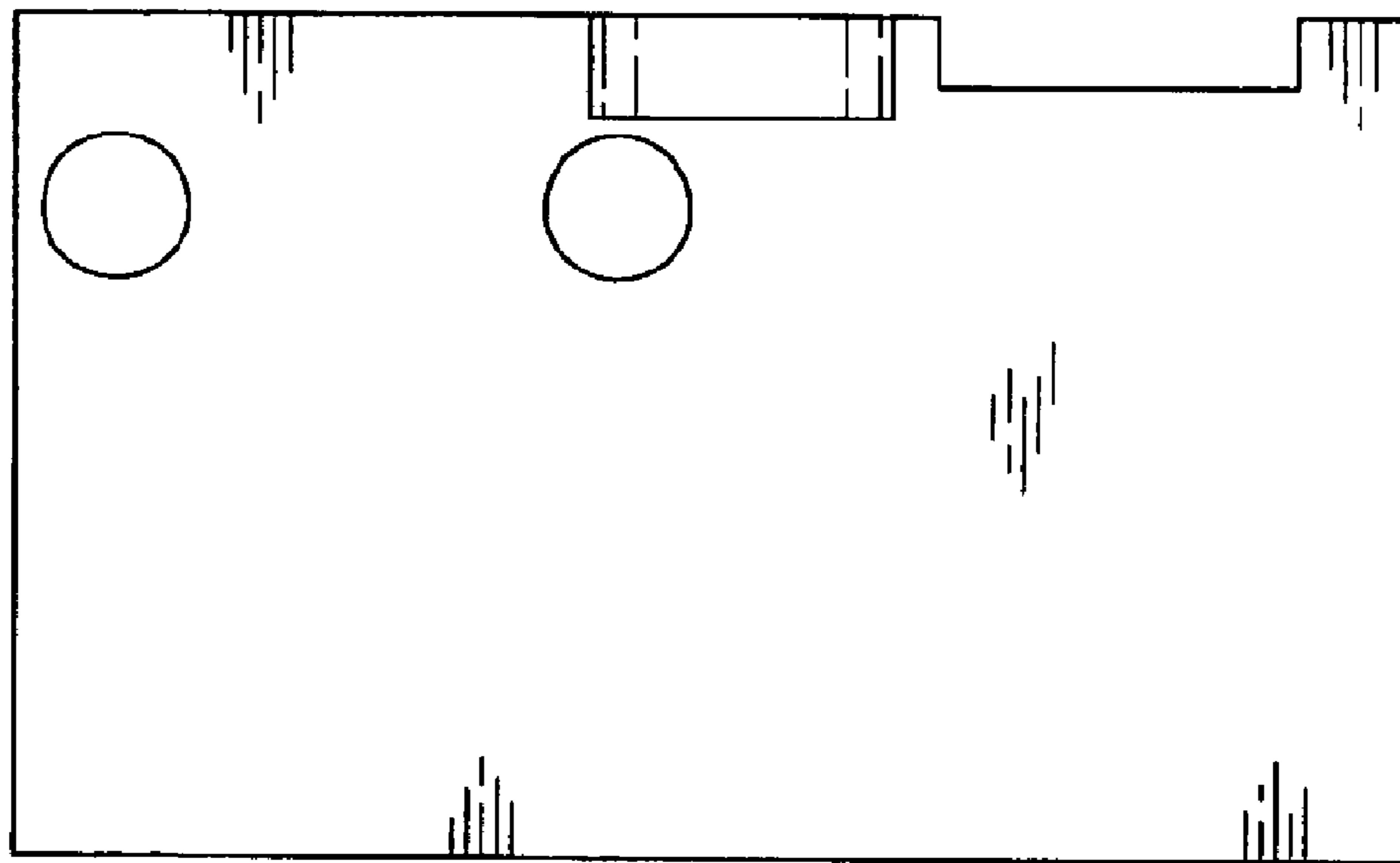
*FIG. 4*



*FIG. 5*



*FIG. 6*



*FIG. 7*