

US00D504432S

(12) **United States Design Patent**
Bang et al.

(10) **Patent No.:** **US D504,432 S**
(45) **Date of Patent:** **** Apr. 26, 2005**

(54) **COMPACT DISK**

(75) Inventors: **Yong-seok Bang**, Seoul (KR);
Seong-kyoon Bae, Yongin (KR);
Young-ju Yeo, Seoul (KR); **Ji-hyun**
You, Seongname (KR)

(73) Assignee: **Samsung Electronics Co., Ltd.** (KR)

(**) Term: **14 Years**

(21) Appl. No.: **29/193,916**

(22) Filed: **Nov. 17, 2003**

(51) **LOC (7) Cl.** **14-02**

(52) **U.S. Cl.** **D14/435; D14/480**

(58) **Field of Search** D14/432, 435,
D14/478-480; D21/332, 333; 360/132,
133, 60, 129, 97.01-99.12; 206/307, 312,
308.1, 308.2, 308.3; 463/44, 47, 29; 369/291,
273, 77.2

(56) **References Cited**

U.S. PATENT DOCUMENTS

D231,470 S	*	4/1974	Klepa et al.	D14/479
5,671,109 A	*	9/1997	Sumner et al.	360/133
D412,165 S	*	7/1999	Niitsu	D14/435
6,205,116 B1	*	3/2001	Hashimoto	720/741
6,217,907 B1	*	4/2001	Hunter et al.	424/489
6,274,844 B1	*	8/2001	Beuch et al.	219/121.64
6,298,034 B1	*	10/2001	Hashimoto	720/740
D450,053 S	*	11/2001	Bush et al.	D14/435

D451,099 S	*	11/2001	Lee	D14/435
D474,184 S	*	5/2003	Taniguchi et al.	D14/435
D475,059 S	*	5/2003	Niitsu	D14/478
6,590,858 B1	*	7/2003	Inoue	720/742

* cited by examiner

Primary Examiner—Prabhakar Deshmukh

(74) *Attorney, Agent, or Firm*—Irving Keschner

(57) **CLAIM**

The ornamental design for compact disk, as shown.

DESCRIPTION

FIG. 1 is a perspective view of the ornamental design of the present invention;

FIG. 2 is a front elevational view of the ornamental design of the present invention;

FIG. 3 is a rear elevational view of the ornamental design of the present invention;

FIG. 4 is a left side elevational view of the ornamental design of the present invention;

FIG. 5 is a right side elevational view of the ornamental design of the present invention;

FIG. 6 is a top plan view of the ornamental design of the present invention;

FIG. 7 is a bottom view of the ornamental design of the present invention; and,

FIG. 8 is a perspective view of the ornamental design of the present invention with the disk in the open position.

1 Claim, 4 Drawing Sheets

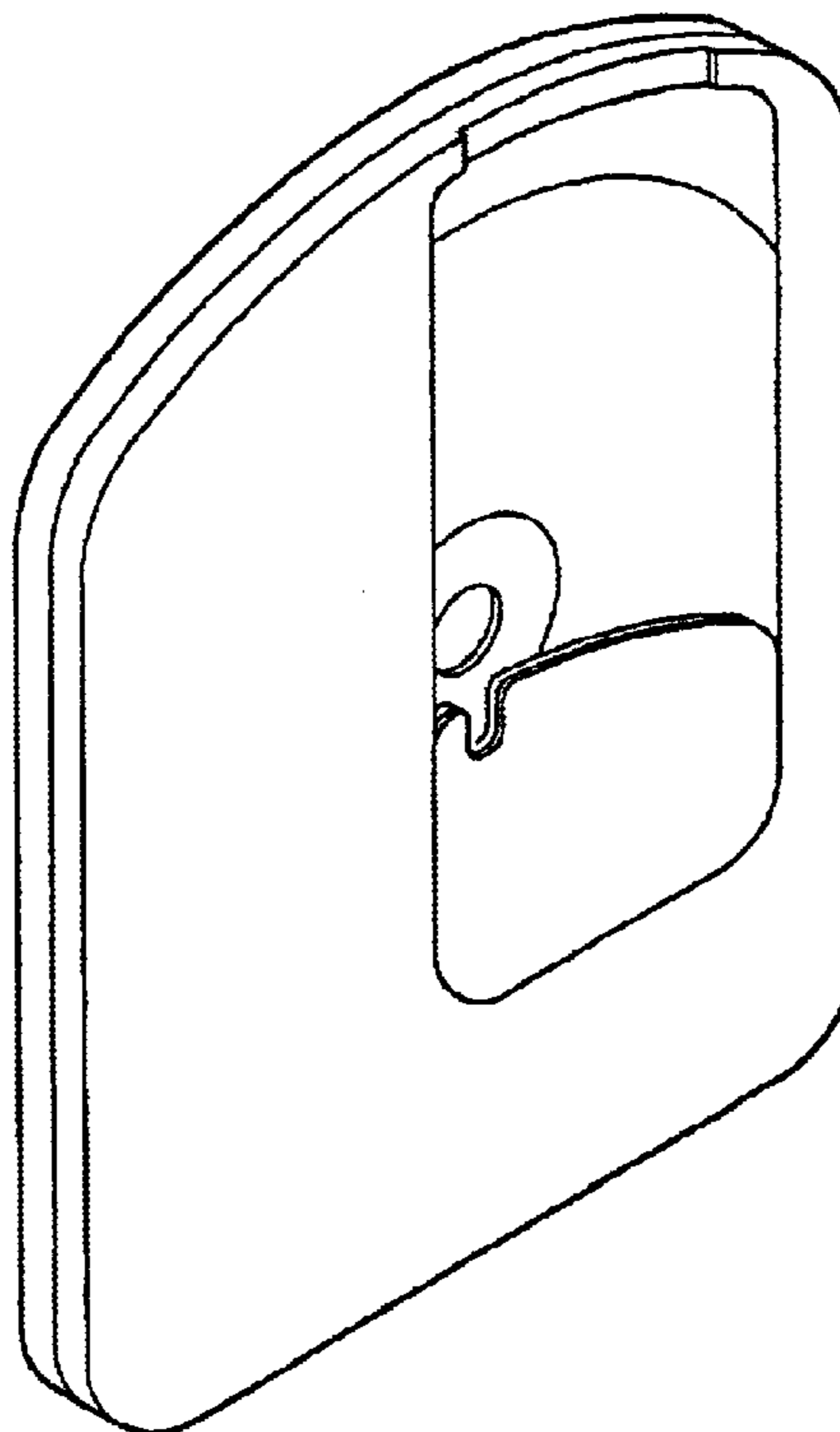


FIG. 1

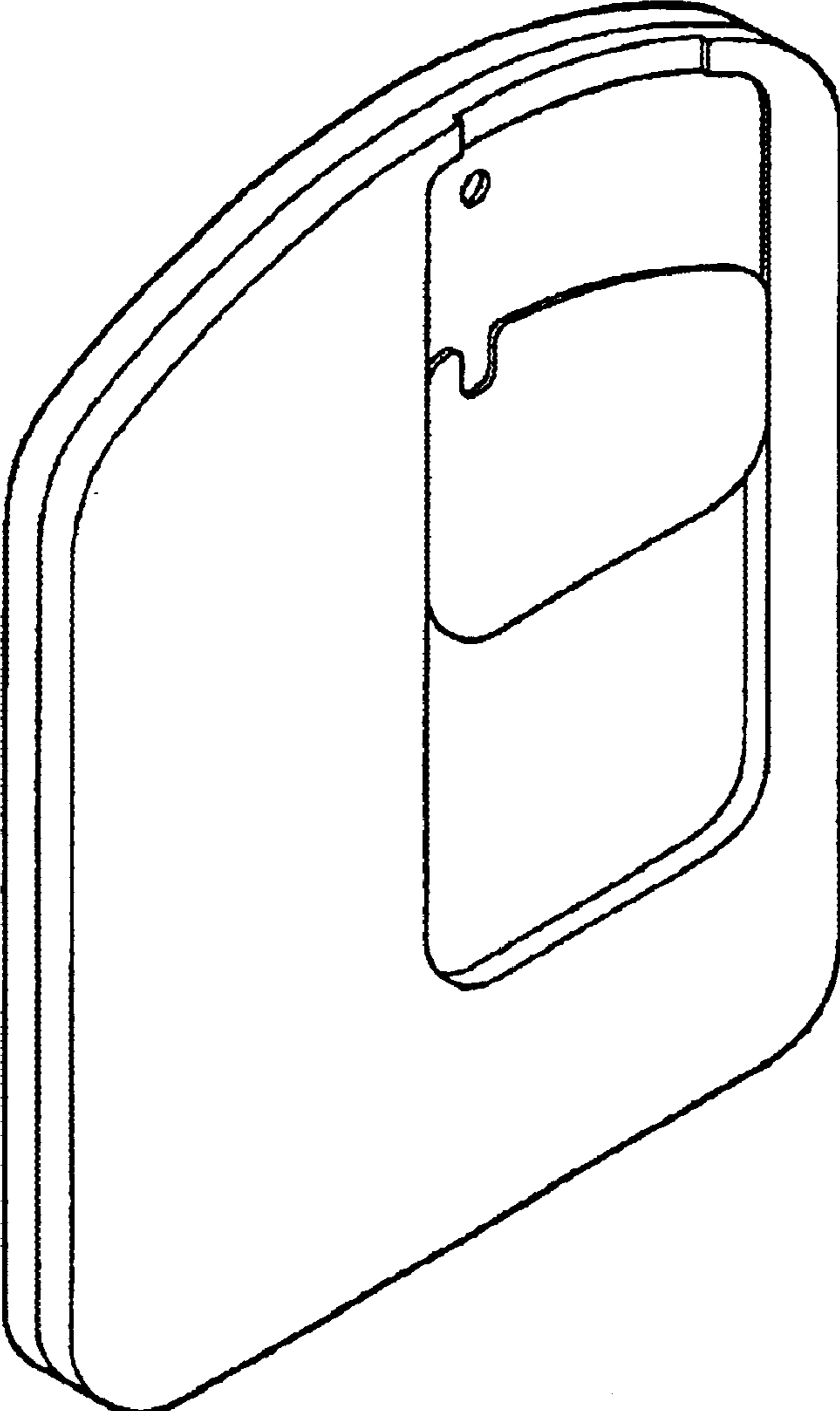


FIG. 2

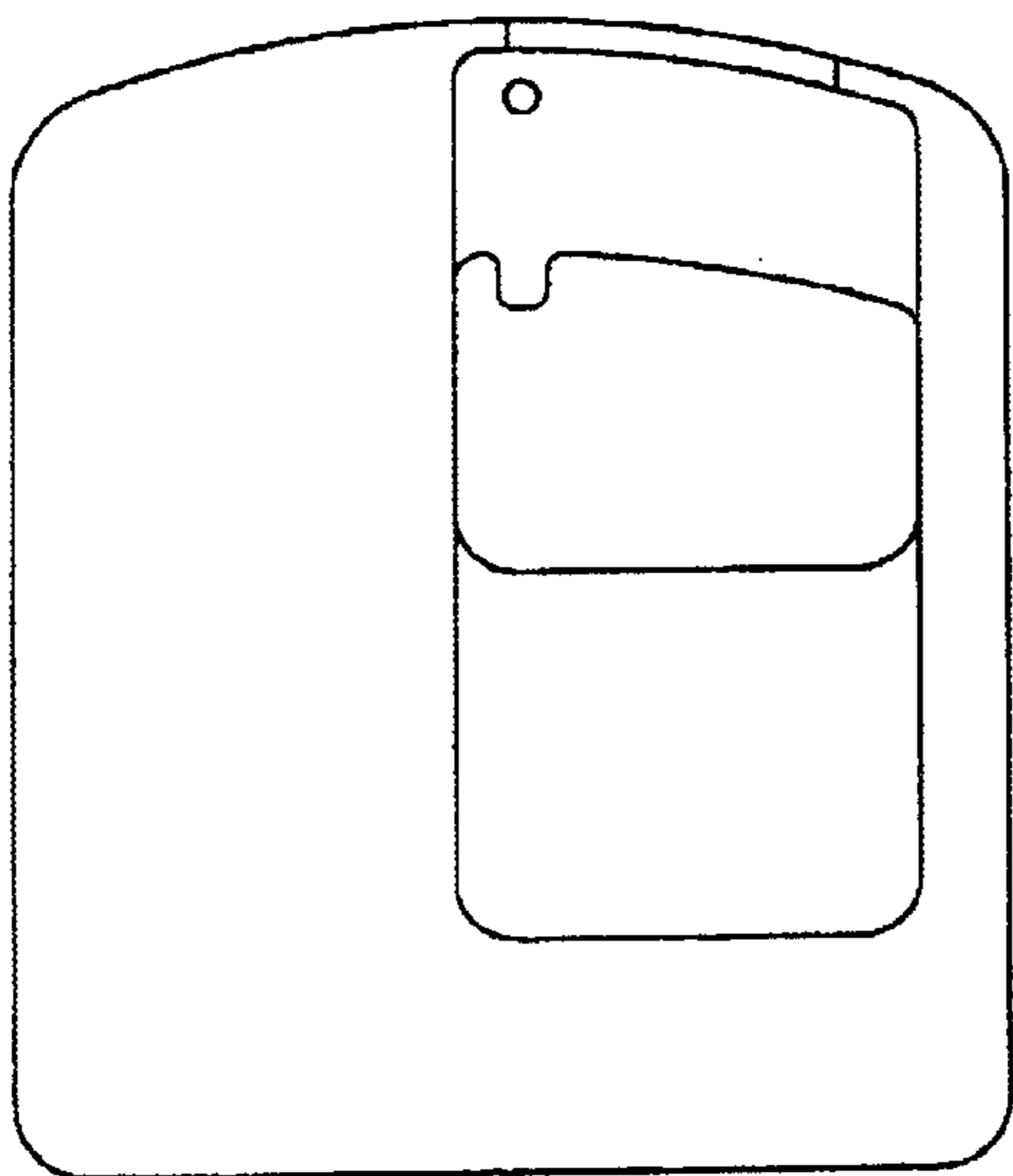


FIG. 3




FIG. 4




FIG. 5



FIG. 6

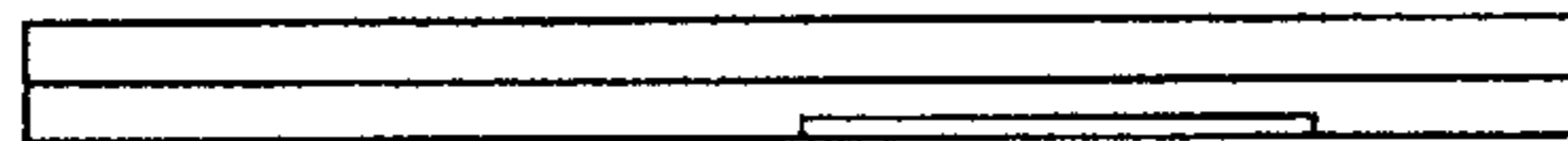


FIG. 7



FIG. 8

