

US00D504422S

(12) **United States Design Patent** (10) **Patent No.:** **US D504,422 S**
Lee et al. (45) **Date of Patent:** **** Apr. 26, 2005**

(54) **KEY BUTTON ARRANGEMENT FOR A HANDSET**

(75) Inventors: **Kelley Ann Lee**, Pasadena, CA (US);
Andrew Gartrell, Tarzana, CA (US)

(73) Assignee: **Nokia Corporation**, Espoo (FI)

(**) Term: **14 Years**

(21) Appl. No.: **29/188,743**

(22) Filed: **Aug. 25, 2003**

(51) **LOC (7) Cl.** **14-03**

(52) **U.S. Cl.** **D14/247**

(58) **Field of Search** D14/137, 138,
D14/218, 147-148, 191, 156, 197, 496,
247-249, 429, 453, 455-456, 144, 399,
426, 387, 192, 341-347, 244, 246, 338-340;
379/433.01-433.13, 419, 434, 428.01-428.04,
420.01-420.04, 440, 368-370; D10/65,
78, 37, 126; 455/550.1-90.3; D21/517,
329, 331, 333; D13/168; D18/2, 7; 345/168,
169

(56) **References Cited**

U.S. PATENT DOCUMENTS

- D394,433 S * 5/1998 Lindeman et al. D14/138
- D402,980 S * 12/1998 Galletti et al. D14/138
- D402,981 S * 12/1998 Galletti et al. D14/138
- D409,204 S * 5/1999 Vuolteenaho D14/247
- D416,024 S * 11/1999 Johansson et al. D14/247
- D420,677 S * 2/2000 Kolinen D14/247
- D421,611 S * 3/2000 Nuovo D14/248
- D421,992 S * 3/2000 Phillips et al. D14/247
- D422,596 S * 4/2000 Nakahara et al. D14/247
- D425,904 S * 5/2000 Frye et al. D14/247
- D431,603 S * 10/2000 Nagata et al. D21/329
- D432,529 S * 10/2000 Kolinen D14/247
- D440,970 S * 4/2001 Henderson et al. D14/399
- D441,745 S * 5/2001 Yabusaki D14/247
- D446,509 S * 8/2001 Chiu D14/138
- D446,822 S * 8/2001 Kenji D21/329
- D447,475 S * 9/2001 Arbisi et al. D14/247

- D448,358 S * 9/2001 Tickle et al. D14/218
- D455,737 S * 4/2002 Salmi et al. D14/247
- D455,738 S * 4/2002 Kolinen D14/247
- D457,883 S * 5/2002 Sugioka et al. D14/342
- D459,328 S * 6/2002 Kurimoto D14/138
- D469,367 S * 1/2003 Mirabelli et al. D10/65
- D469,757 S * 2/2003 Majanen D14/247
- D470,134 S * 2/2003 Majanen D14/247
- D471,184 S * 3/2003 Dalby et al. D14/247
- D471,901 S * 3/2003 Dalby et al. D14/247
- D476,647 S * 7/2003 Lehtonen D14/247
- D476,983 S * 7/2003 Salmi D14/247
- D480,392 S * 10/2003 Dalby et al. D14/247
- D481,381 S * 10/2003 Toor et al. D14/247
- D484,107 S * 12/2003 Kim D14/138
- D484,861 S * 1/2004 Lee et al. D14/138
- D484,873 S * 1/2004 Salmi D14/247

(Continued)

FOREIGN PATENT DOCUMENTS

WO DM/059367 * 3/2002

Primary Examiner—Jeffrey Asch
(74) *Attorney, Agent, or Firm*—Banner & Witcoff, Ltd.

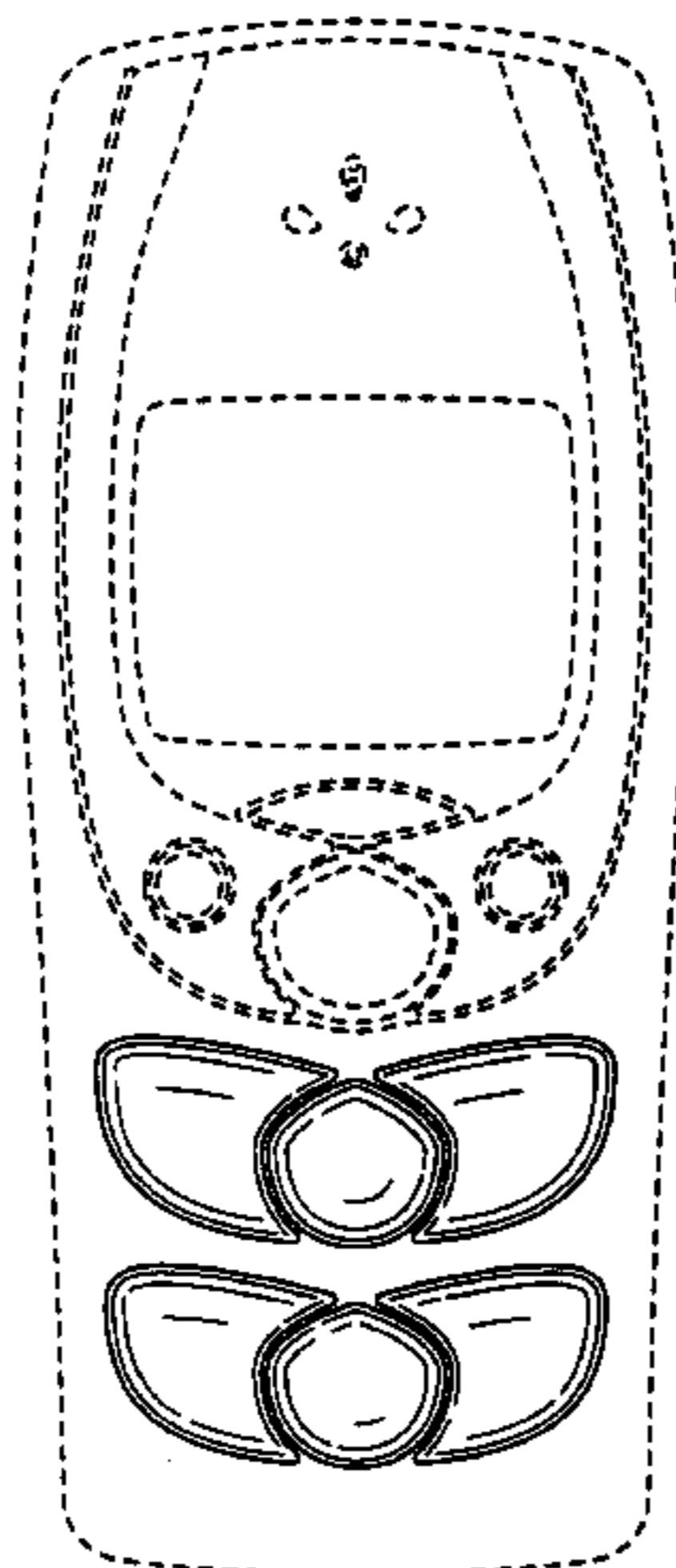
(57) **CLAIM**

The ornamental design for key button arrangement for a handset, as shown and described.

DESCRIPTION

FIG. 1 is a front view of a portion of a key button arrangement for a handset showing my new design;
FIG. 2 is a front perspective view thereof;
FIG. 3 is a front view of a second embodiment of a key button arrangement for a handset showing my new design; and,
FIG. 4 is a front perspective view thereof.
The broken line showing of the remainder of the handset in FIGS. 1-4 is for illustrative purposes only and forms no part of the claimed design.

1 Claim, 2 Drawing Sheets



US D504,422 S

Page 2

U.S. PATENT DOCUMENTS

D485,246 S	*	1/2004	Johansson et al.	D14/138	D494,559 S	*	8/2004	Fuxen	D14/138
D486,799 S	*	2/2004	Shivey et al.	D13/174	D494,950 S	*	8/2004	Keunecke	D14/138
D490,073 S	*	5/2004	Langford	D14/247	D494,951 S		8/2004	Lee et al.	
D490,074 S	*	5/2004	Majanen	D14/247	D495,323 S	*	8/2004	Husgafvel	D14/247
D490,390 S	*	5/2004	Johansson	D14/138	D496,919 S	*	10/2004	Thomsen	D14/138
D490,407 S	*	5/2004	Arbisi	D14/247	2002/0110238 A1	*	8/2002	Kiernan	379/433.07
D492,275 S	*	6/2004	Lin et al.	D14/138	2003/0038787 A1	*	2/2003	Nishiyama	345/169
D492,674 S	*	7/2004	Widiaman et al.	D14/247	2003/0078069 A1	*	4/2003	Lindeman	455/550

* cited by examiner

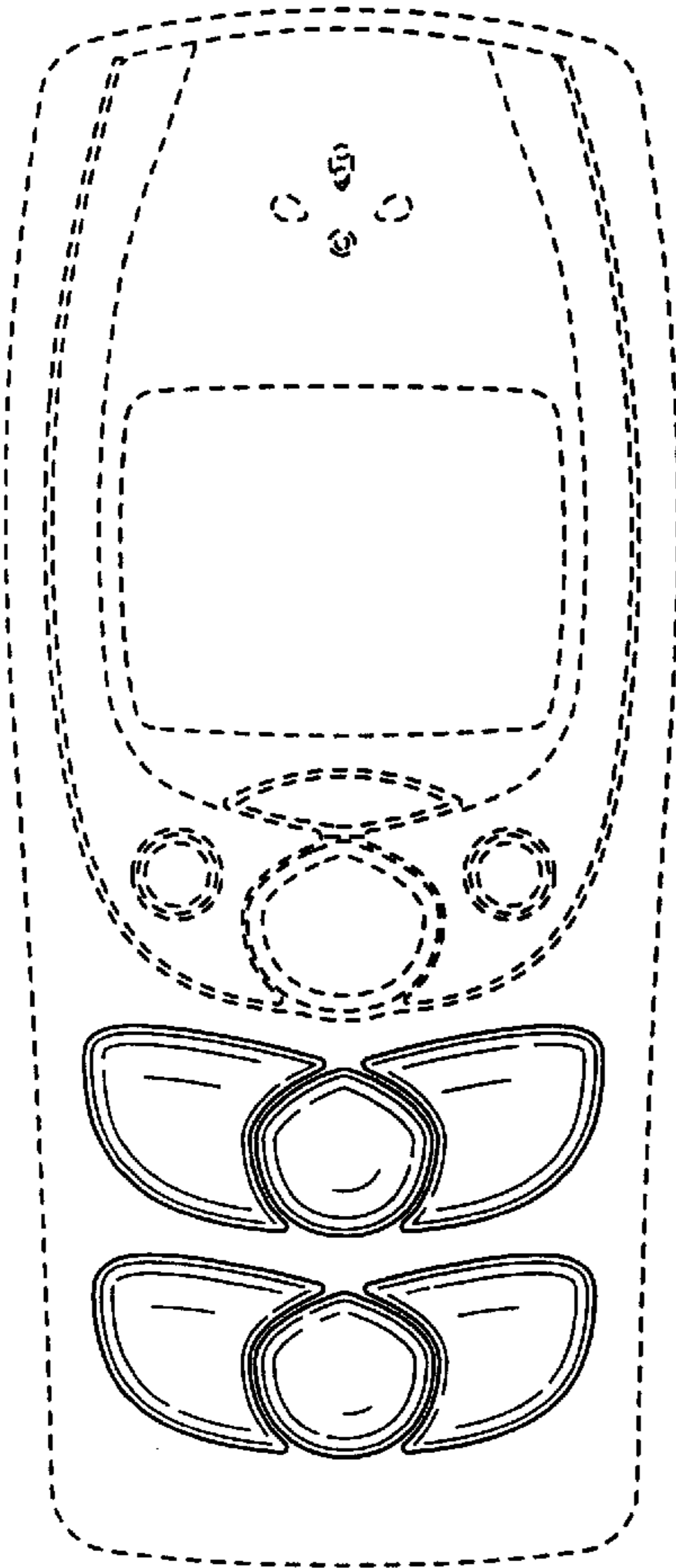


FIG. 1

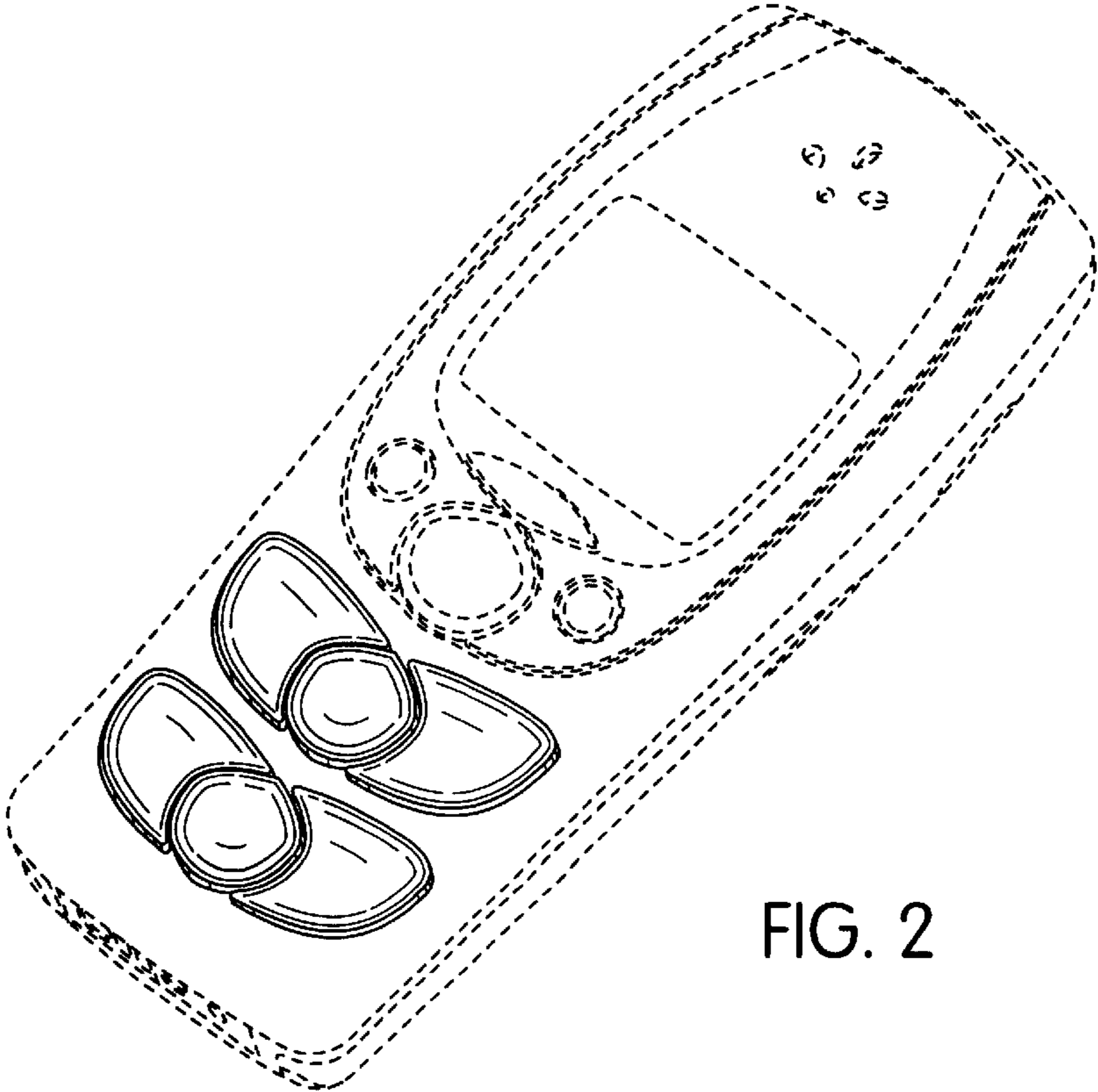


FIG. 2

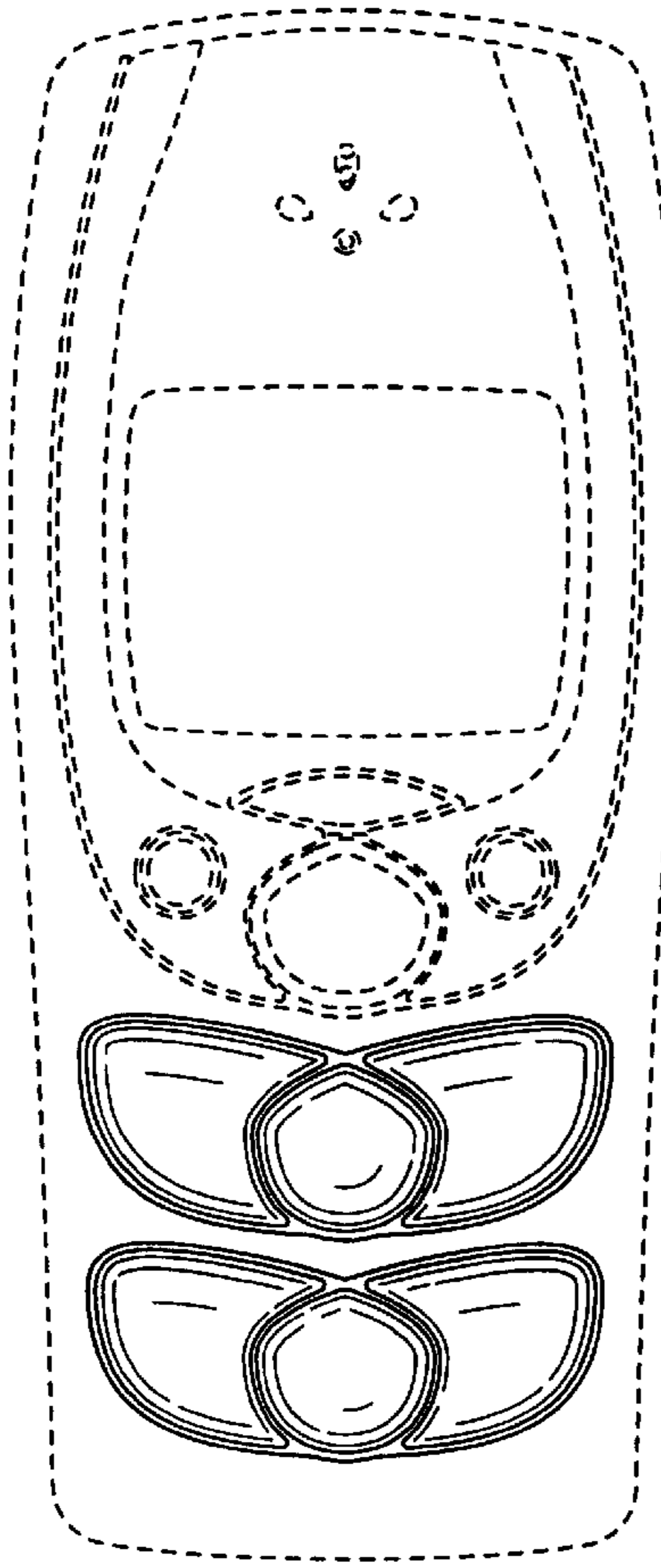


FIG. 3

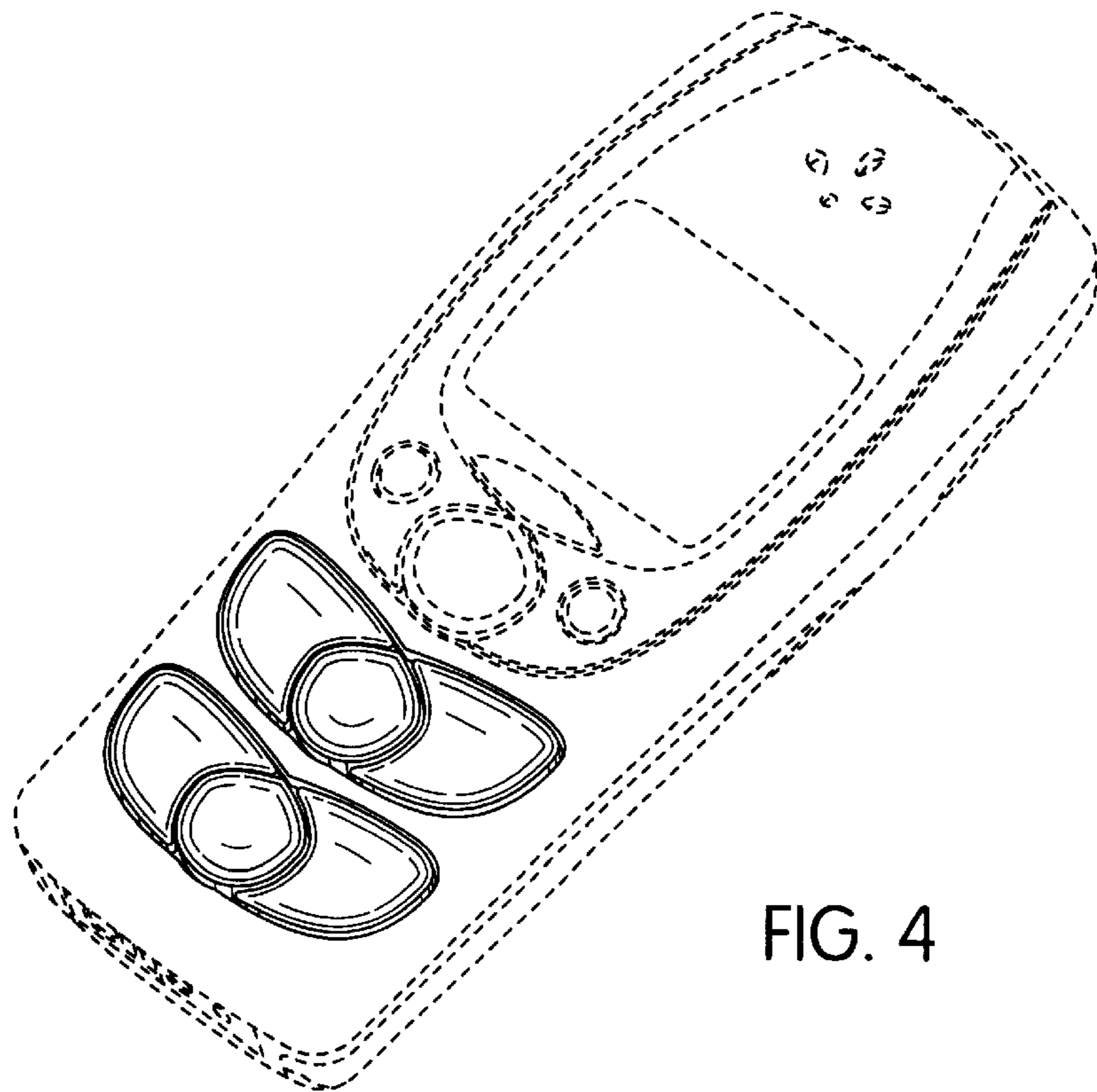


FIG. 4