

US00D504421S

(12) **United States Design Patent**
Nilsen et al.

(10) **Patent No.: US D504,421 S**
(45) **Date of Patent: ** Apr. 26, 2005**

(54) **ACCESSORY FOR A COMMUNICATION DEVICE**

(75) Inventors: **Ryan M. Nilsen**, Pompano, FL (US);
Joseph L. Dvorak, Boca Raton, FL (US)

(73) Assignee: **Motorola, Inc.**, Schaumburg, IL (US)

(**) Term: **14 Years**

(21) Appl. No.: **29/205,327**

(22) Filed: **May 12, 2004**

(51) **LOC (7) Cl.** **14-03**

(52) **U.S. Cl.** **D14/240**

(58) **Field of Search** D14/240, 217,
D14/218, 299, 241-256; 455/151.1-151.4,
152.1, 352-355; D13/168

(56) **References Cited**

U.S. PATENT DOCUMENTS

D355,895 S	*	2/1995	Soren et al.	D14/240
D413,893 S	*	9/1999	Luzbetak et al.	D14/240
D415,769 S	*	10/1999	Waldner	D14/240
D416,263 S	*	11/1999	Kuczyk et al.	D14/240
D435,041 S	*	12/2000	Coker et al.	D14/240
D453,154 S	*	1/2002	Åstradsson	D14/240
D465,215 S	*	11/2002	Hill et al.	D14/240
D478,070 S	*	8/2003	Nagai et al.	D14/240

D484,497 S	*	12/2003	Alviar et al.	D14/240
D486,819 S	*	2/2004	Wilson	D14/240
D492,946 S	*	7/2004	Loiske et al.	D14/240
D496,031 S	*	9/2004	Ma et al.	D14/240
D496,653 S	*	9/2004	Townsend et al.	D14/240

* cited by examiner

Primary Examiner—Charles A. Rademaker

(74) *Attorney, Agent, or Firm*—Design IP

(57) **CLAIM**

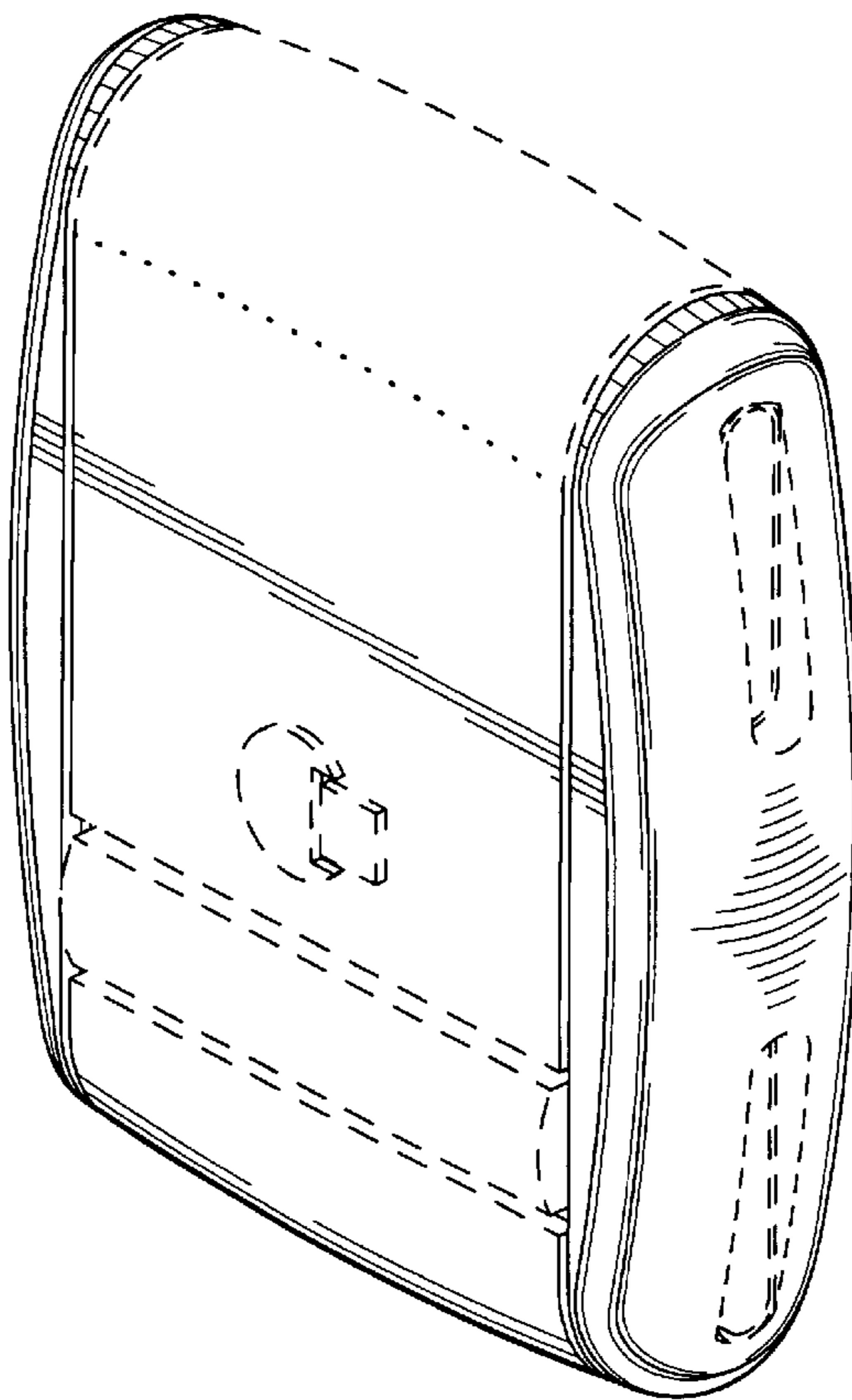
The ornamental design for an accessory for a communication device, as shown and described.

DESCRIPTION

FIG. 1 is front perspective view of an accessory for a communication device showing our new design; FIG. 2 is a front elevation thereof; FIG. 3 is a rear elevation thereof; FIG. 4 is a top plan view thereof; FIG. 5 is a bottom plan view thereof; FIG. 6 is a right side elevation thereof; and, FIG. 7 is a left side elevation thereof.

The broken lines shown in FIGS. 1-7 represent environmental elements and form no part of the claimed design. The dotted line shown in FIGS. 1-2 represents an unclaimed border between claimed and unclaimed subject matter and forms no part of the claimed design.

1 Claim, 3 Drawing Sheets



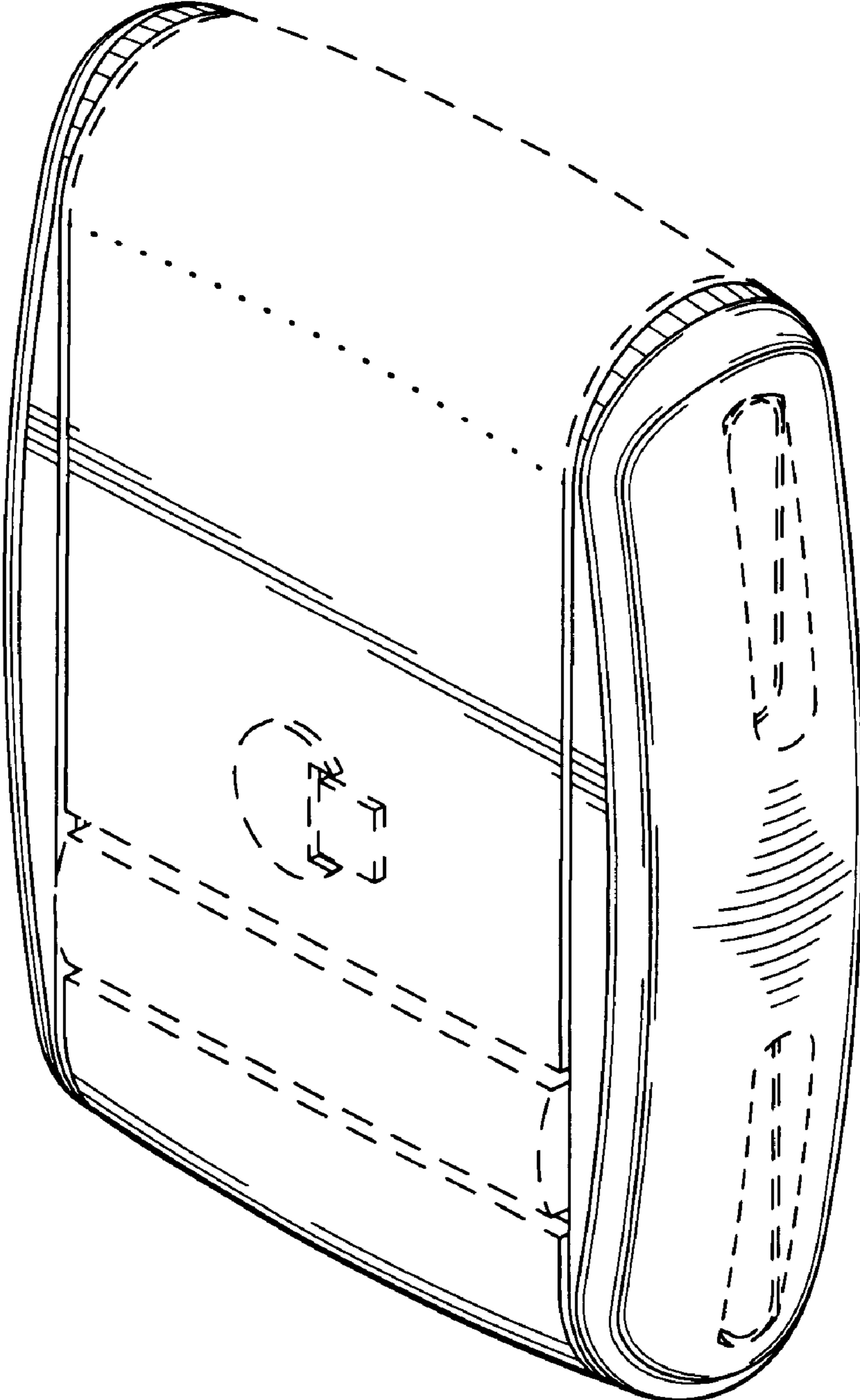


FIG. 1

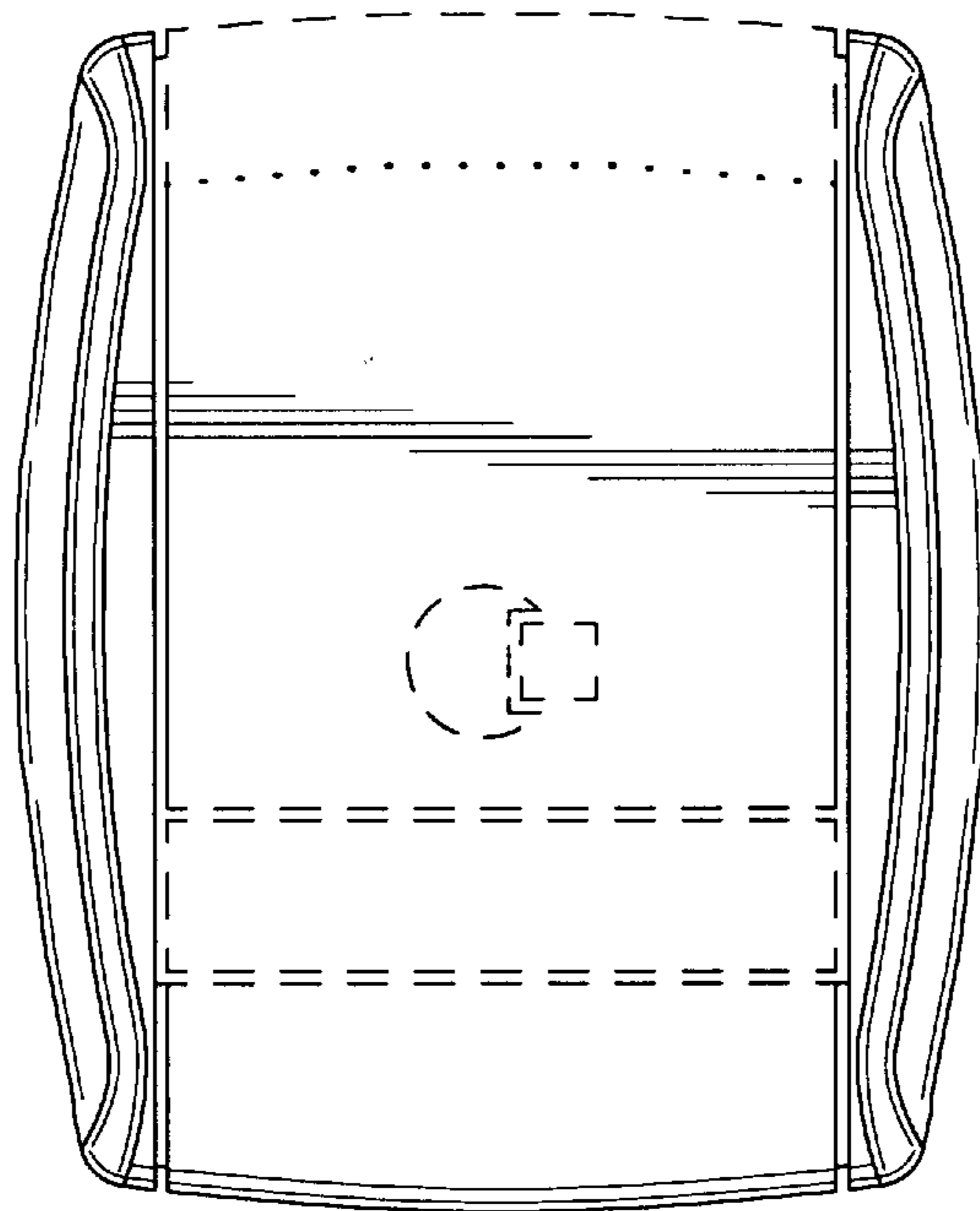
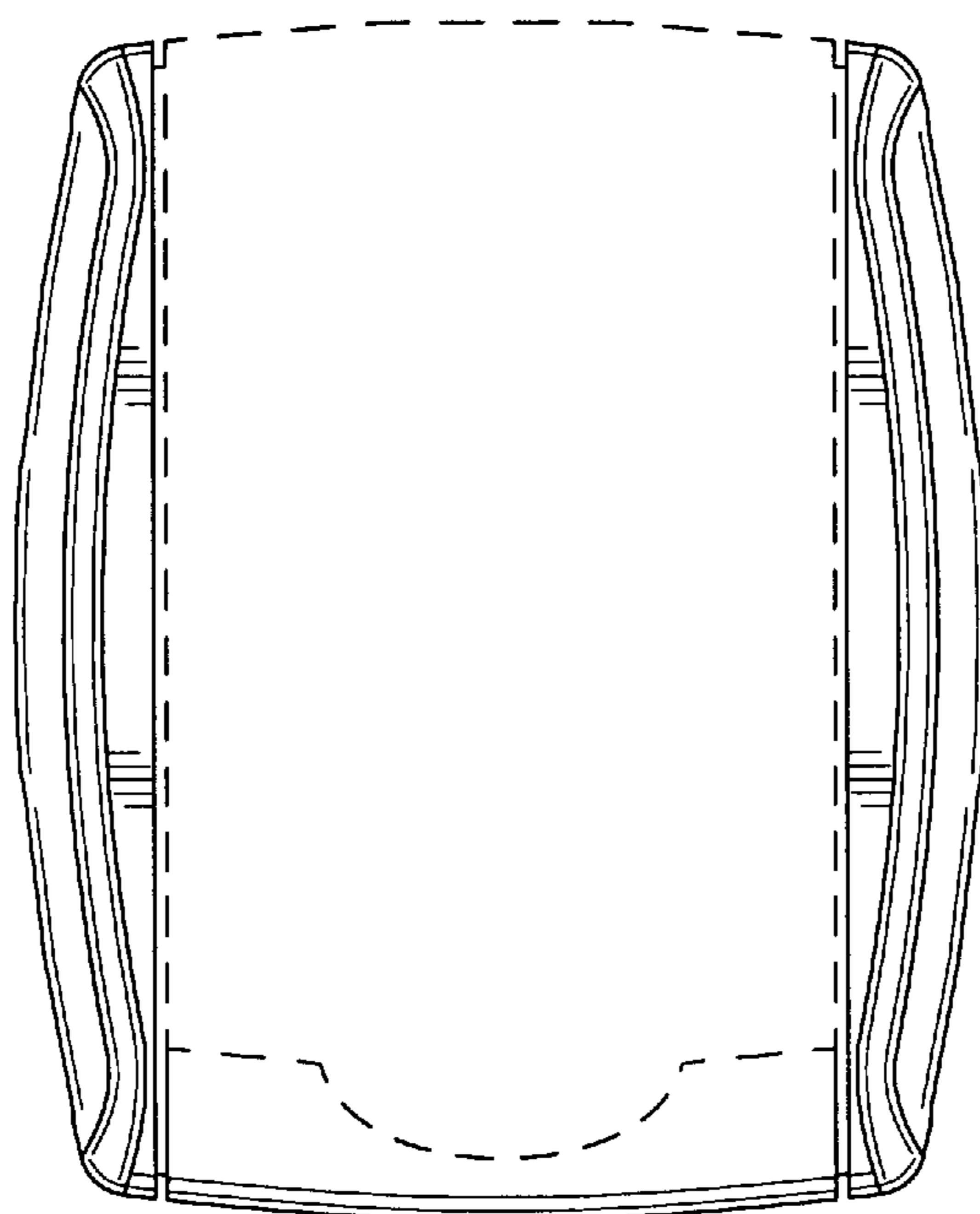


FIG. 2

FIG. 3






FIG. 4



FIG. 5

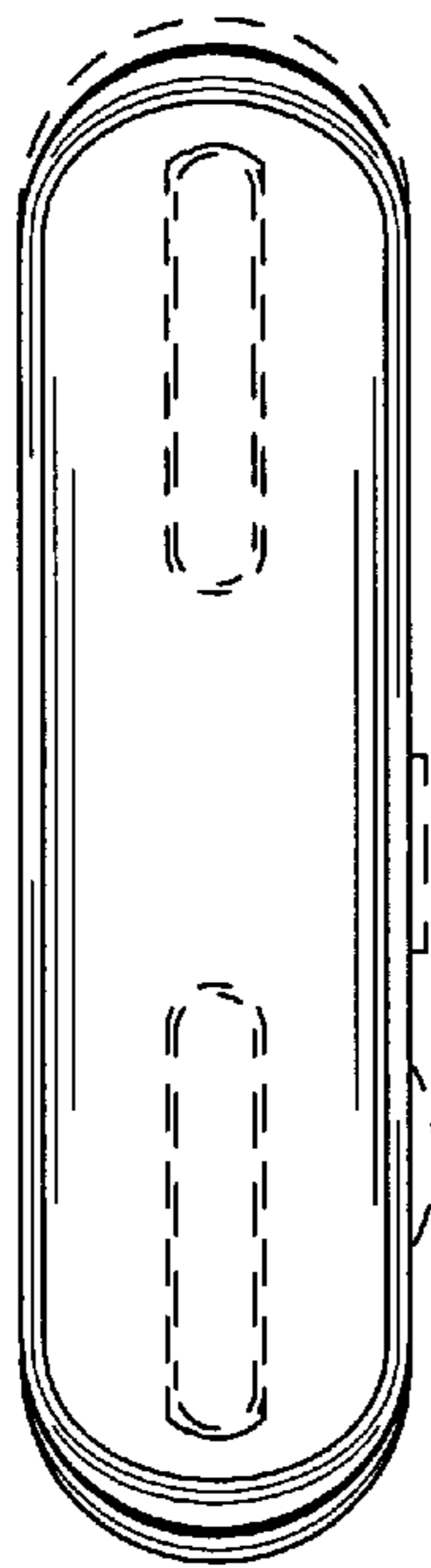


FIG. 6

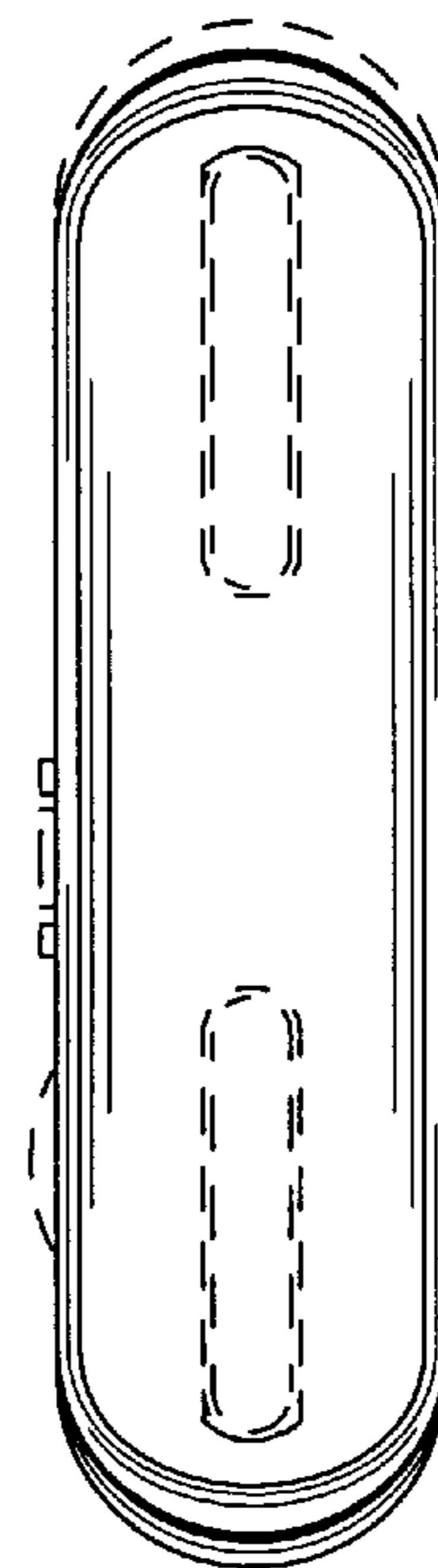


FIG. 7