

US00D504417S

(12) **United States Design Patent**
Reza et al.

(10) **Patent No.:** **US D504,417 S**
(45) **Date of Patent:** **** Apr. 26, 2005**

(54) **REMOTE CONTROL**

D469,542 S * 1/2003 Gerth D24/200
D500,309 S * 12/2004 Borsboom D14/218

(75) Inventors: **Ana Reza**, Sunnyvale, CA (US); **Mark H. Olson**, Sunnyvale, CA (US); **Kyle Naydo**, Sunnyvale, CA (US)

* cited by examiner

(73) Assignee: **Hannspree, Inc.**, Taipei (TW)

Primary Examiner—Louis S. Zarfaz
Assistant Examiner—John Windmuller
(74) *Attorney, Agent, or Firm*—Thomas, Kayden, Horstemeyer & Risley

(**) Term: **14 Years**

(21) Appl. No.: **29/200,634**

(57) **CLAIM**

(22) Filed: **Mar. 1, 2004**

The ornamental design for a remote control, as shown and described.

(30) **Foreign Application Priority Data**

Feb. 19, 2004 (TW) 93300854

DESCRIPTION

(51) **LOC (7) Cl.** **14-03**

(52) **U.S. Cl.** **D14/218**

(58) **Field of Search** D14/174, 217,
D14/218, 137-139, 151, 191-193, 299,
167, 168; D13/168, 162-164; D21/512-517,
566; D10/104, 106; 455/352-355, 151.1-151.4,
128, 347, 90.3; 348/114, 734

FIG. 1 is a front perspective view thereof;
FIG. 2 is a front elevational view thereof;
FIG. 3 is a rear elevational view thereof;
FIG. 4 is a left side elevational view thereof;
FIG. 5 is a right side elevational view thereof;
FIG. 6 is a top plane view thereof; and,
FIG. 7 is a bottom plane view thereof.

(56) **References Cited**

U.S. PATENT DOCUMENTS

D469,184 S * 1/2003 Gerth et al. D24/200

1 Claim, 7 Drawing Sheets



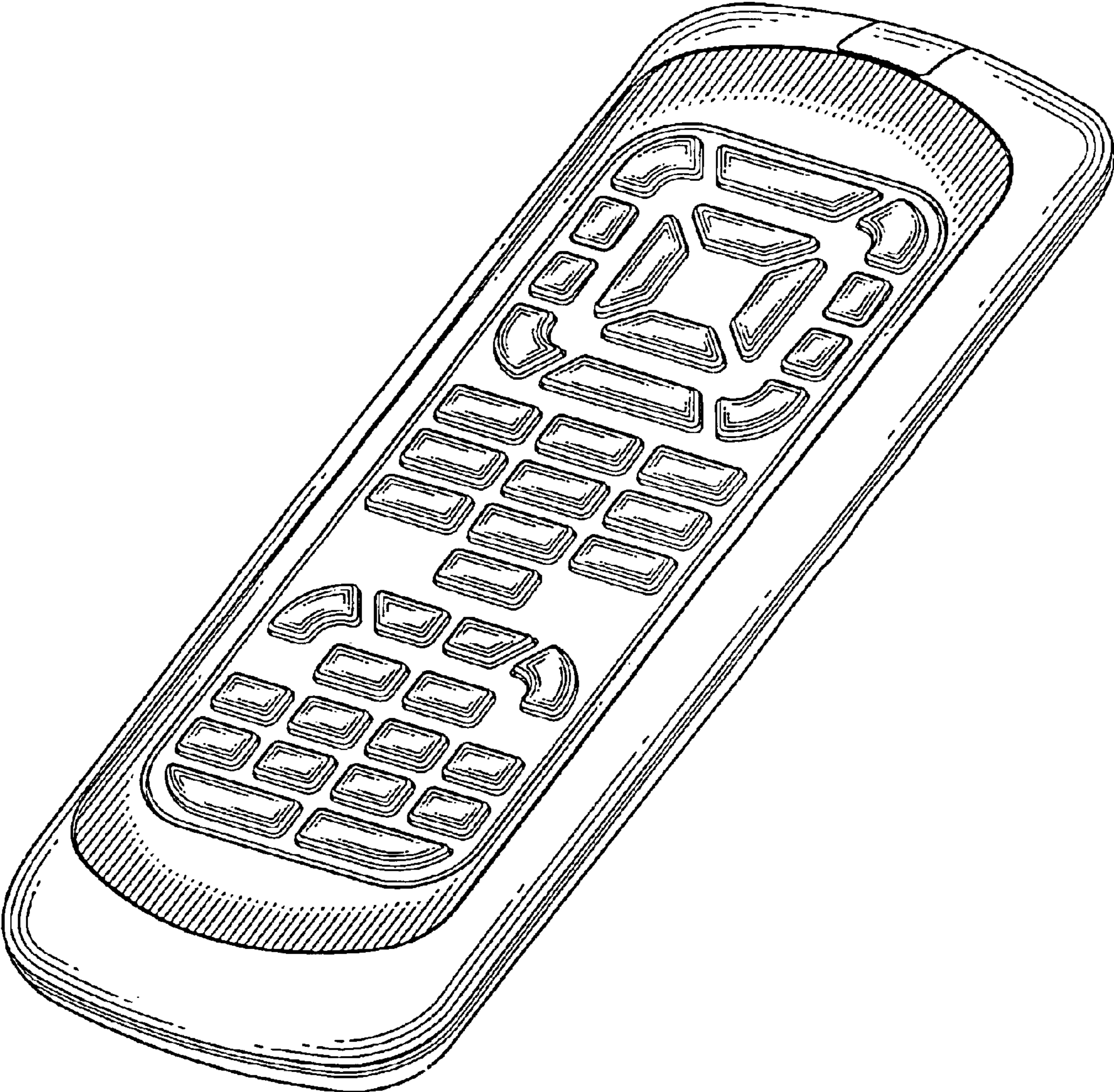


FIG. 1

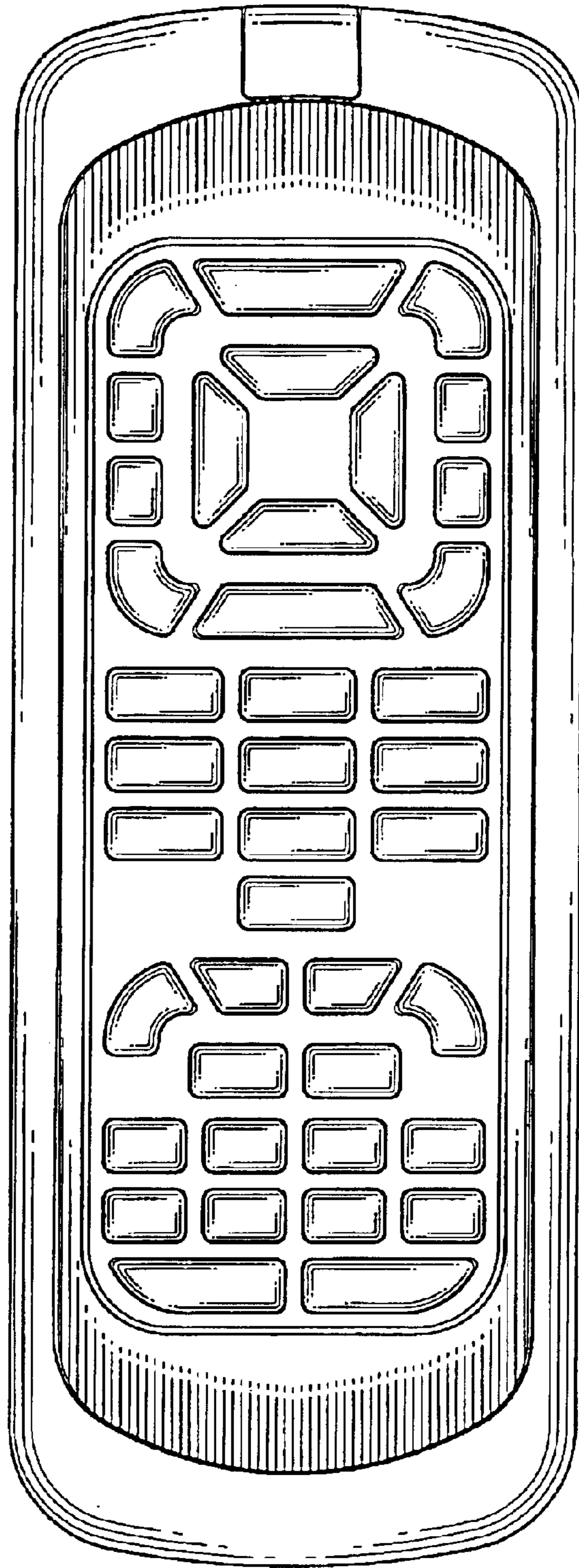


FIG. 2

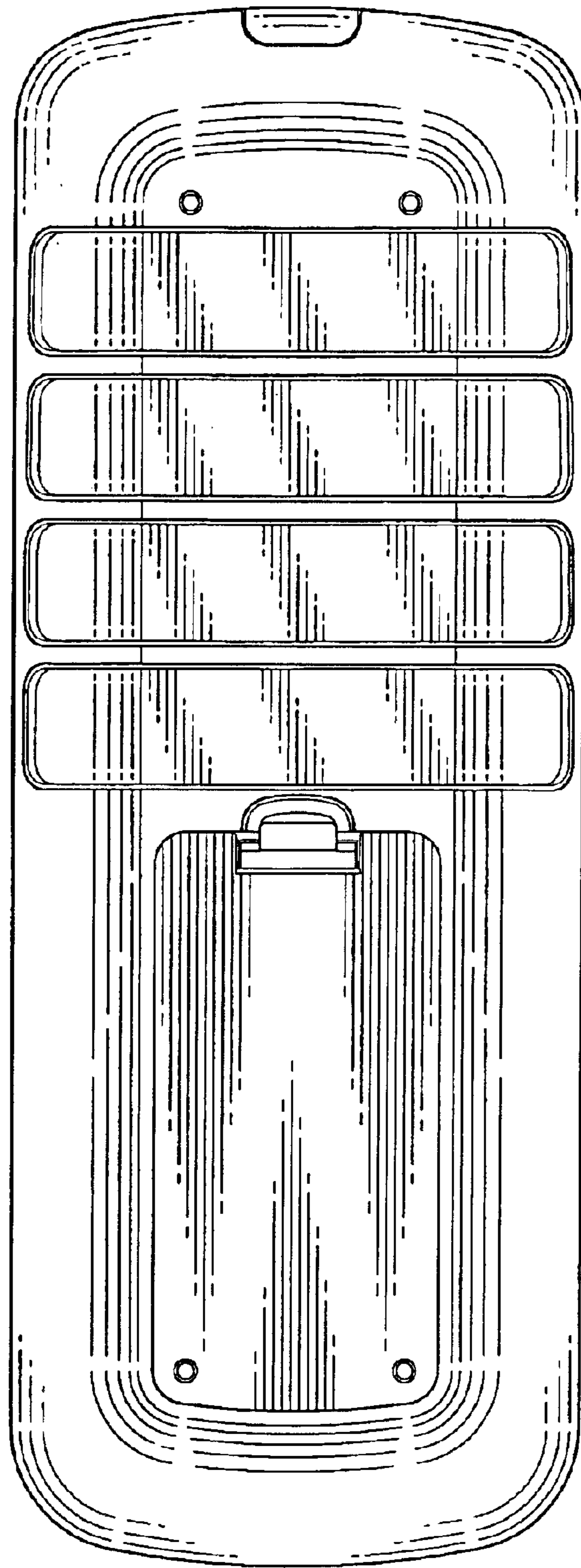


FIG. 3

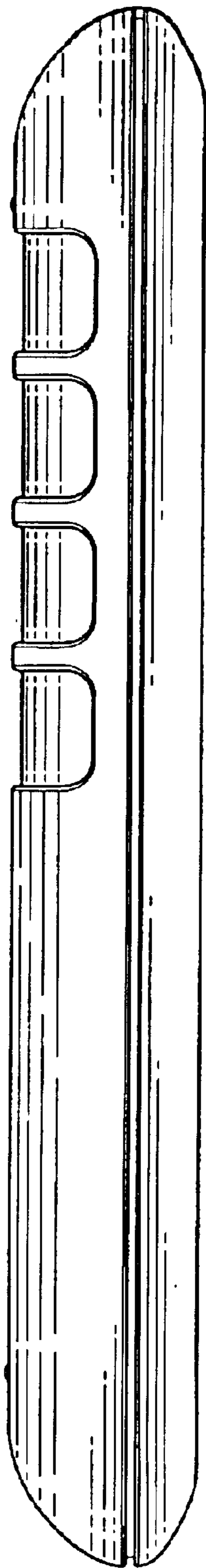


FIG. 4

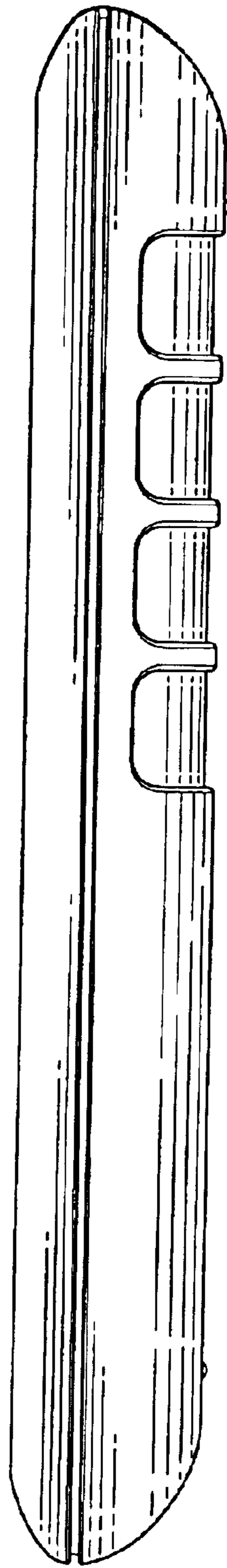


FIG. 5




FIG. 6




FIG. 7