

US00D504409S

(12) **United States Design Patent**
Kim

(10) **Patent No.:** **US D504,409 S**

(45) **Date of Patent:** **** Apr. 26, 2005**

(54) **MP3 PLAYER**

(75) **Inventor:** **Goang Tae Kim**, Seoul (KR)

(73) **Assignee:** **Bluetek Co., Ltd.**, Gyeonggi-do (KR)

(**) **Term:** **14 Years**

(21) **Appl. No.:** **29/207,239**

(22) **Filed:** **Jun. 10, 2004**

(30) **Foreign Application Priority Data**

Mar. 8, 2004 (KR) 30-2004-0006419

(51) **LOC (7) Cl.** **14-01**

(52) **U.S. Cl.** **D14/156; D14/496**

(58) **Field of Search** D14/135, 136,
D14/156, 157, 167, 168, 192, 496; 369/75.1,
75.2, 77.1, 77.2; 455/344-351; D21/333,
332; 273/148 B; 463/43-47

(56) **References Cited**

U.S. PATENT DOCUMENTS

D452,250 S	*	12/2001	Chan	D14/496
D464,941 S	*	10/2002	Latto et al.	D14/156
D478,888 S	*	8/2003	Ng	D14/156
D479,712 S	*	9/2003	Ng	D14/156
D490,068 S	*	5/2004	Chen	D14/156
D491,911 S	*	6/2004	Jung	D14/156

D493,779 S	*	8/2004	Lee	D14/156
6,769,603 B1	*	8/2004	Nagai et al.	235/375
6,791,907 B1	*	9/2004	Berhan	369/7
6,795,318 B1	*	9/2004	Haas et al.	361/729
6,795,381 B1	*	9/2004	Ando et al.	369/30.03
D497,606 S	*	10/2004	Yang	D14/156

* cited by examiner

Primary Examiner—Prabhakar Deshmukh

(74) *Attorney, Agent, or Firm*—Alston & Bird LLP

(57) **CLAIM**

The ornamental design for an MP3 player, as shown and described.

DESCRIPTION

FIG. 1 is a perspective view of an MP3 player showing my new design;

FIG. 2 is a front elevational view thereof;

FIG. 3 is a rear elevational view thereof;

FIG. 4 is a left side elevational view thereof;

FIG. 5 is a right side elevational view thereof;

FIG. 6 is a top plan view thereof; and,

FIG. 7 is a bottom plan view thereof.

The surface(s) or portion(s) of the article not shown in the drawing or described in the specification form(s) no part of the claimed design.

1 Claim, 6 Drawing Sheets

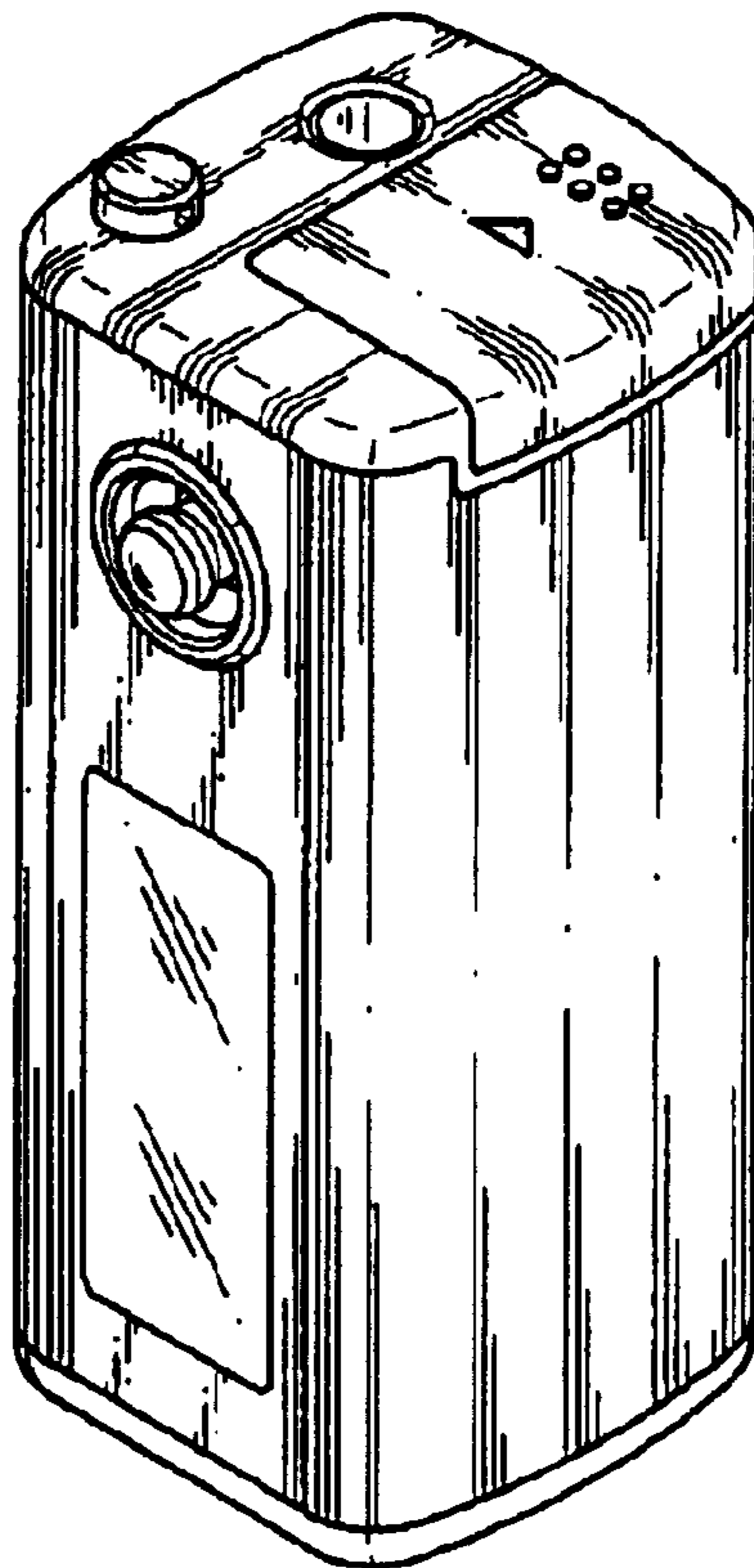


FIG. 1

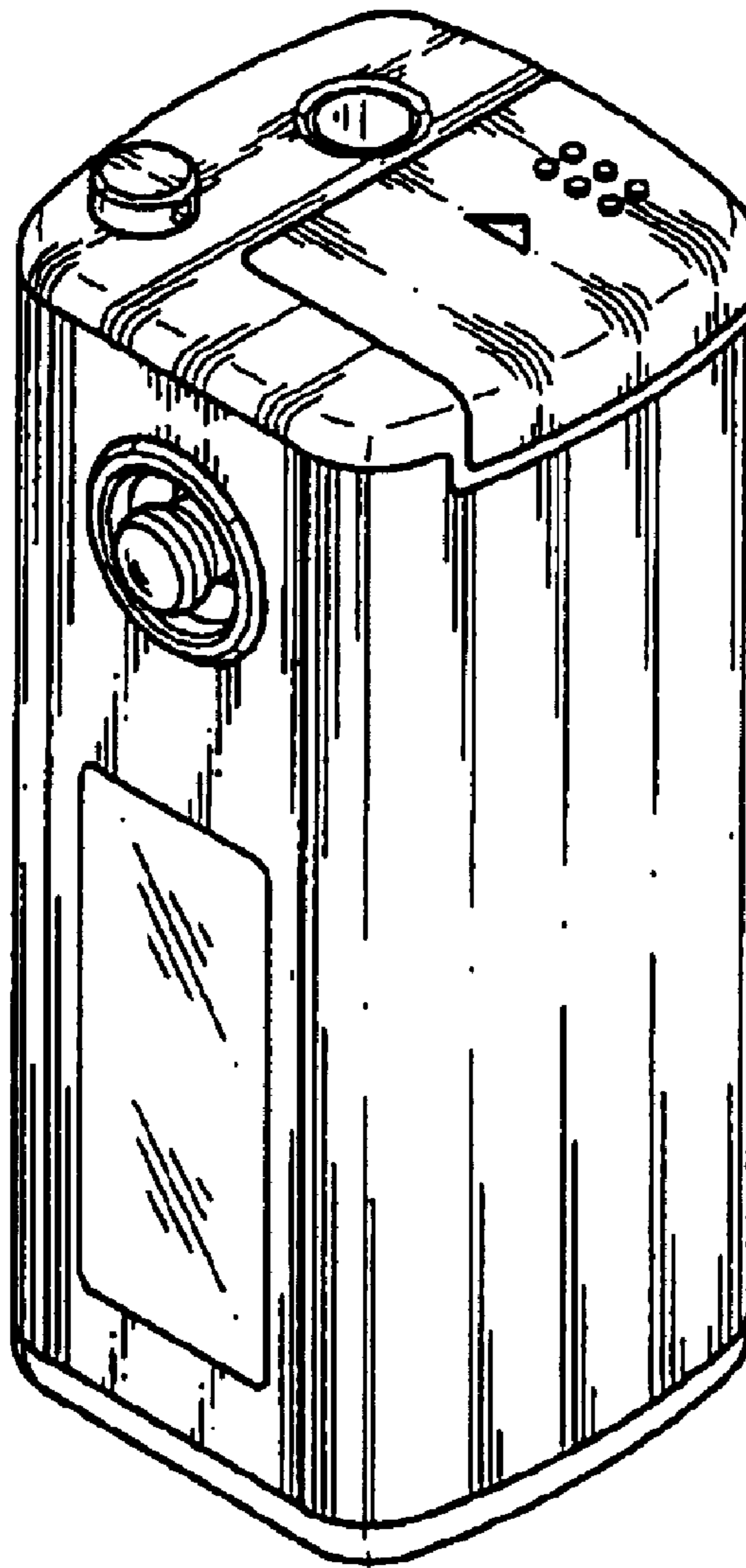


FIG.2




FIG. 3




FIG.4

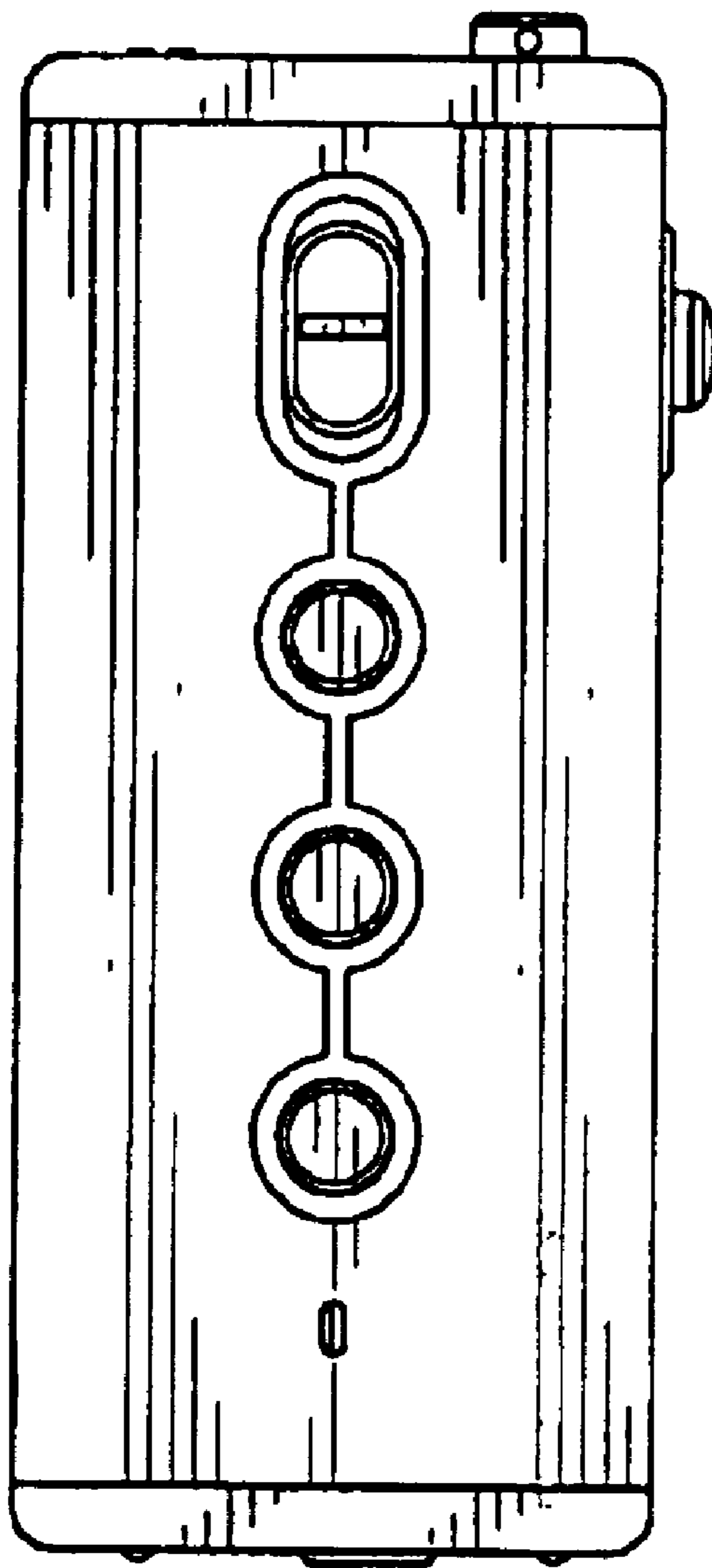


FIG.5

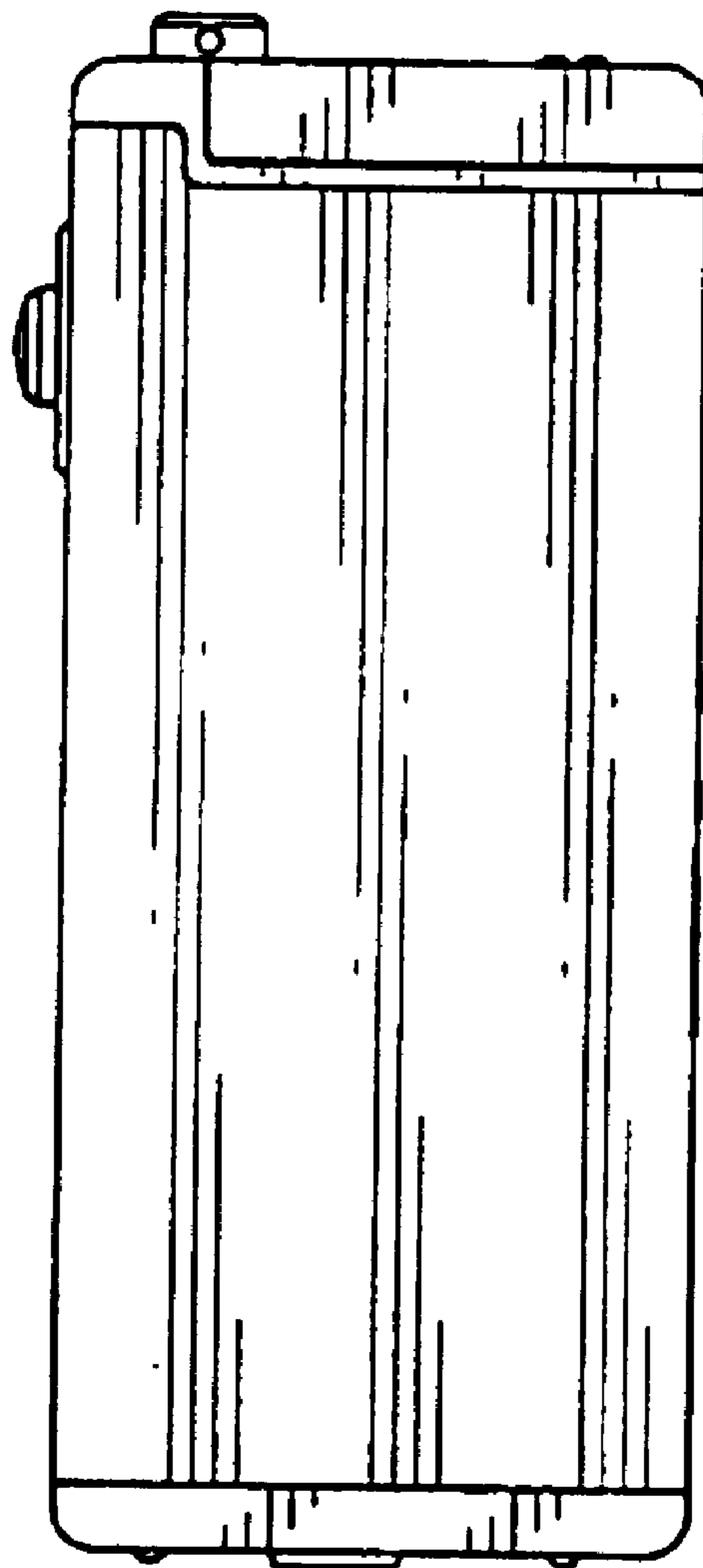


FIG.6

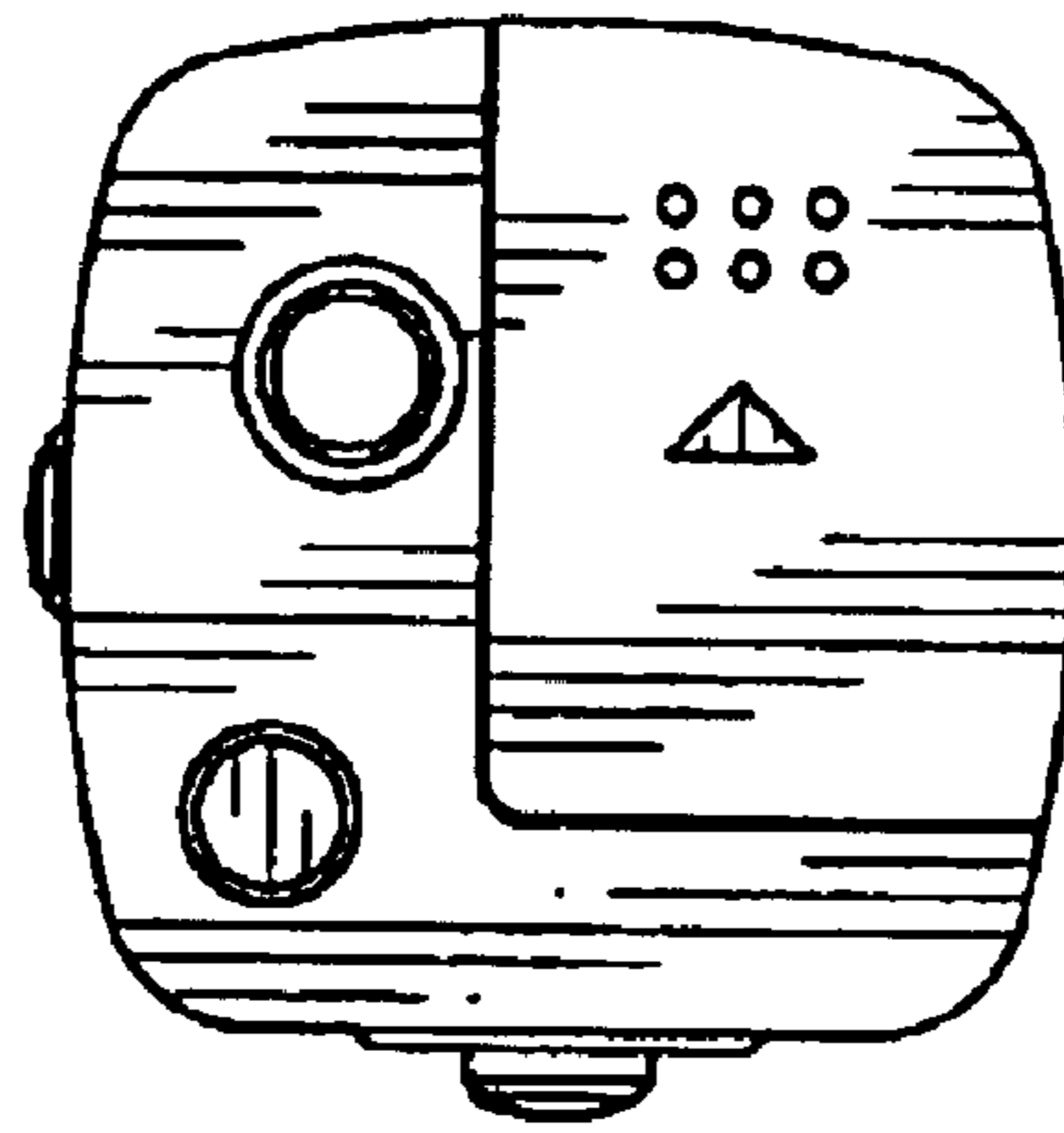


FIG.7

