

US00D504388S

(12) **United States Design Patent**
Umstot et al.

(10) **Patent No.:** **US D504,388 S**
(45) **Date of Patent:** **** Apr. 26, 2005**

(54) **TIRE TREAD**

D451,858 S * 12/2001 Graas D12/550
D456,764 S * 5/2002 Heinen et al. D12/551
D491,881 S * 6/2004 Ebiko et al. D12/551

(75) Inventors: **Dale Edward Umstot**, Atwater, OH (US); **Joseph Henry Laco**, Akron, OH (US); **Tuck Foo Thum**, Uniontown, OH (US); **William Thomas Adams, Jr.**, North Canton, OH (US); **Karl Eric Sundkvist**, Akron, OH (US); **James Ray Millard**, Uniontown, OH (US); **Ryan Hampton Copeland**, Akron, OH (US)

* cited by examiner

Primary Examiner—Robert M. Spear
(74) *Attorney, Agent, or Firm*—Richard B. O’Planick

(73) Assignee: **The Goodyear Tire & Rubber Company**, Akron, OH (US)

(**) Term: **14 Years**

(21) Appl. No.: **29/209,679**

(22) Filed: **Jul. 20, 2004**

(51) **LOC (7) Cl.** **12-15**

(52) **U.S. Cl.** **D12/551; D12/605**

(58) **Field of Search** D12/544, 546,
D12/551–559, 563–567, 600–603; 152/209.1,
209.8, 209.28

(57) **CLAIM**

The ornamental Design for a tire tread, as shown and described.

DESCRIPTION

FIG. 1 is a perspective view of a tire tread showing our new design, it being understood that the pattern repeats uniformly throughout the circumference of the tread;

FIG. 2 is a front elevational view thereof;

FIG. 3 is a right side elevational view thereof; the opposite side being a mirror image thereof; and,

FIG. 4 is an enlarged fragmentary front elevational view thereof.


In the drawings, the broken lines defining the sidewall, inner bead and the peripheral boundary between the tire tread and the sidewall are for illustrative purposes only and form no part of the claimed design.

(56) **References Cited**

U.S. PATENT DOCUMENTS

D450,032 S * 11/2001 Heinen D12/550

1 Claim, 4 Drawing Sheets



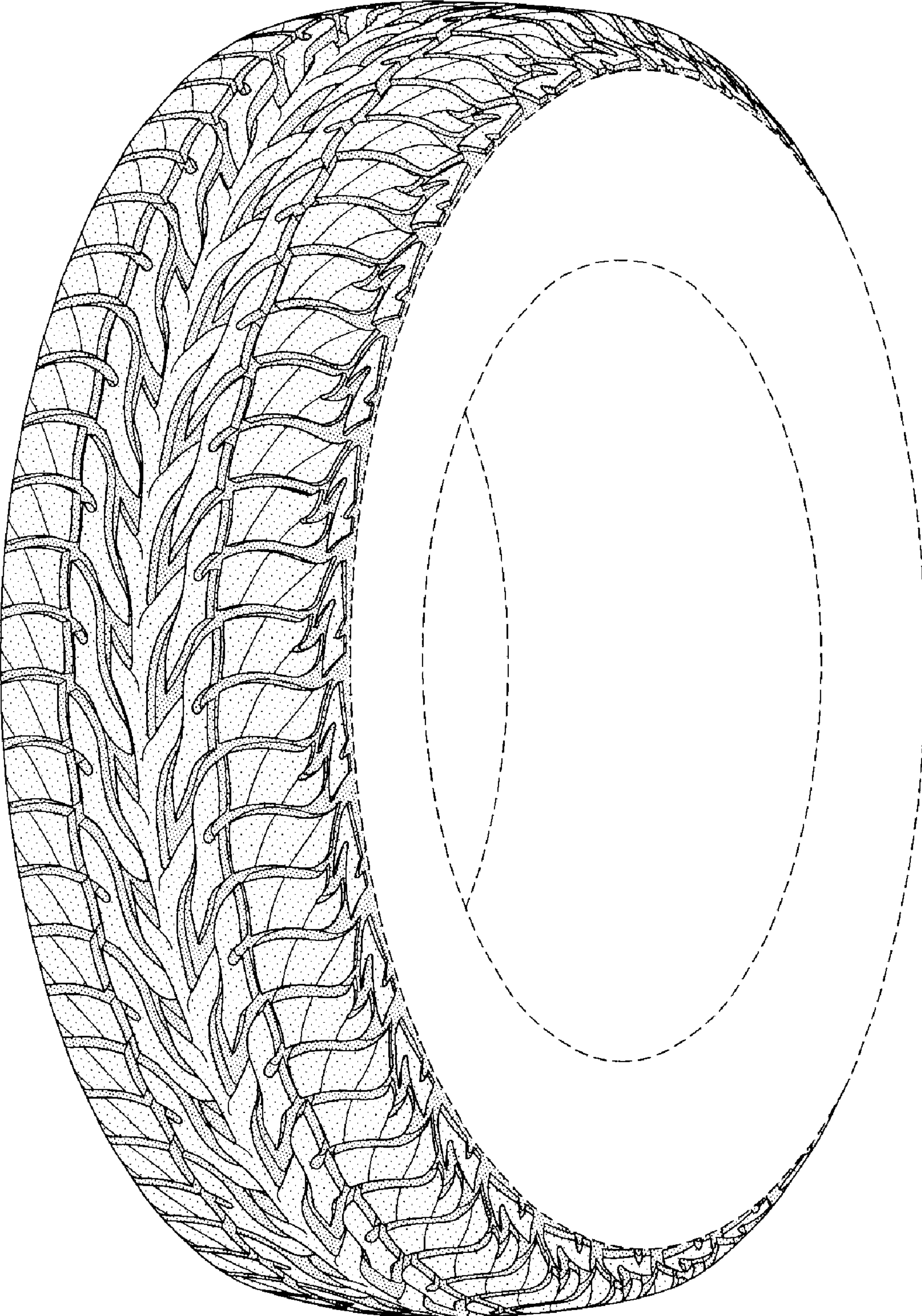


FIG-1




FIG-2

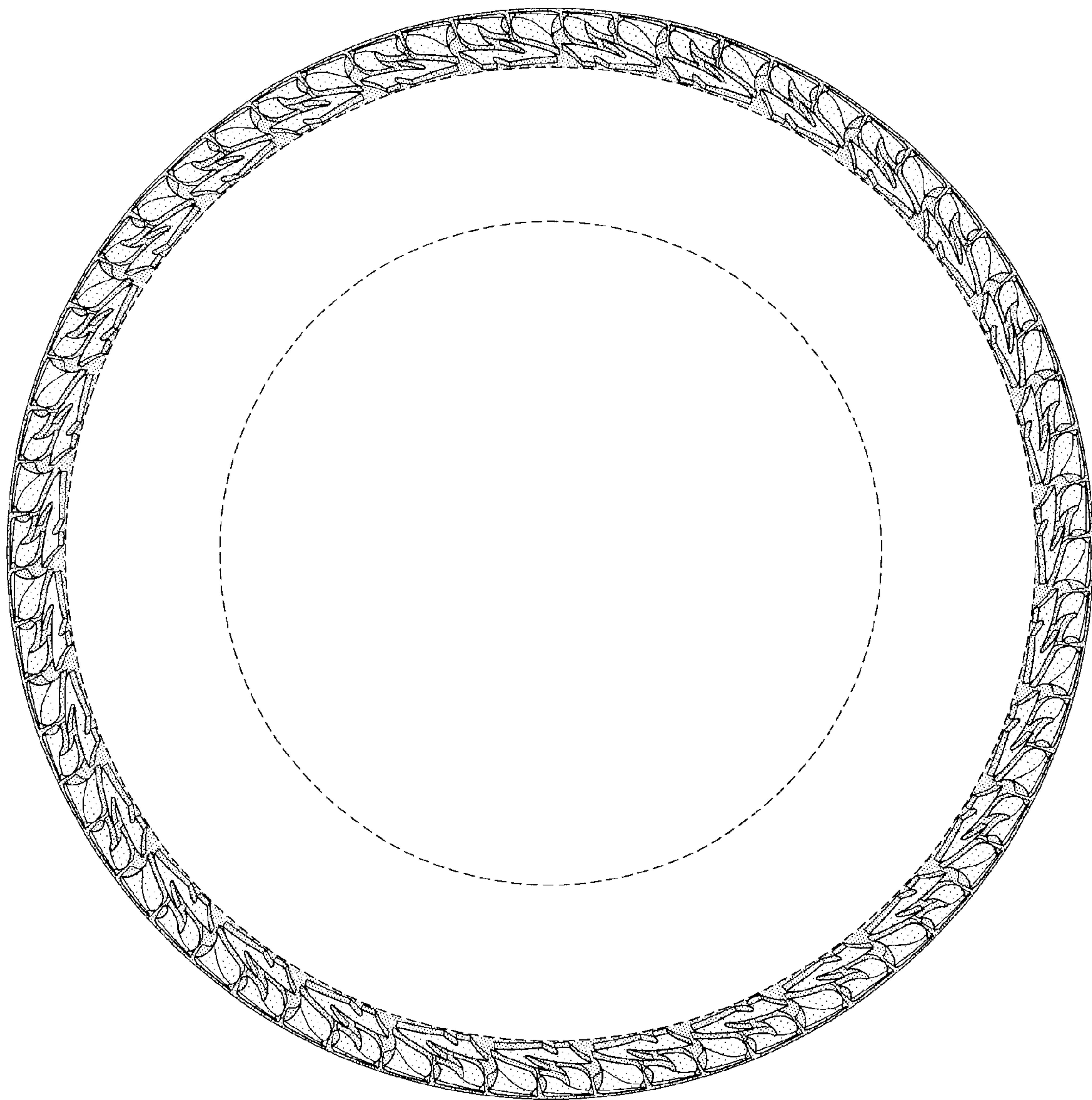


FIG-3




FIG-4