

US00D504384S

(12) **United States Design Patent**  
**Straschewski**

(10) **Patent No.:** **US D504,384 S**  
(45) **Date of Patent:** **\*\* Apr. 26, 2005**

(54) **CARGO BED EXTENSION FOR A PICK-UP TRUCK**

6,676,182 B1 \* 1/2004 Fitts ..... 296/26.11

\* cited by examiner

(76) Inventor: **Mark Straschewski**, 17429 Pine Grove Dr., Roseville, MI (US) 48066

*Primary Examiner*—Stacia Cadmus

(74) *Attorney, Agent, or Firm*—John R. Benefiel

(\*\*) Term: **14 Years**

(57) **CLAIM**

(21) Appl. No.: **29/205,373**

The ornamental design for a cargo bed extension for a pick-up truck, as shown and described.

(22) Filed: **May 12, 2004**

**DESCRIPTION**

(51) **LOC (7) Cl.** ..... **12-16**

(52) **U.S. Cl.** ..... **D12/414**

(58) **Field of Search** ..... D12/400, 414, D12/414.1, 196, 221; 224/402–405, 521, 526, 495–498, 502; 296/26.08–26.11, 37.1, 37.6, 26, 180.1, 50–51, 57.1

FIG. 1 is a perspective view of a cargo bed extension for a pickup truck, showing my new design, shown in its position of use. The broken line showing of the truck is for illustrative purposes only and forms no part of the claimed design. The pattern shown randomly applied in FIG. 1 is understood to be repeated throughout the surface of the extension as shown in the other views.

(56) **References Cited**

**U.S. PATENT DOCUMENTS**

D291,789 S	*	9/1987	Noga	.....	D12/414
5,775,759 A	*	7/1998	Cummins	.....	296/26.11
5,820,188 A	*	10/1998	Nash	.....	296/26.11
D418,106 S	*	12/1999	Leitner et al.	.....	D12/414
6,042,167 A	*	3/2000	Pierce et al.	.....	296/26.08
6,082,801 A	*	7/2000	Owen et al.	.....	296/26.11
6,179,360 B1	*	1/2001	Davian	.....	296/26.08
6,283,525 B1	*	9/2001	Morse	.....	296/26.02
6,378,926 B1	*	4/2002	Renze et al.	.....	296/26.11
6,626,478 B1	*	9/2003	Minton	.....	296/26.11
D485,800 S	*	1/2004	Smith	.....	D12/414

FIG. 2 is a rear end elevational view of the cargo bed extension for a pick-up truck shown in FIG. 1.

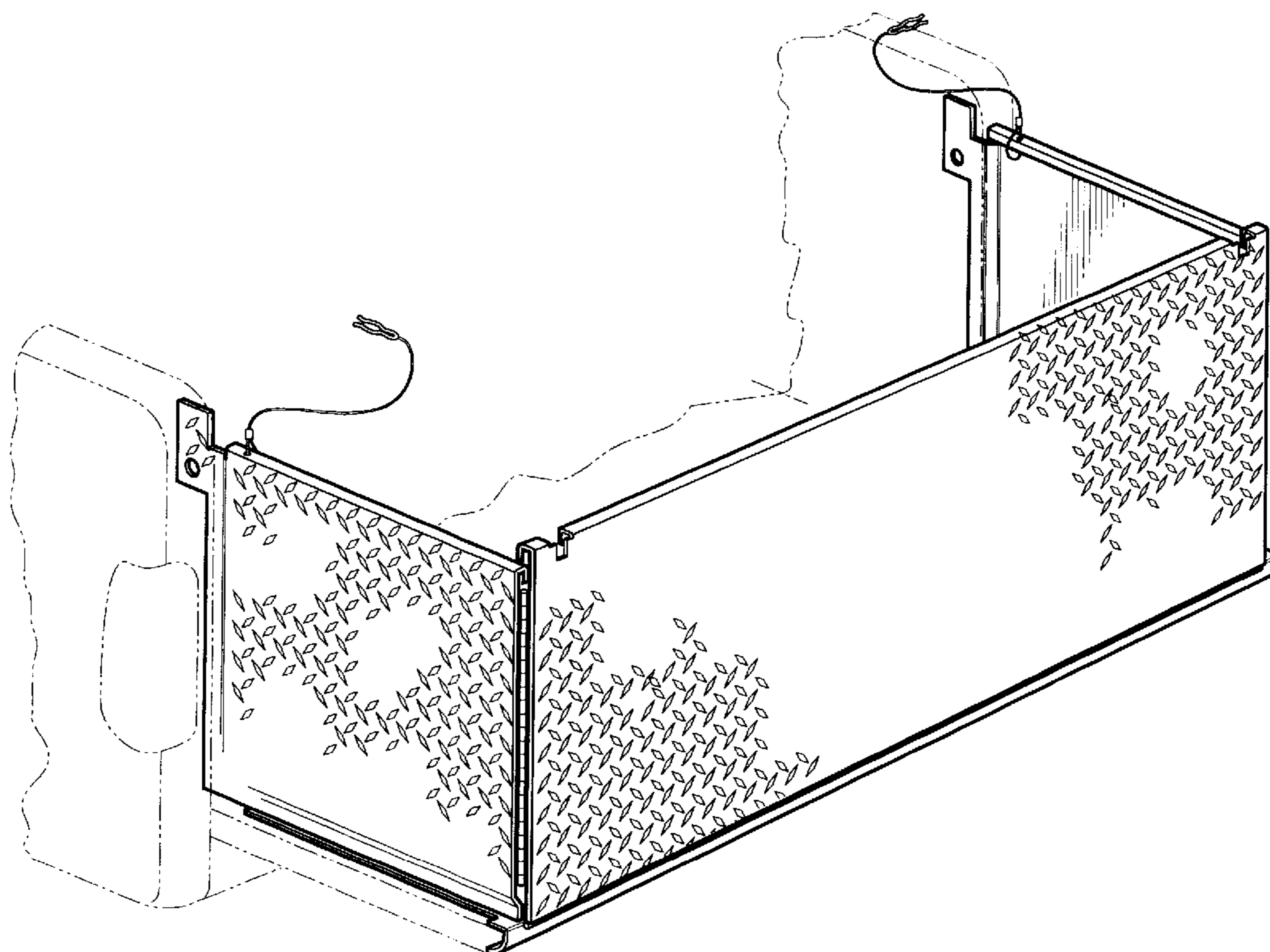
FIG. 3 is a left side view of the cargo bed extension for a pick-up truck shown in FIGS. 1 and 2.

FIG. 4 is a top view of the cargo bed extension for a pick-up truck shown in FIGS. 1–3.

FIG. 5 is a front end view of the cargo bed extension for a pick-up truck shown in FIGS. 1–4; and,

FIG. 6 is a bottom view of the cargo bed extension for a pick-up truck shown in FIGS. 1–5.

**1 Claim, 6 Drawing Sheets**



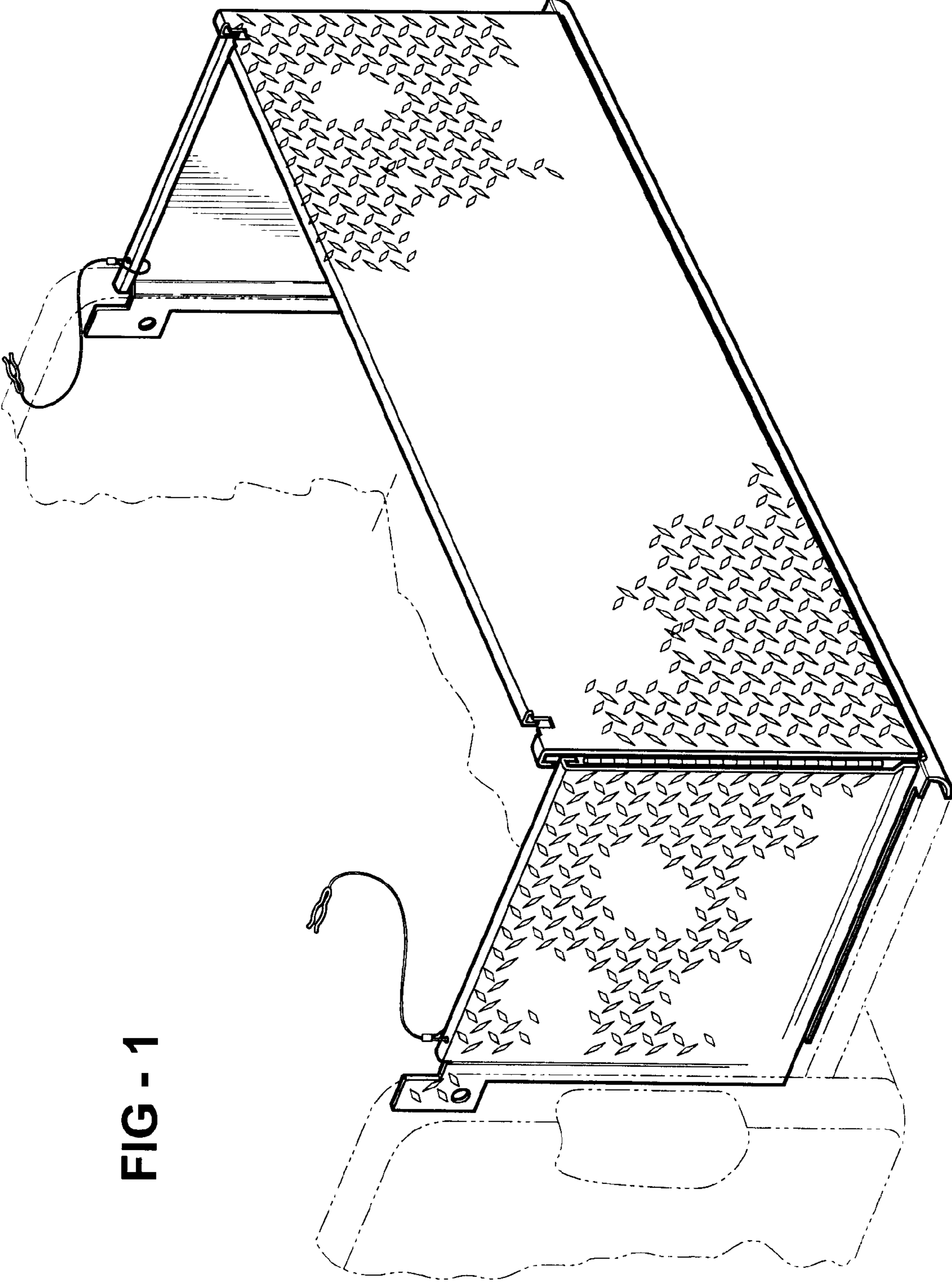


FIG - 1

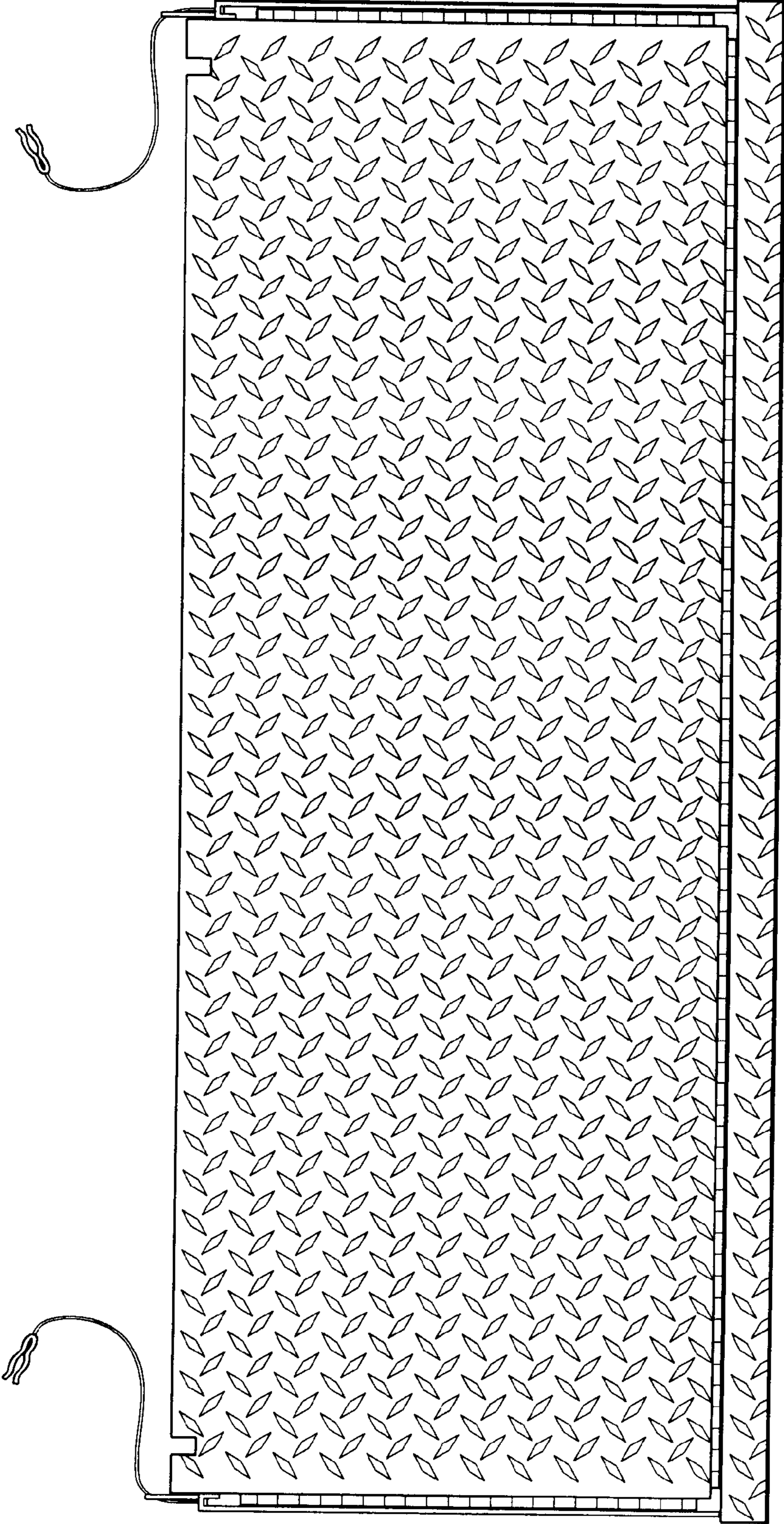
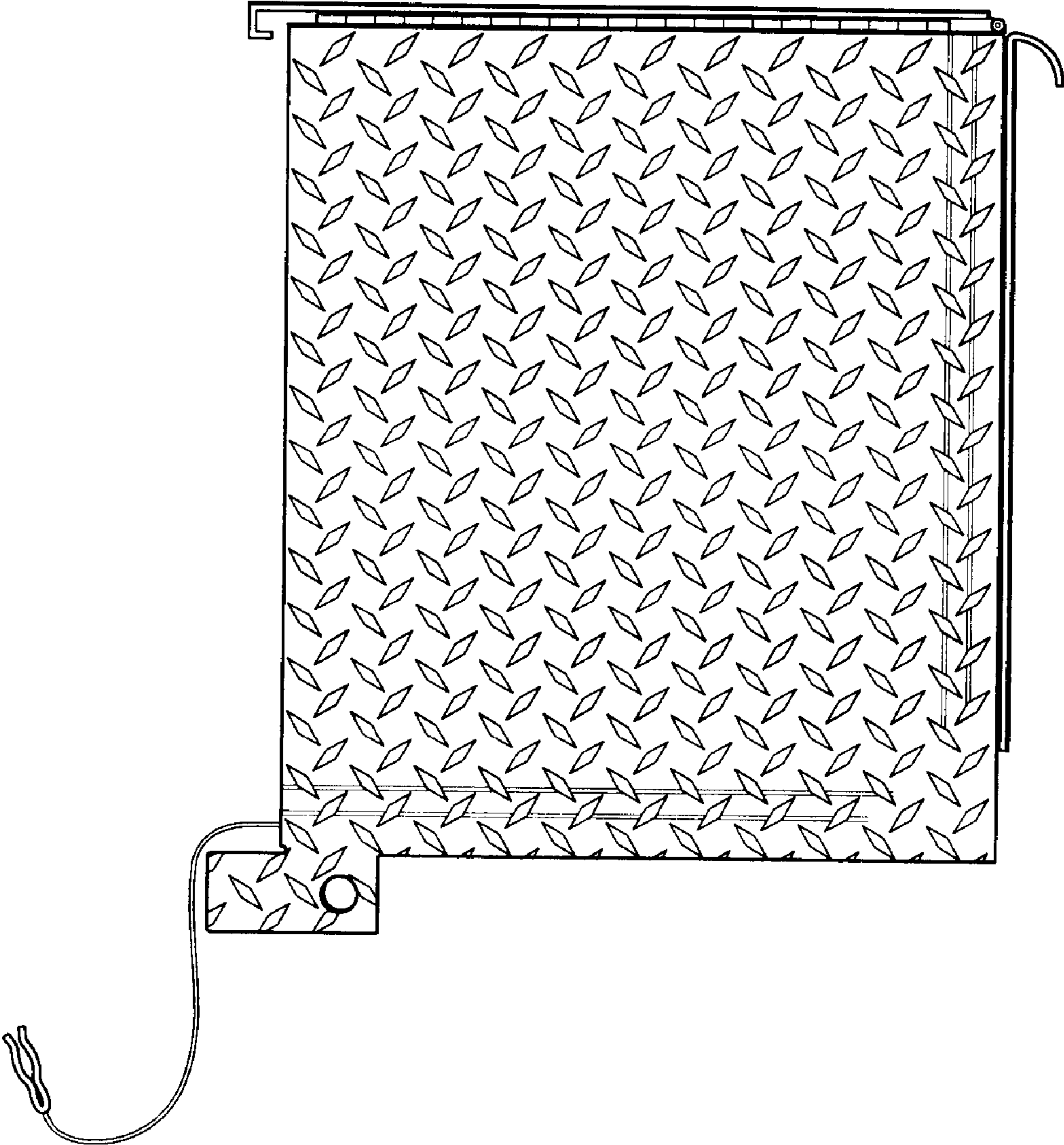



FIG - 2

FIG - 3





**FIG - 4**

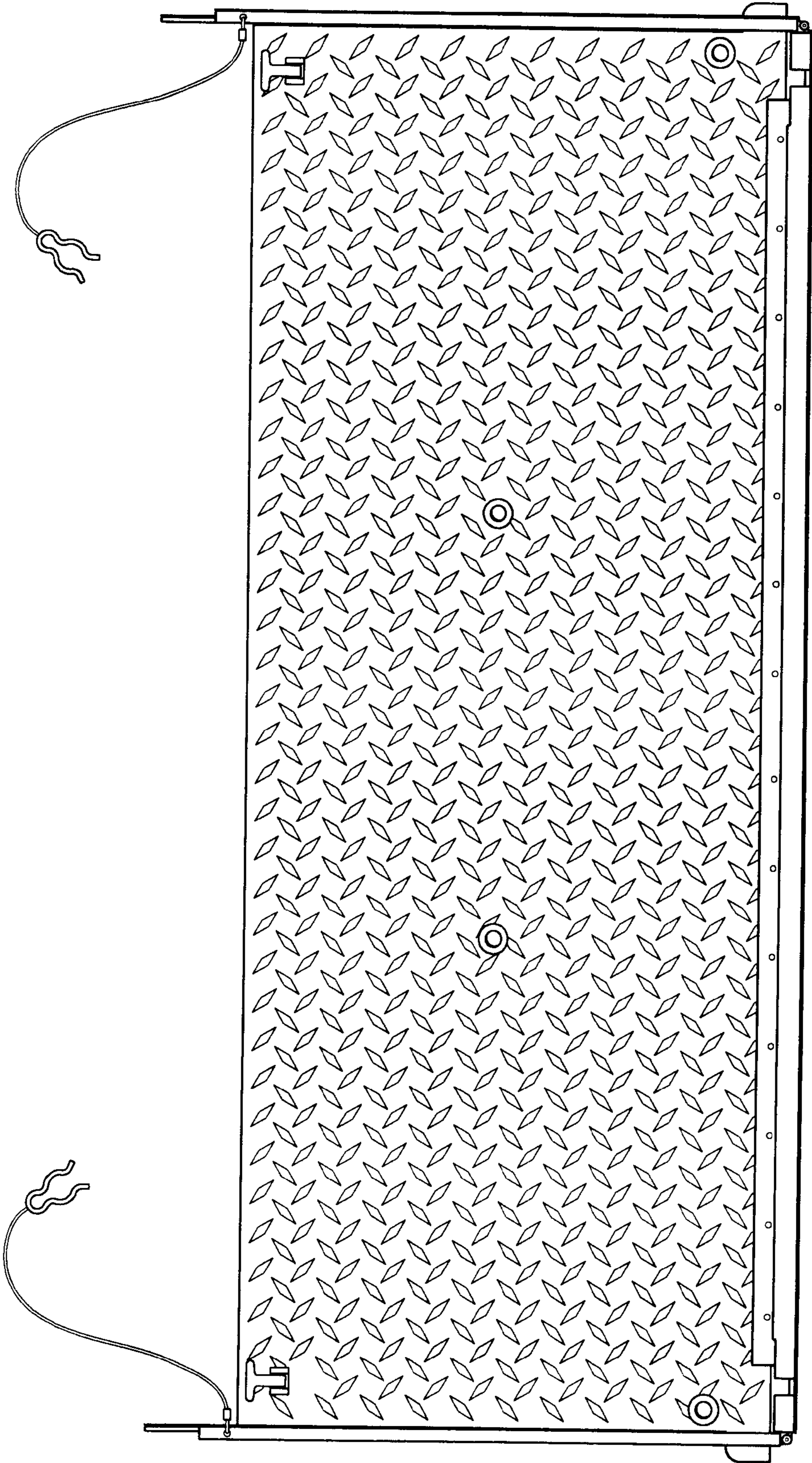


FIG - 5

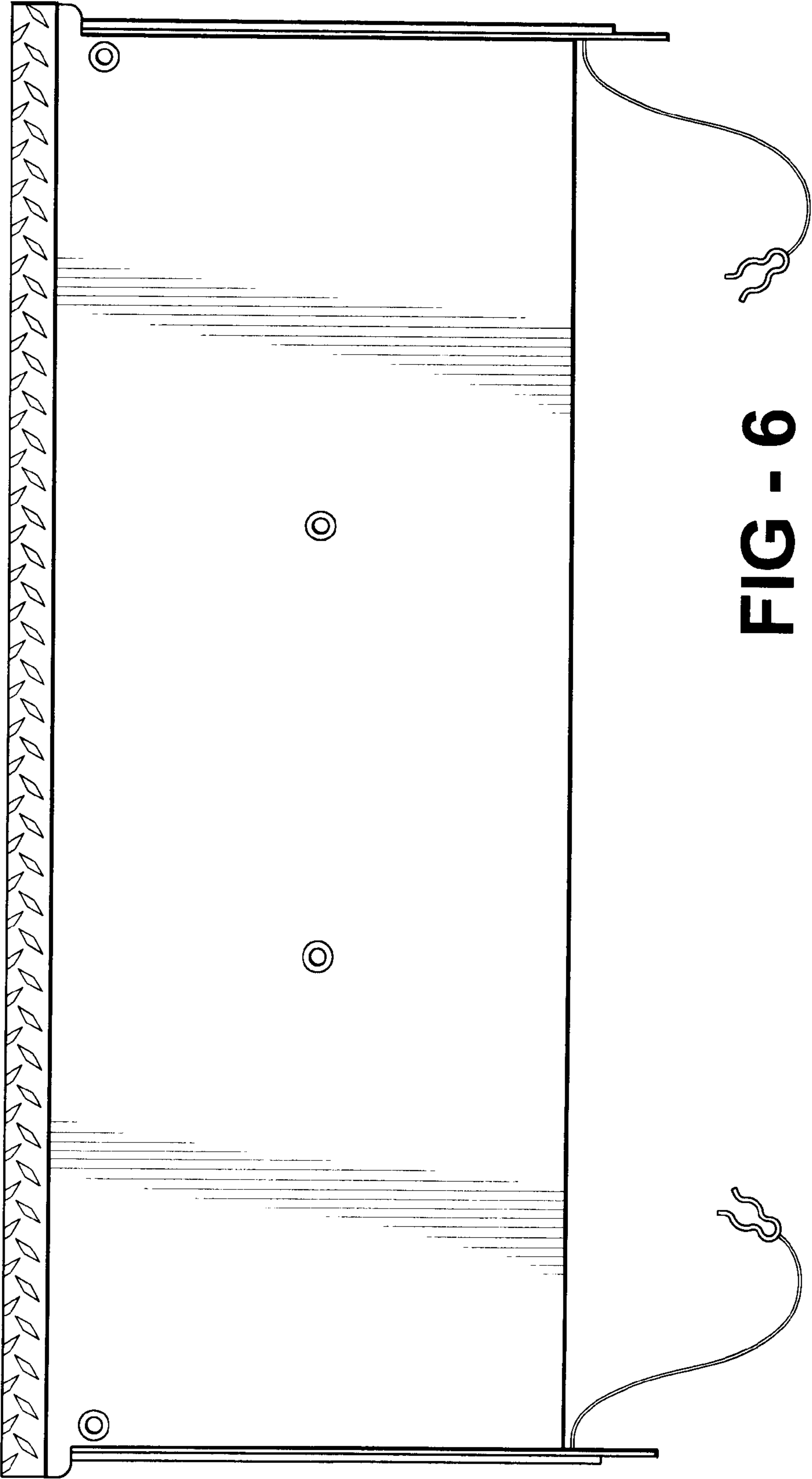


FIG - 6