

US00D504376S

(12) **United States Design Patent**  
**Tsai**

(10) **Patent No.:** **US D504,376 S**

(45) **Date of Patent:** **\*\* Apr. 26, 2005**

(54) **WHEEL COVER**

(76) **Inventor:** **Wen-Chin Tsai**, No. 32, Lane 764,  
Chung Shan N. Rd., Yung Kang City,  
Tianan Hsein (TW)

(\*\*) **Term:** **14 Years**

(21) **Appl. No.:** **29/211,085**

(22) **Filed:** **Aug. 11, 2004**

(51) **LOC (7) Cl.** ..... **12-16**

(52) **U.S. Cl.** ..... **D12/204**

(58) **Field of Search** ..... D12/204-213;  
301/37.101, 64.101, 65

(56) **References Cited**

**U.S. PATENT DOCUMENTS**

D210,397 S	*	3/1968	Edwards	.....	D12/204
D379,000 S	*	4/1997	Choi	.....	D12/213
D393,240 S	*	4/1998	Escobedo	.....	D12/213
D425,848 S	*	5/2000	Hu	.....	D12/209
D468,677 S	*	1/2003	Eldred, II	.....	D12/204
D472,508 S	*	4/2003	Yang	.....	D12/209

D494,123 S	*	8/2004	Albert	.....	D12/209
D495,647 S	*	9/2004	Cochran	.....	D12/209
D495,650 S	*	9/2004	Wang	.....	D12/209

\* cited by examiner

*Primary Examiner*—Stacia Cadmus

(74) *Attorney, Agent, or Firm*—Grossman Tucker Perreault  
& Pflieger, PLLC

(57) **CLAIM**

The ornamental design for wheel cover, as shown and described.

**DESCRIPTION**

FIG. 1 is a perspective view of wheel cover showing my new design;  
FIG. 2 is a front elevational view thereof;  
FIG. 3 is a rear elevational view thereof;  
FIG. 4 is a left side elevational view thereof;  
FIG. 5 is a right side elevational view thereof;  
FIG. 6 is a top plan view thereof; and,  
FIG. 7 is a bottom plan view thereof.

**1 Claim, 4 Drawing Sheets**



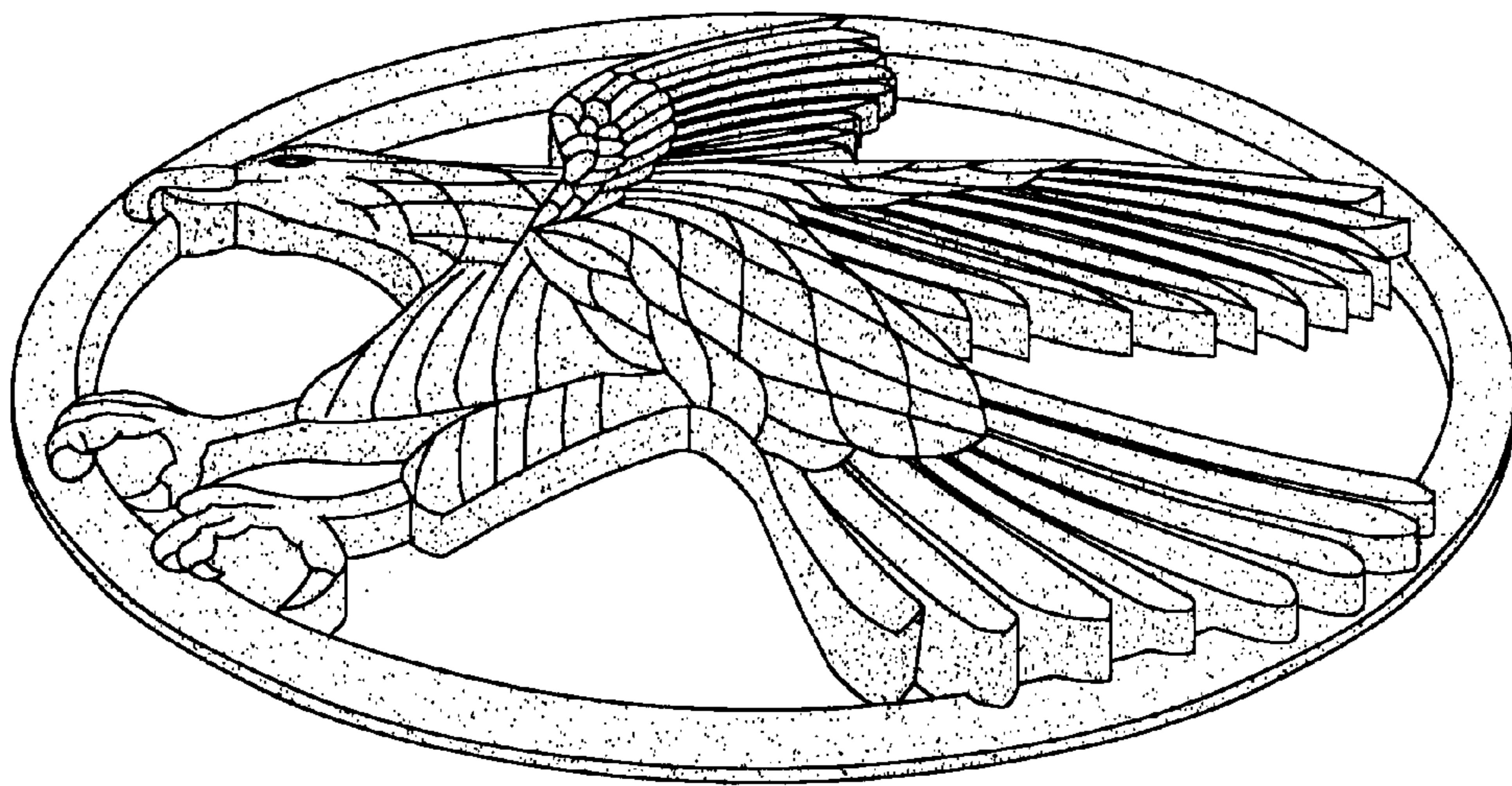


FIG. 1



FIG. 2

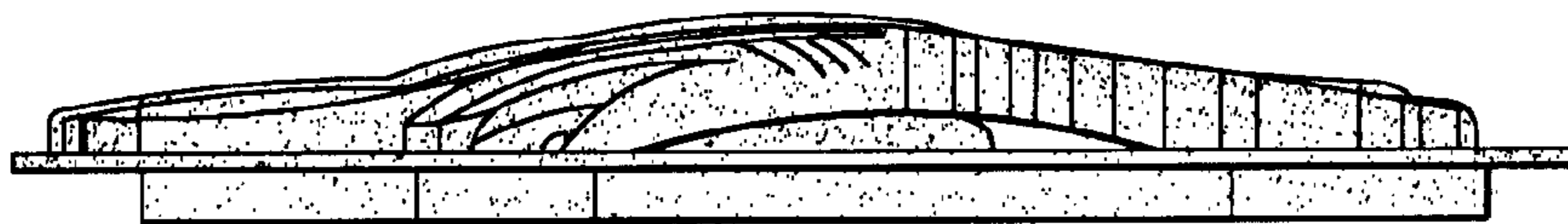


FIG. 3



FIG. 4

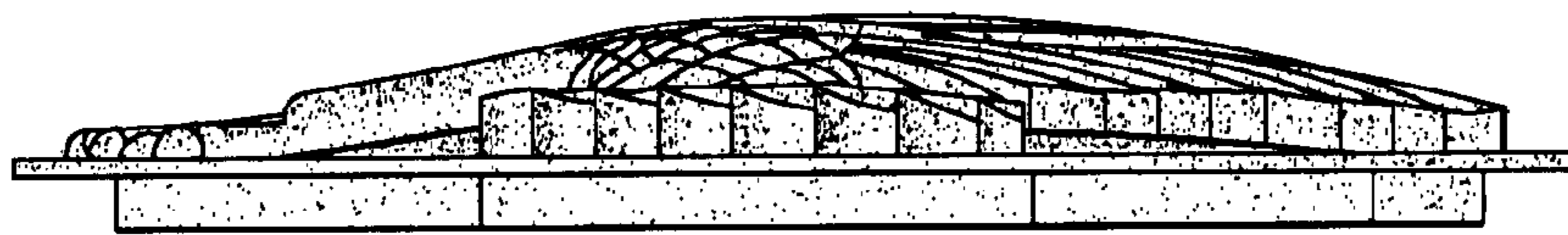


FIG. 5



FIG. 6




FIG. 7