



US00D504373S

(12) **United States Design Patent**  
**Kuboshima et al.**

(10) **Patent No.:** **US D504,373 S**  
(45) **Date of Patent:** **\*\* Apr. 26, 2005**

(54) **MUFFLER END CAP OF TWO-WHEELED MOTOR VEHICLES**

D467,209 S \* 12/2002 Burns ..... D12/194

(75) Inventors: **Kenichiro Kuboshima, Wako (JP); Yumio Shibata, Wako (JP); Hirotsugu Ueno, Wako (JP)**

(73) Assignee: **Honda Giken Kogyo Kabushiki Kaisha, Tokyo (JP)**

(\*\*) Term: **14 Years**

(21) Appl. No.: **29/179,748**

(22) Filed: **Apr. 15, 2003**

(30) **Foreign Application Priority Data**

Oct. 15, 2002 (JP) ..... 2002-028078

(51) **LOC (7) Cl.** ..... **12-16**

(52) **U.S. Cl.** ..... **D12/194**

(58) **Field of Search** ..... D12/110, 194, D12/227-8, 247-9, 239, 400; D15/5; 29/890.08; 60/302, 313, 323; 138/37-39, 44, 103, 109; 181/277-280, 282

(56) **References Cited**

**U.S. PATENT DOCUMENTS**

- D350,920 S \* 9/1994 Tsukui et al. .... D12/110
- D360,178 S \* 7/1995 Thomas ..... D12/194
- D380,989 S \* 7/1997 Abe et al. .... D12/110
- D383,096 S \* 9/1997 Abe et al. .... D12/110
- D424,492 S \* 5/2000 Bryant et al. .... D12/194

**OTHER PUBLICATIONS**

Aluminum Finish E-Series Slip-On Muffler for Buell Models #07-854. Custom Chrome 2001 Catalog, (2001, p. 7.17.\*

\* cited by examiner

*Primary Examiner*—Robert M. Spear

(74) *Attorney, Agent, or Firm*—Arent Fox, PLLC

(57) **CLAIM**

The ornamental design for a muffler end cap of two-wheeled motor vehicles, as shown and described.

**DESCRIPTION**

FIG. 1 a front view of a muffler end cap showing my new design.

FIG. 2 a rear view thereof.

FIG. 3 a left side view thereof.

FIG. 4 a right side view thereof.

FIG. 5 a plan view thereof.

FIG. 6 a bottom view thereof.

FIG. 7 a front perspective view thereof seen from the left side.

FIG. 8 a front perspective view thereof seen from the right side.

FIG. 9 a rear perspective view thereof seen from the left side; and,

FIG. 10 a front perspective view thereof seen from the right side.

**1 Claim, 5 Drawing Sheets**



FIG.1




FIG.2

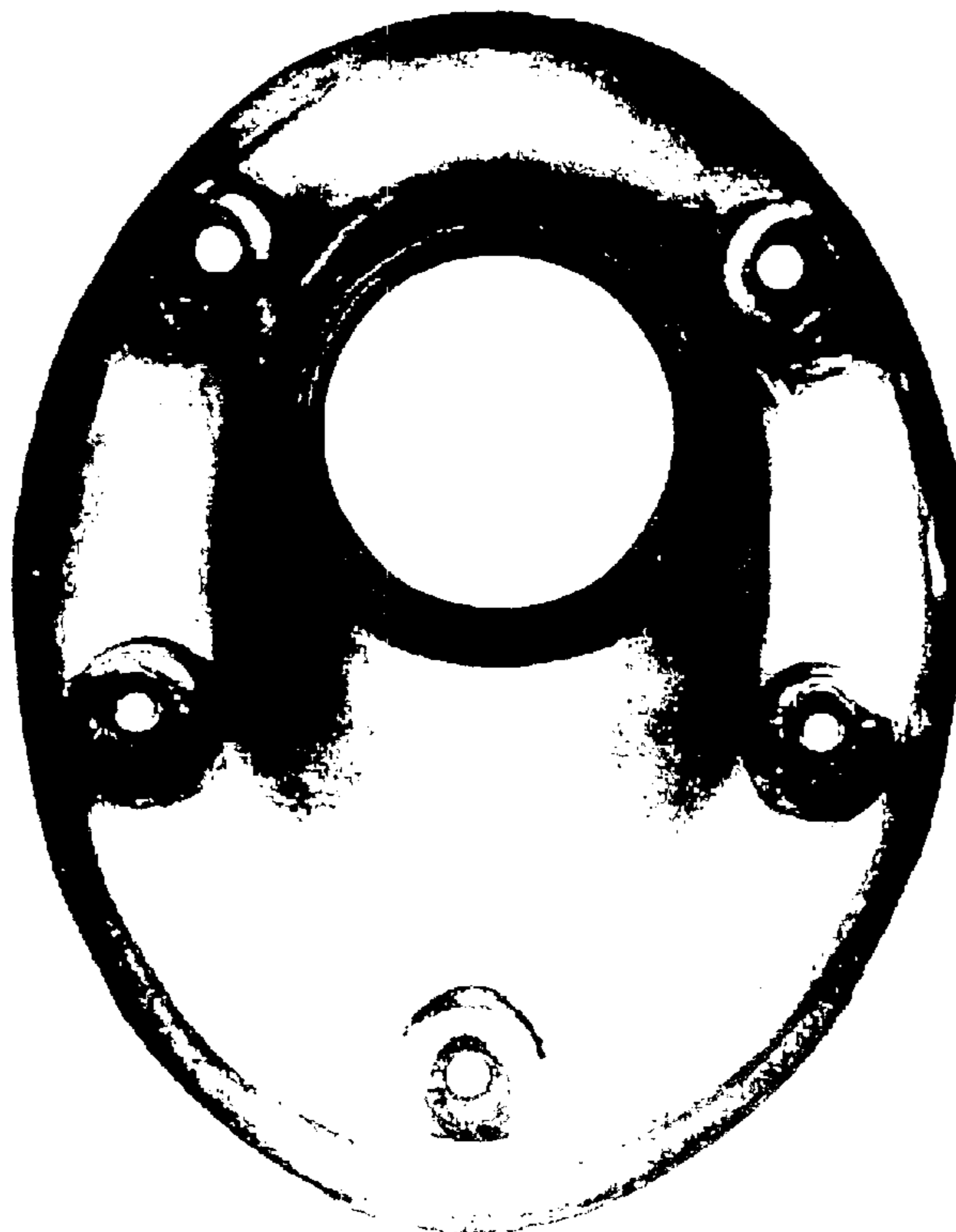


FIG.3




FIG.4




FIG.5




FIG.6



FIG.7

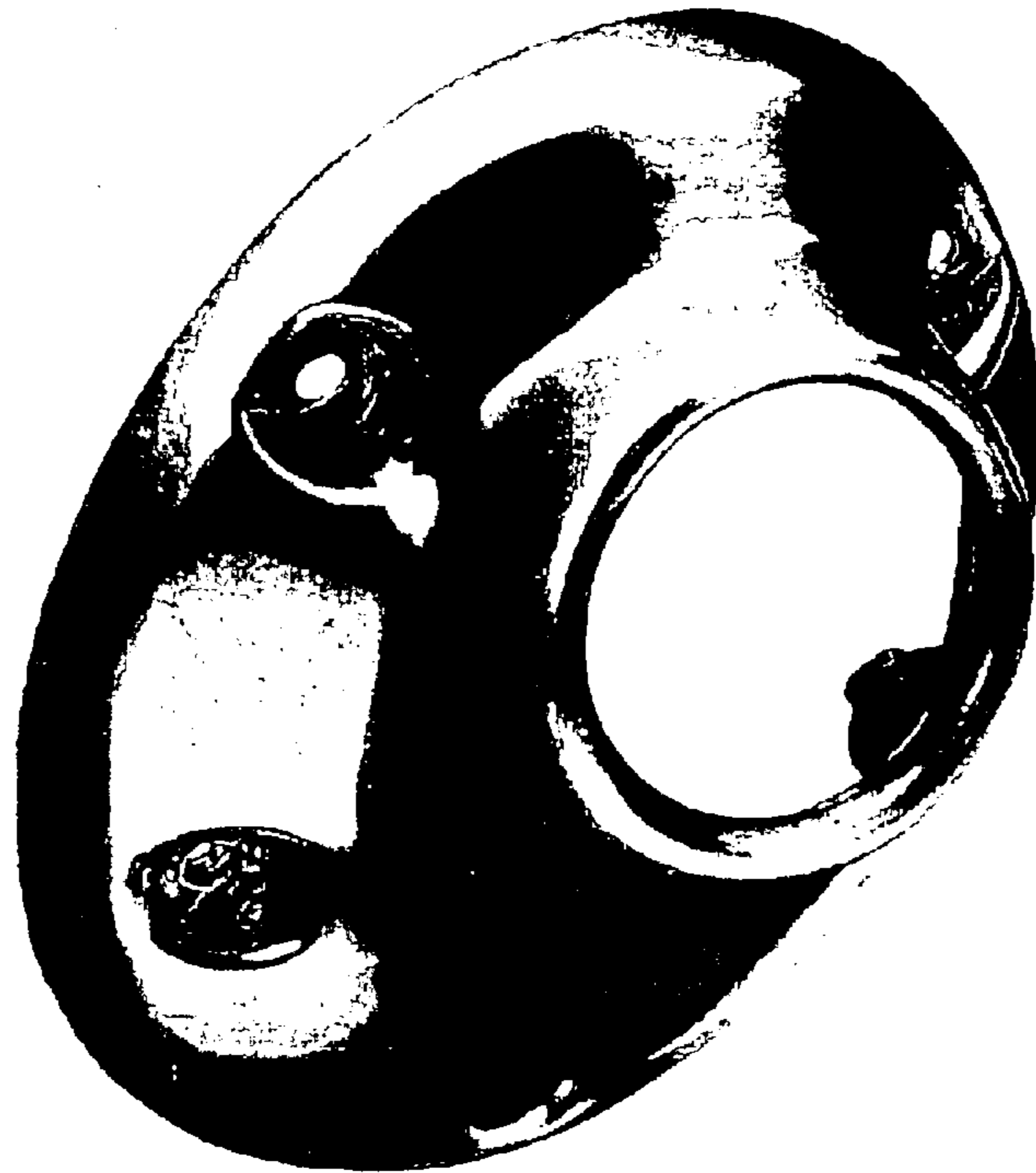


FIG.8





FIG.9




FIG.10

