

US00D504369S

(12) **United States Design Patent**
Pfeiffer

(10) **Patent No.:** **US D504,369 S**

(45) **Date of Patent:** **** Apr. 26, 2005**

(54) **SURFACE CONFIGURATION OF A
DASHBOARD FOR A VEHICLE**

(75) **Inventor:** **Peter Pfeiffer**, Boeblingen (DE)

(73) **Assignee:** **DaimlerChrysler AG**, Stuttgart (DE)

(**) **Term:** **14 Years**

(21) **Appl. No.:** **29/198,350**

(22) **Filed:** **Jan. 30, 2004**

(30) **Foreign Application Priority Data**

Aug. 15, 2003 (DE) 403 05 372

(51) **LOC (7) Cl.** **12-16**

(52) **U.S. Cl.** **D12/192**

(58) **Field of Search** D12/192; 180/90;
280/750-752; 296/190-191, 70; D10/46,
102, 98, 122-127; D15/17, 28

(56) **References Cited**

U.S. PATENT DOCUMENTS

D389,798 S	*	1/1998	Ma et al.	D12/192
D403,641 S	*	1/1999	Sacco et al.	D12/192
D419,936 S	*	2/2000	Sacco et al.	D12/192
D424,002 S	*	5/2000	Leschke et al.	D12/192
D439,211 S	*	3/2001	Pfeiffer	D12/192
D440,193 S	*	4/2001	Pfeiffer	D12/192
D464,008 S	*	10/2002	Siegert et al.	D12/192

D469,391 S	*	1/2003	Pfeiffer et al.	D12/192
D480,671 S	*	10/2003	Pfeiffer et al.	D12/192
D492,632 S	*	7/2004	Pfeiffer	D12/192
D493,757 S	*	8/2004	Pfeiffer	D12/192
D494,907 S	*	8/2004	Pfeiffer	D12/192
D494,908 S	*	8/2004	Pfeiffer	D12/192

* cited by examiner

Primary Examiner—Stacia Cadmus

(74) *Attorney, Agent, or Firm*—Crowell & Moring LLP

(57) **CLAIM**

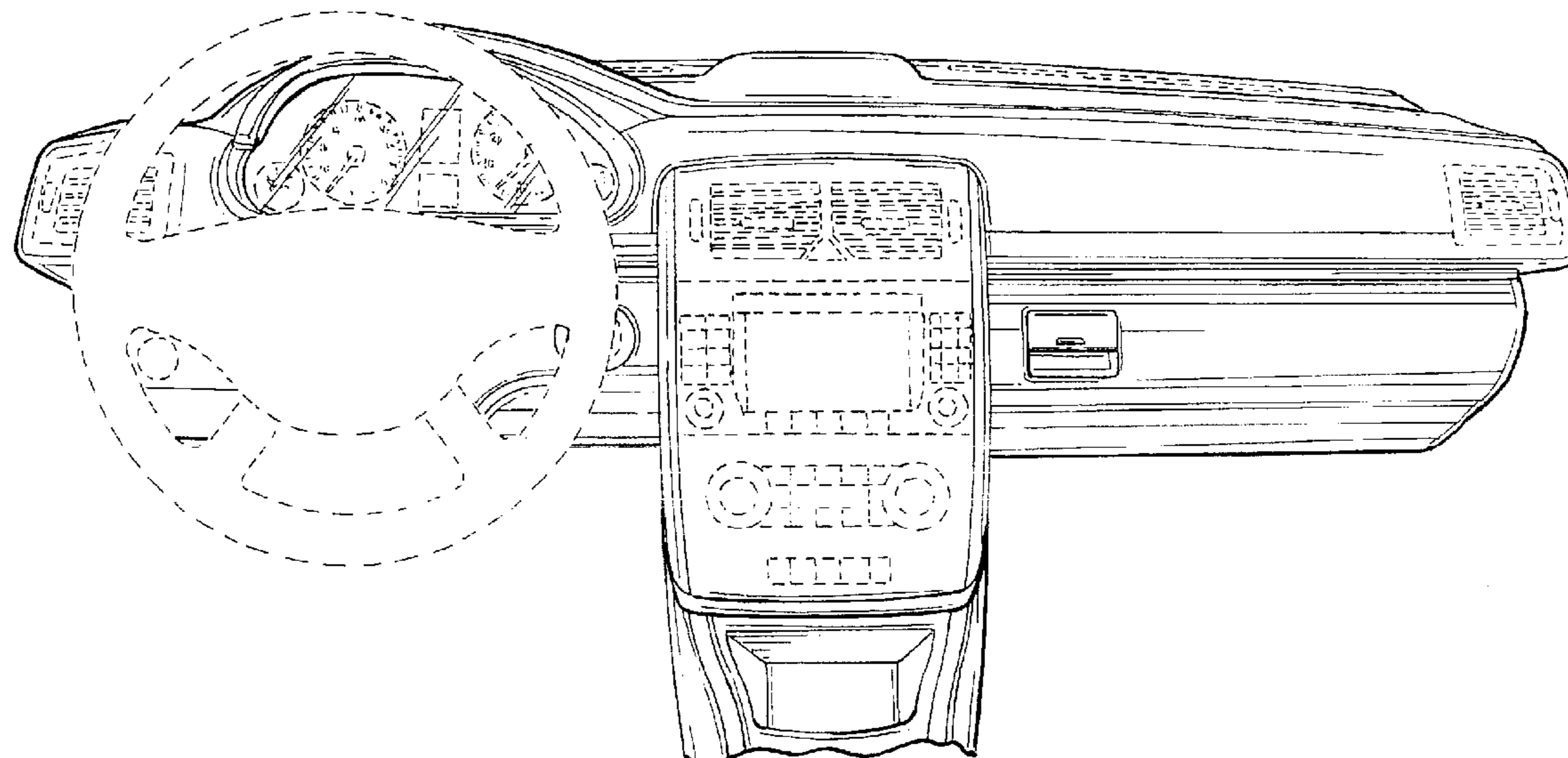
The ornamental design for a surface configuration of a dashboard for a vehicle, as shown and described.

DESCRIPTION

This application is related to the following co-pending applications, of the inventor, filed on even date herewith: application Ser. No. 29/198,351, entitled “Surface Configuration of a Center Console for a Vehicle”; and application Ser. No. 29/198,349, entitled “Surface Configuration of an Instrument Panel for a Vehicle”.

FIG. 1 is a front view of a surface configuration of a dashboard for a vehicle according to my novel design; and, FIG. 2 is a left perspective view of the surface configuration of a dashboard for a vehicle according to my novel design. The broken lines are for illustrative purposes only and form no part of the claimed design.

1 Claim, 2 Drawing Sheets



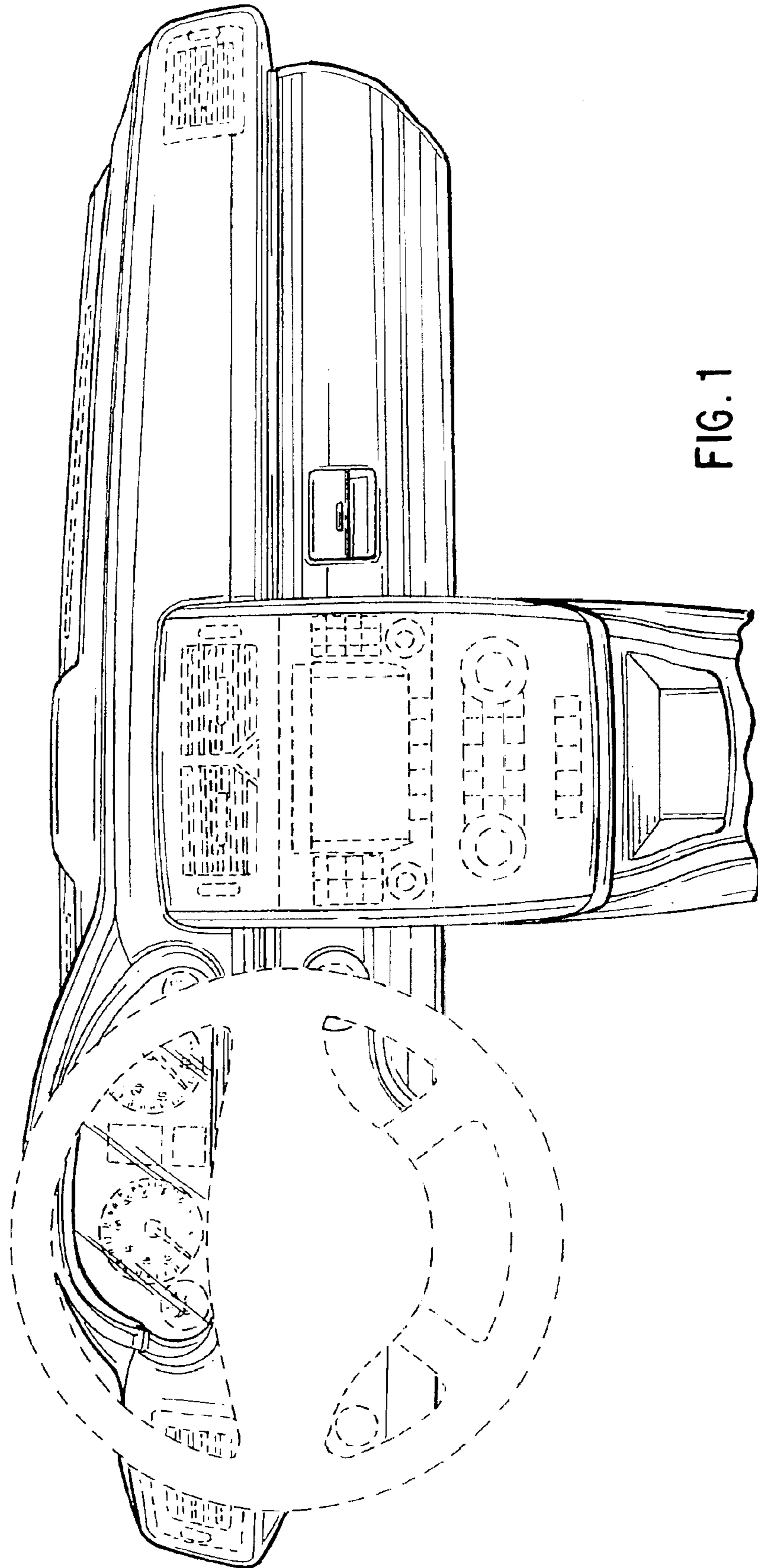


FIG. 1

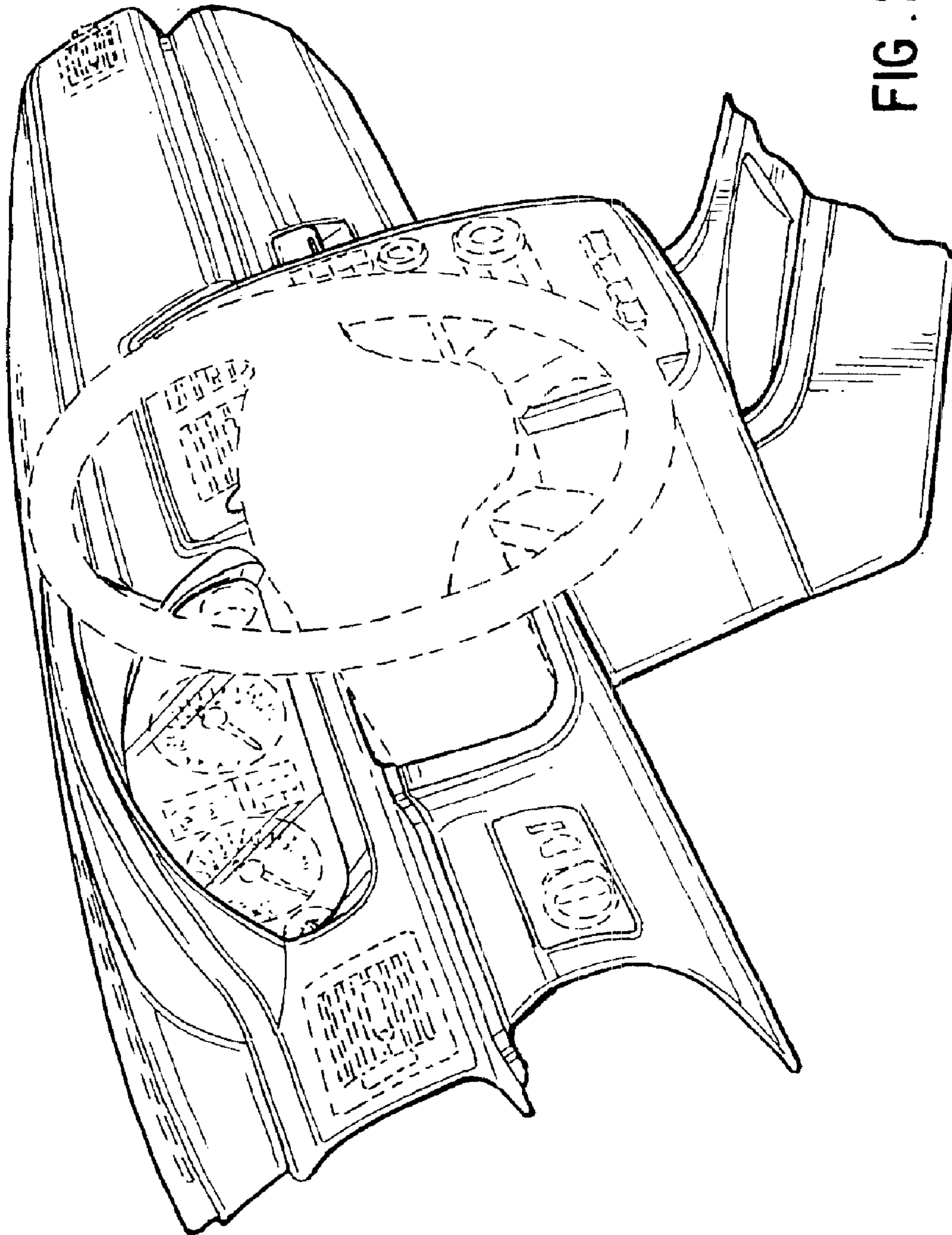


FIG. 2