

US00D504365S

(12) **United States Design Patent**
Pfeiffer

(10) **Patent No.:** **US D504,365 S**

(45) **Date of Patent:** **** Apr. 26, 2005**

(54) **SURFACE CONFIGURATION OF A FRONT BUMPER FOR A VEHICLE**

(75) Inventor: **Peter Pfeiffer**, Boeblingen (DE)

(73) Assignee: **Daimler-Chrysler AG**, Stuttgart (DE)

(**) Term: **14 Years**

(21) Appl. No.: **29/185,607**

(22) Filed: **Jul. 1, 2003**

(51) **LOC (7) Cl.** **12-16**

(52) **U.S. Cl.** **D12/169**

(58) **Field of Search** D12/90-92, 86,
D12/169, 196; 296/180.1, 180.2; 293/102,
113, 115, 117, 120

(56) **References Cited**

U.S. PATENT DOCUMENTS

- D452,207 S * 12/2001 Ishii et al. D12/169
- D472,856 S * 4/2003 Oishi et al. D12/169
- D479,491 S * 9/2003 Kato et al. D12/91
- D483,706 S * 12/2003 Kato D12/169
- D492,227 S * 6/2004 Suzuki et al. D12/169
- D497,125 S * 10/2004 Pfeiffer et al. D12/169

D499,362 S * 12/2004 Minami et al. D12/169

* cited by examiner

Primary Examiner—Melody N. Brown

(74) *Attorney, Agent, or Firm*—Crowell & Moring LLP

(57) **CLAIM**

The ornamental design for a surface configuration of a front bumper for a vehicle, as shown and described.

DESCRIPTION

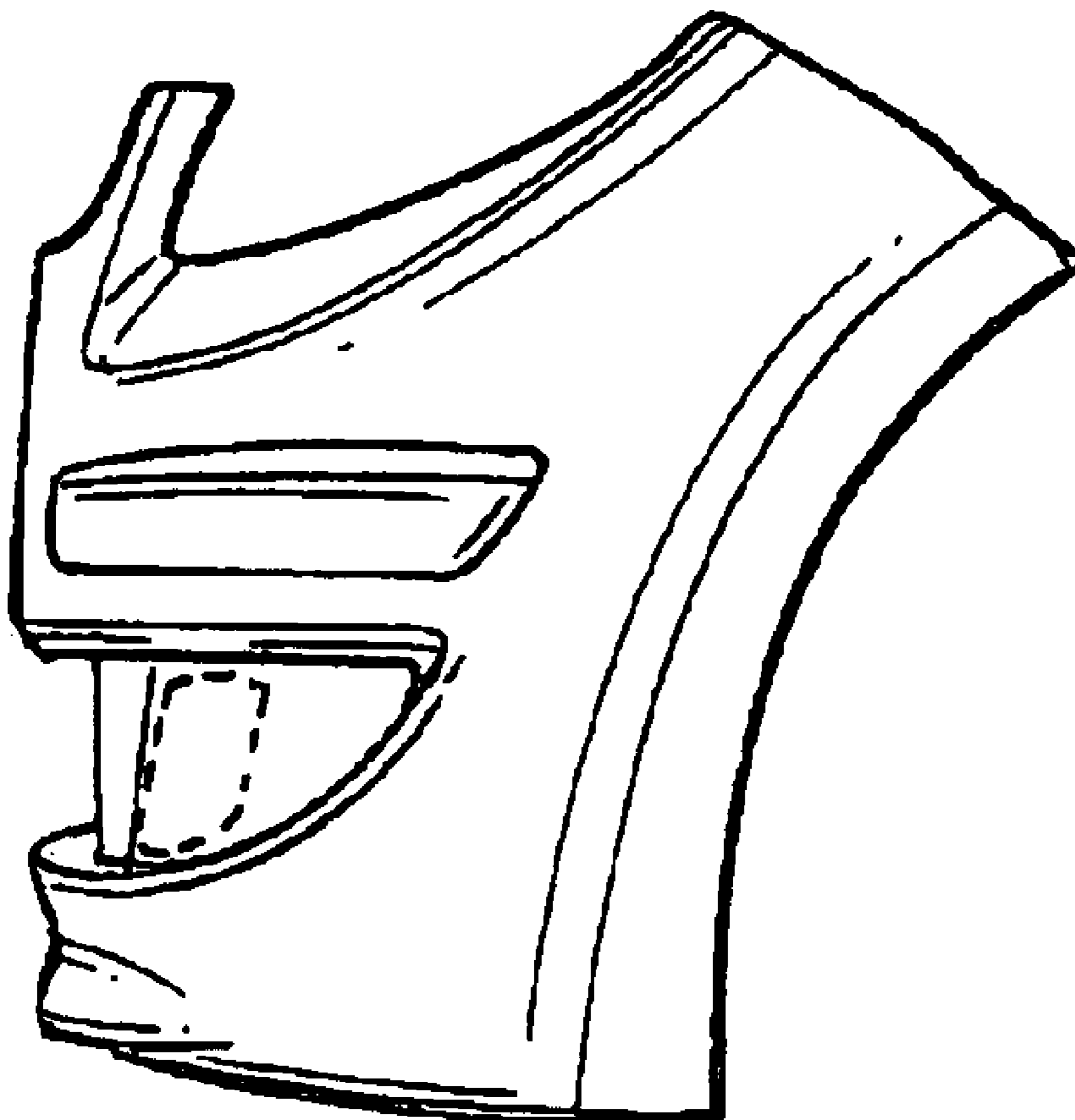
This application is related to the following co-pending application, of the inventor, filed on even date herewith: application Ser. No. 29/185,598, entitled “surface configuration of a vehicle, toy and/or other replicas”.

FIG. 1 is a perspective view of a surface configuration of a front bumper for a vehicle according to my novel design; FIG. 2 is a left side view of the surface configuration of a front bumper for a vehicle according to my novel design, the right side view being mirror symmetrical; and,

FIG. 3 is a front view of the surface configuration of a front bumper for a vehicle according to my novel design.

The broken lines are for illustrative purposes only and form no part of the claimed design.

1 Claim, 1 Drawing Sheet



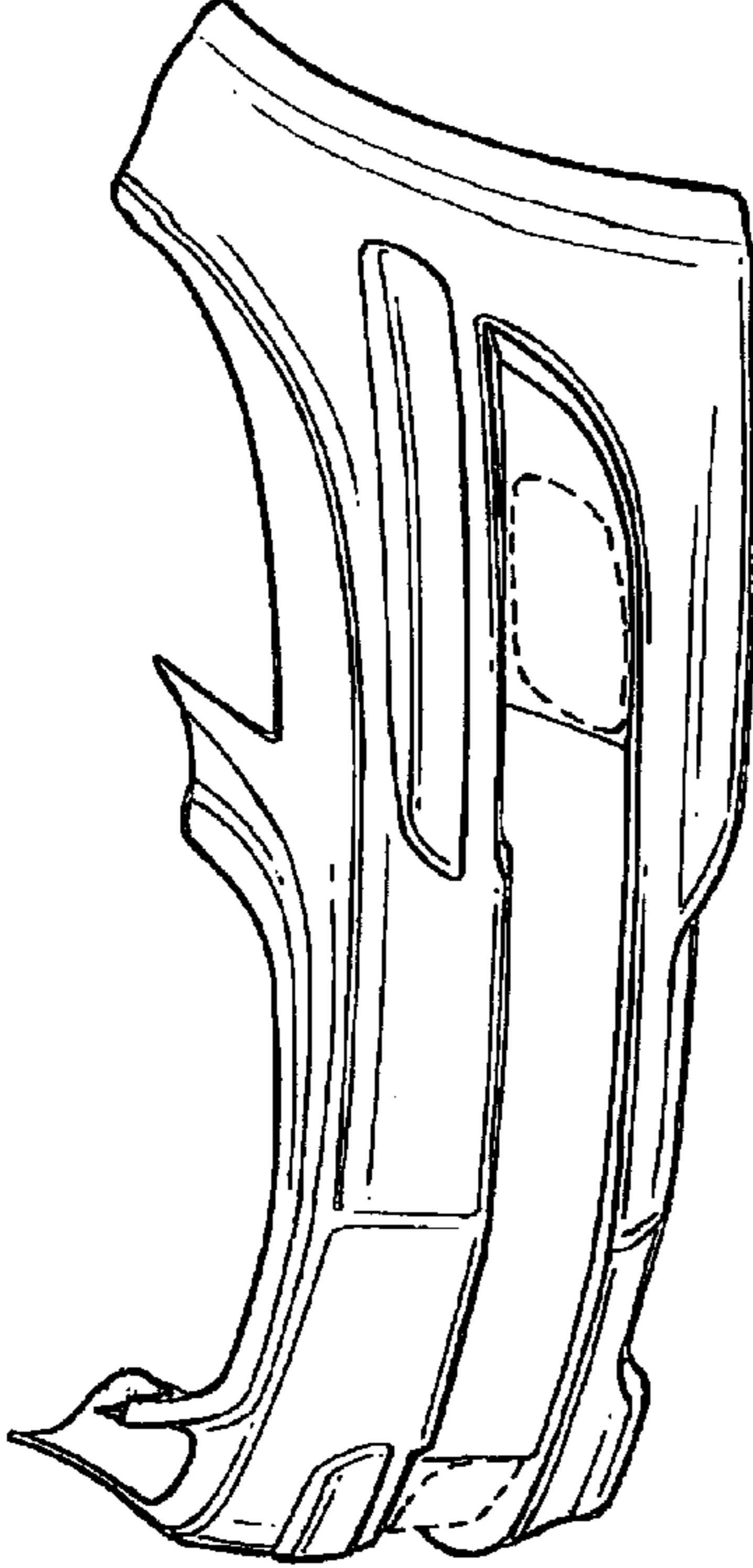


FIG. 1

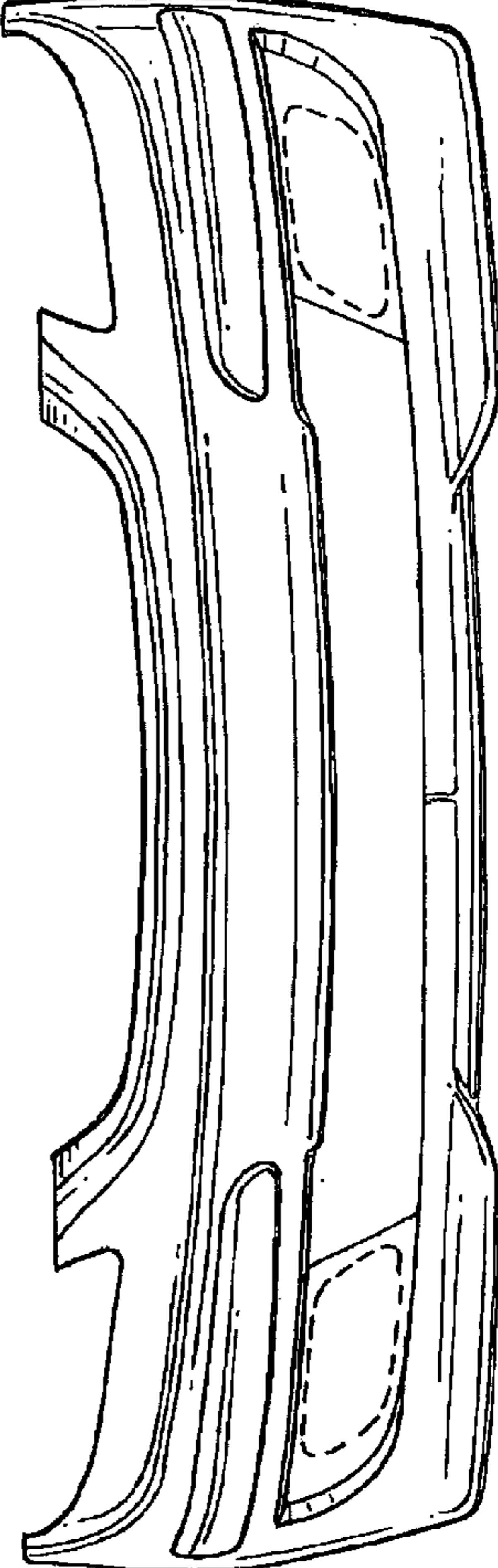


FIG. 3

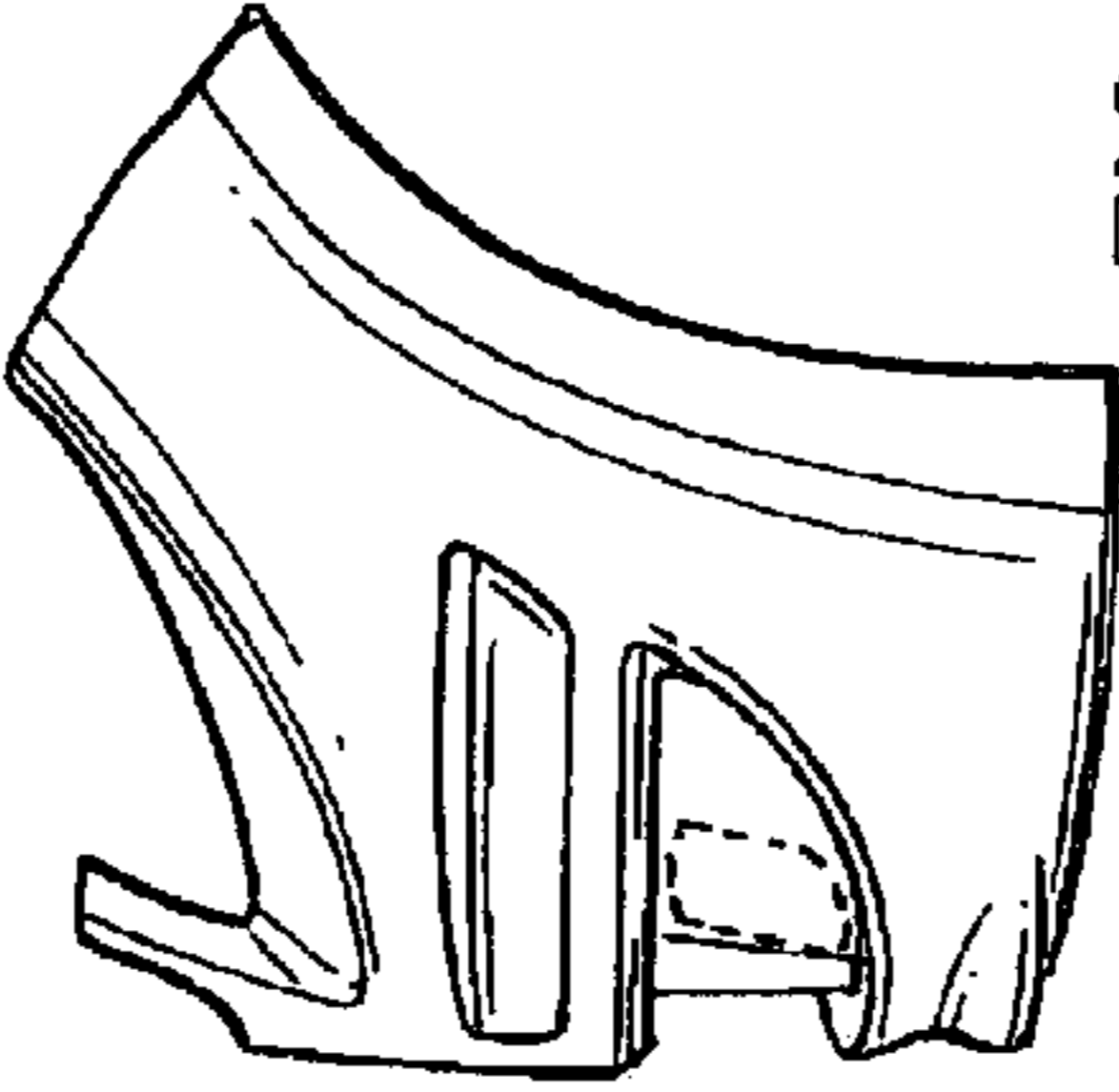


FIG. 2