

US00D504357S

(12) **United States Design Patent**
Aneiros et al.

(10) **Patent No.:** **US D504,357 S**
(45) **Date of Patent:** **** Apr. 26, 2005**

(54) **AUTOMOBILE BODY**

(75) Inventors: **Ricardo Z Aneiros**, Bingham Farms, MI (US); **Clifford Wilkins**, Rochester Hills, MI (US); **Dennis Myles**, W. Bloomfield, MI (US); **John D Bucci**, Rochester Hills, MI (US)

(73) Assignee: **DaimlerChrysler Corporation**, Auburn Hills, MI (US)

(**) Term: **14 Years**

(21) Appl. No.: **29/200,654**

(22) Filed: **Mar. 2, 2004**

(51) **LOC (7) Cl.** **12-08**

(52) **U.S. Cl.** **D12/98**

(58) **Field of Search** **D12/98, 93; 296/183-186**

(56) **References Cited**

U.S. PATENT DOCUMENTS

- D316,987 S * 5/1991 Machida et al. D12/98
- D455,372 S * 4/2002 Myles et al. D12/98
- D466,451 S * 12/2002 Trostle et al. D12/98
- D488,405 S * 4/2004 Metros et al. D12/98
- D494,105 S * 8/2004 Hall et al. D12/98
- D495,626 S * 9/2004 Depeyster et al. D12/98

* cited by examiner

Primary Examiner—Melody N. Brown
(74) *Attorney, Agent, or Firm*—Ralph E. Smith

(57) **CLAIM**


The ornamental design for an automobile body, as shown and described.

DESCRIPTION

FIG. 1 is a front perspective view of an automobile body showing our new design;
 FIG. 2 is a side view thereof;
 FIG. 3 is a rear perspective view thereof;
 FIG. 4 is a front view thereof;
 FIG. 5 is a rear view thereof;
 FIG. 6 is a front perspective view of an automobile body showing a second embodiment of our new design;
 FIG. 7 is a side view of FIG. 6;
 FIG. 8 is a rear perspective view of FIG. 6;
 FIG. 9 is a front view of FIG. 6; and,
 FIG. 10 is a rear view of FIG. 6.

It will be understood that the dashed lines presented in the drawings are for illustration only, and do not form a part of the claimed design.

1 Claim, 8 Drawing Sheets



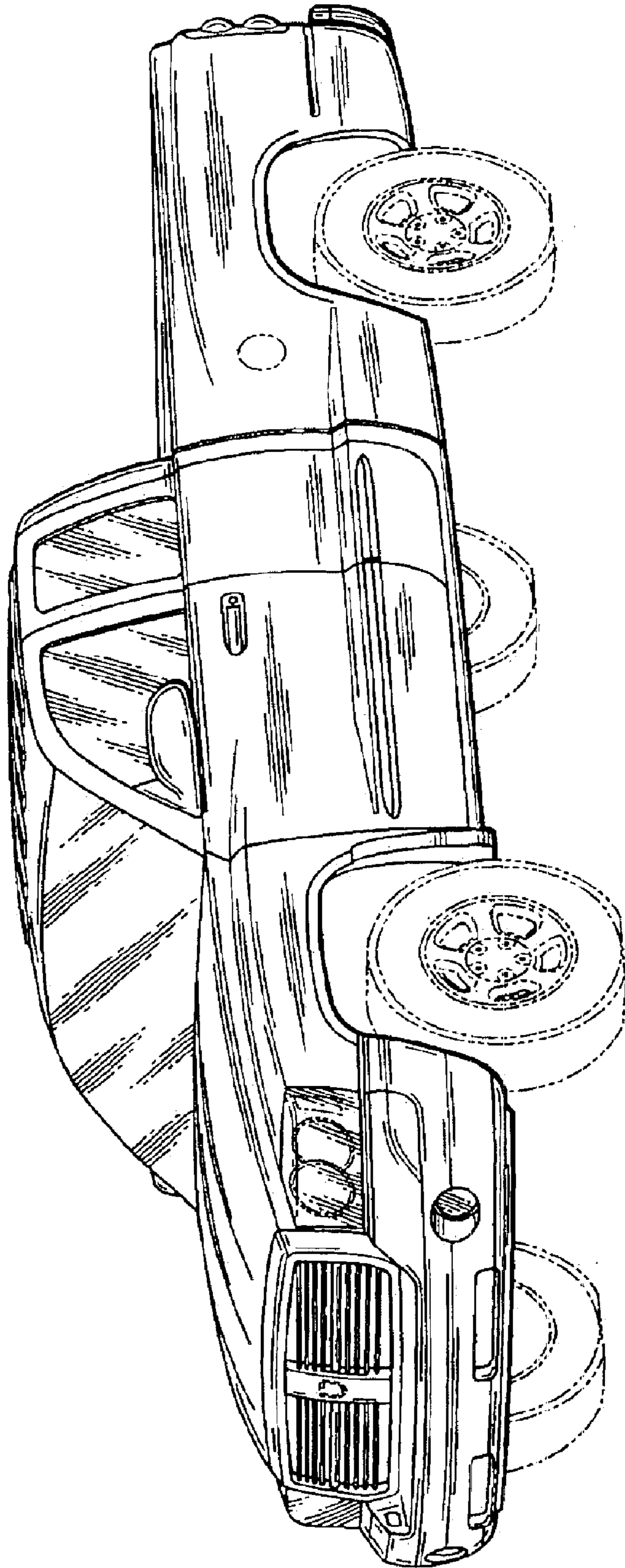


Fig. 1

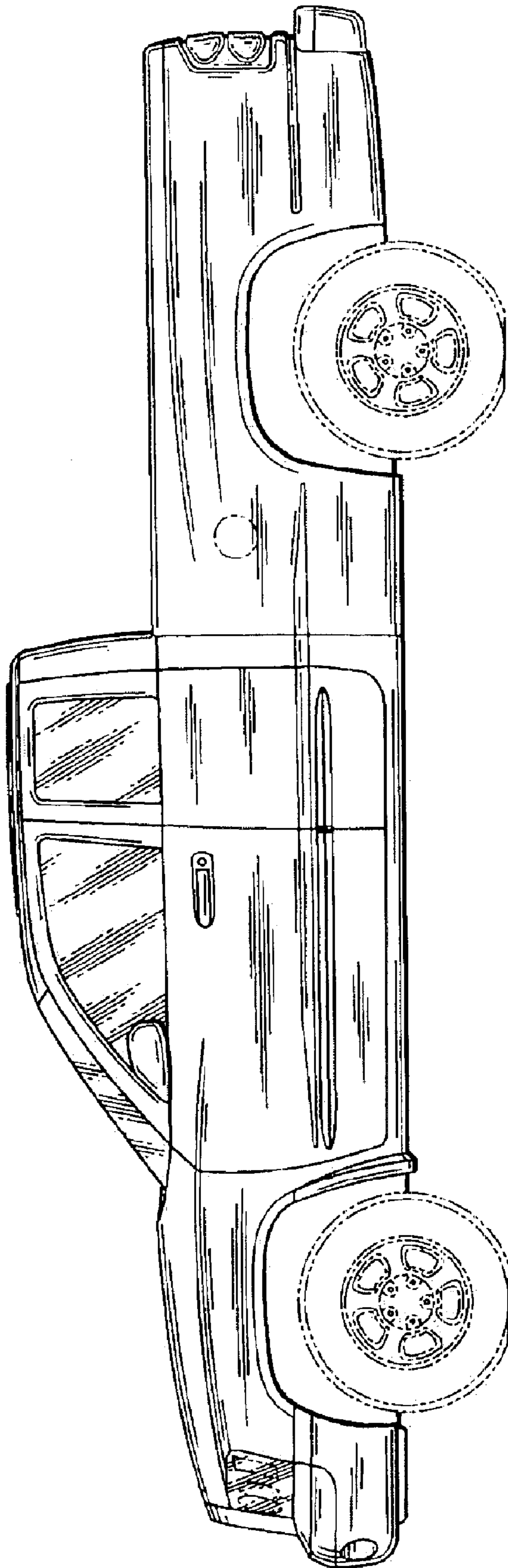


Fig. 2

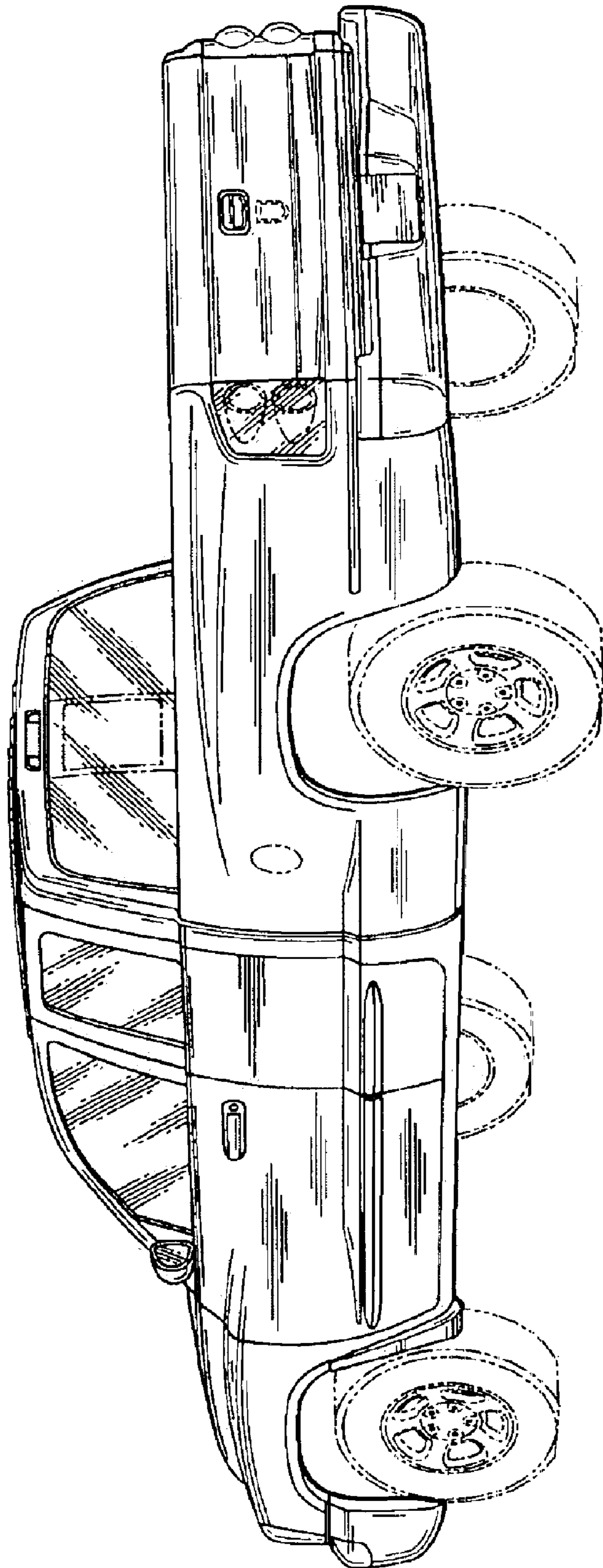


Fig. 3




Fig. 4




Fig. 5

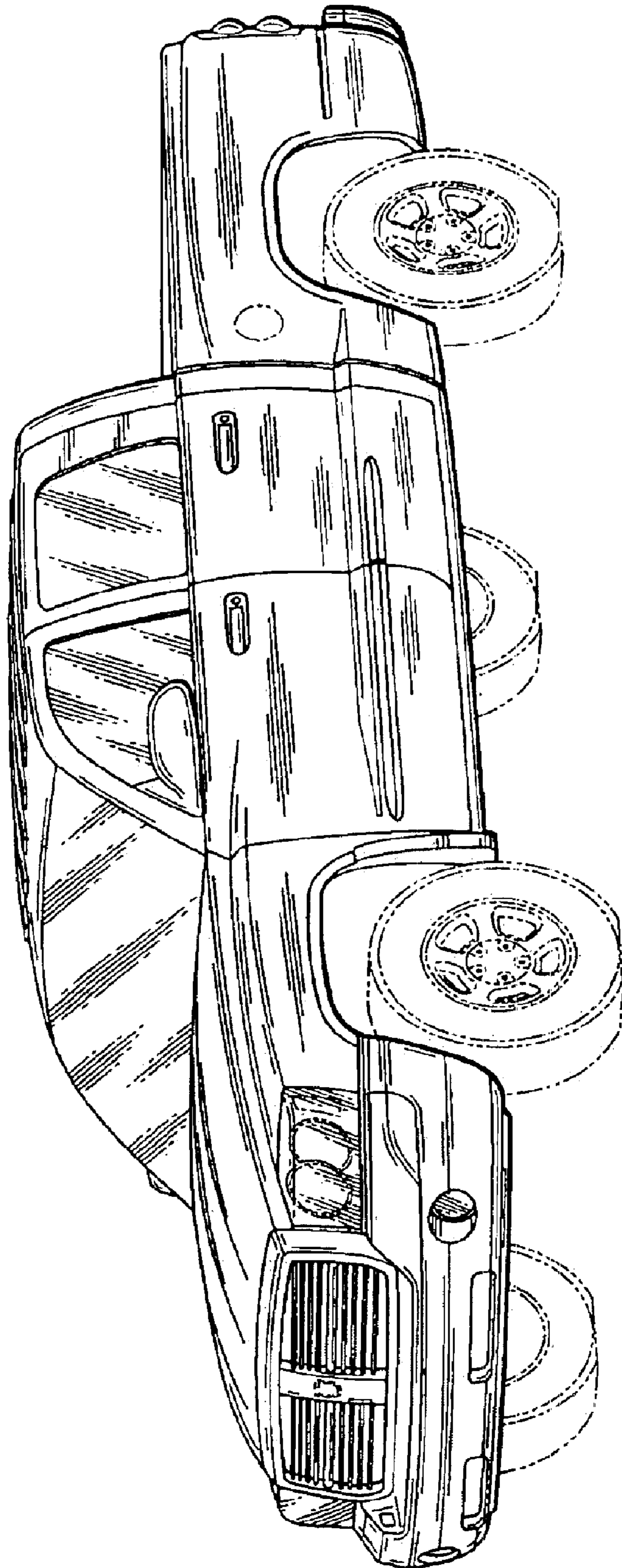


Fig. 6

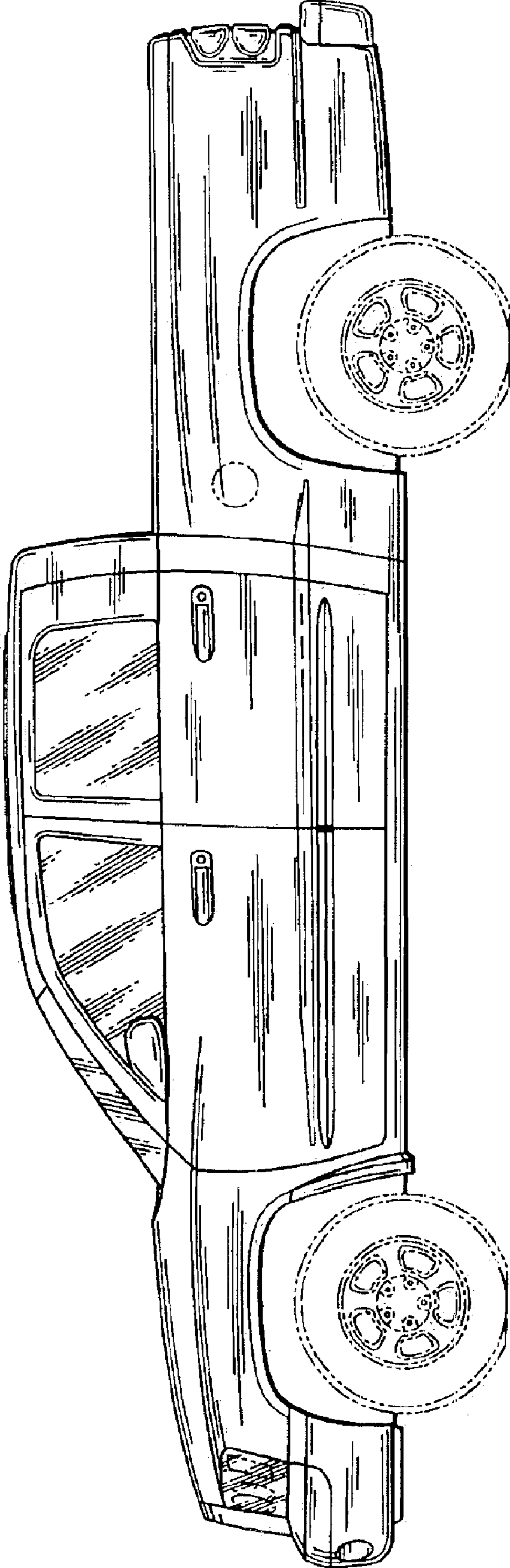


Fig. 7

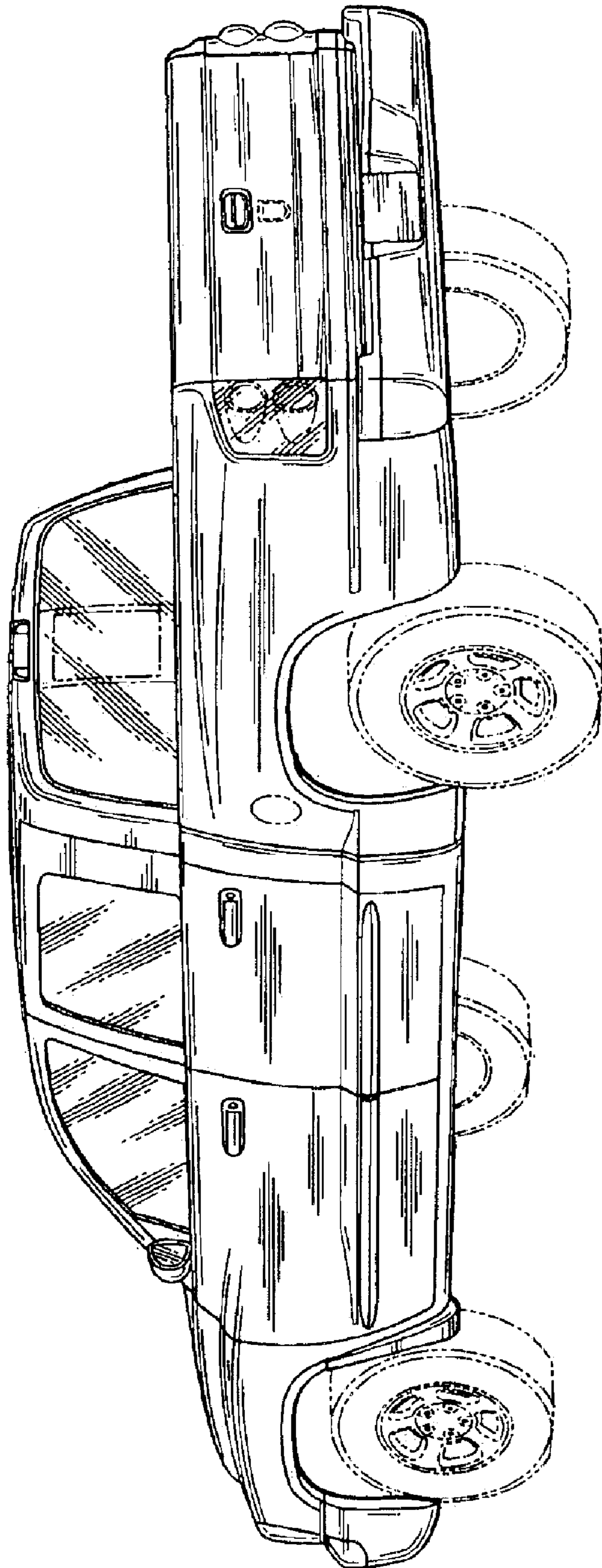


Fig. 8




Fig. 9




Fig. 10