

US00D504355S

(12) **United States Design Patent**
Barrington et al.

(10) **Patent No.:** **US D504,355 S**

(45) **Date of Patent:** **** Apr. 26, 2005**

(54) **AUTOMOBILE BODY**

(75) Inventors: **Alan R Barrington**, Keego Harbor, MI (US); **John C Sodano**, Carlsbad, CA (US); **Kevin R Verduyn**, Carlsbad, CA (US); **Thomas G Tremont**, Birmingham, MI (US); **Trevor M Creed**, West Bloomfield, MI (US)

(73) Assignee: **DaimlerChrysler Corporation**, Auburn Hills, MI (US)

(**) Term: **14 Years**

(21) Appl. No.: **29/200,355**

(22) Filed: **Feb. 26, 2004**

(51) **LOC (7) Cl.** **12-08**

(52) **U.S. Cl.** **D12/92**

(58) **Field of Search** D12/90-92, 86;
D21/424, 433; 296/185

(56) **References Cited**

U.S. PATENT DOCUMENTS

D455,982 S * 4/2002 Iso et al. D12/91

D457,835 S * 5/2002 Iso et al. D12/91
D466,446 S * 12/2002 Tsuchiya et al. D12/92
D467,524 S * 12/2002 Desmond D12/92

* cited by examiner

Primary Examiner—Melody N. Brown

(74) *Attorney, Agent, or Firm*—Ralph E. Smith

(57) **CLAIM**

The ornamental design for an automobile body, as shown and described.

DESCRIPTION

FIG. 1 is a front perspective view of an automobile body showing our new design;

FIG. 2 is a left side view thereof;

FIG. 3 is a right side view thereof;


FIG. 4 is a front view thereof;

FIG. 5 is a rear view thereof; and,

FIG. 6 is a rear perspective view thereof.

It will be understood that the dashed lines presented in the drawings are for illustration only, and do not form a part of the claimed design.

1 Claim, 5 Drawing Sheets



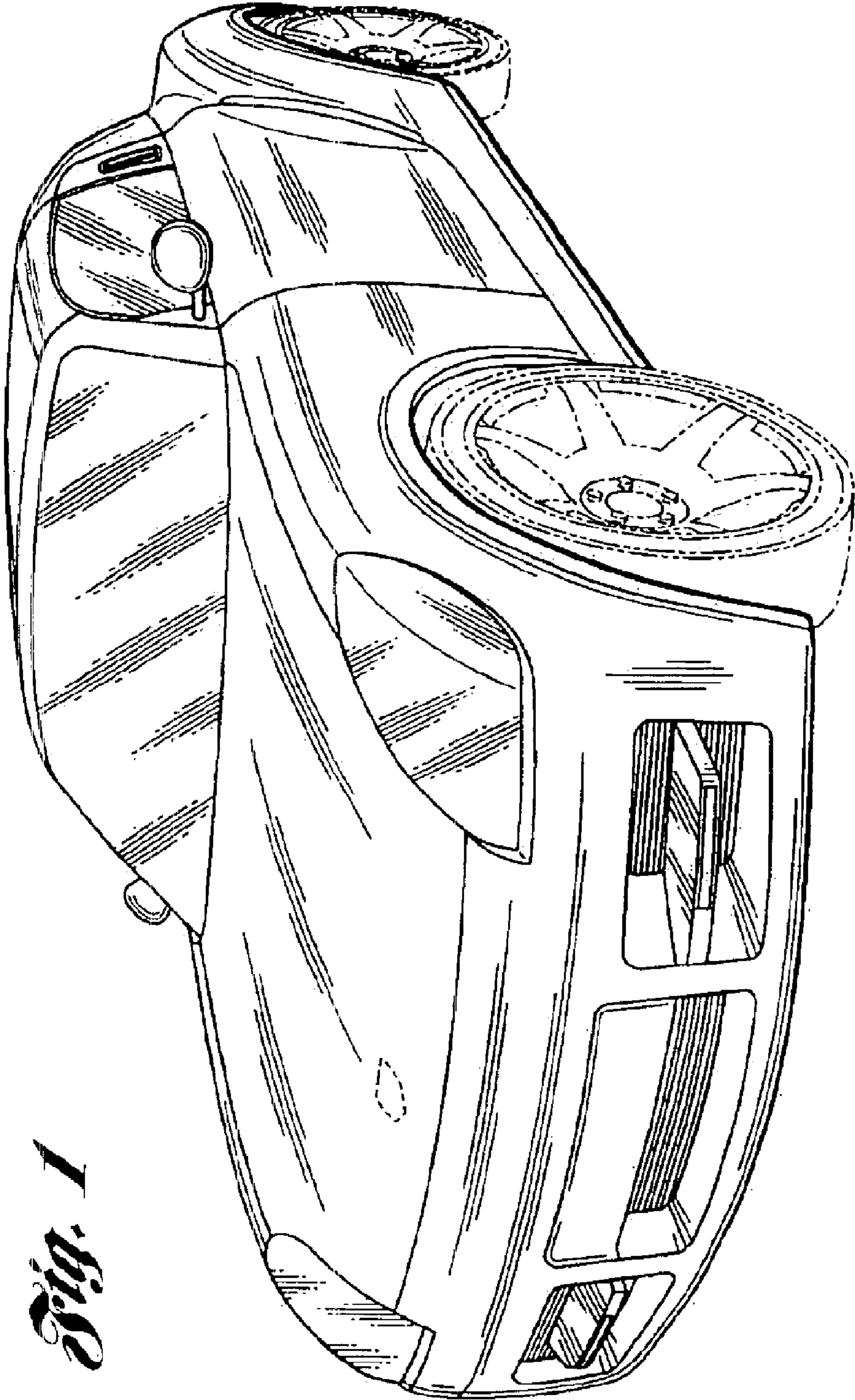


Fig. 1

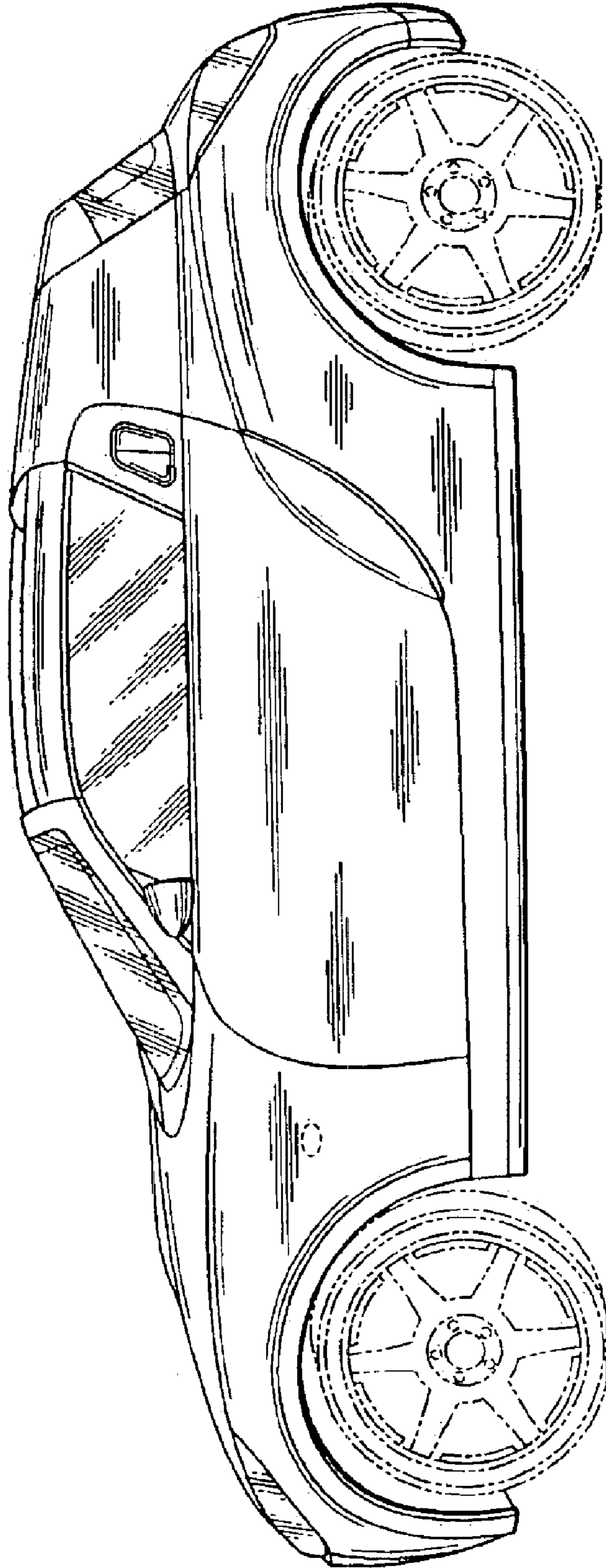


Fig. 2

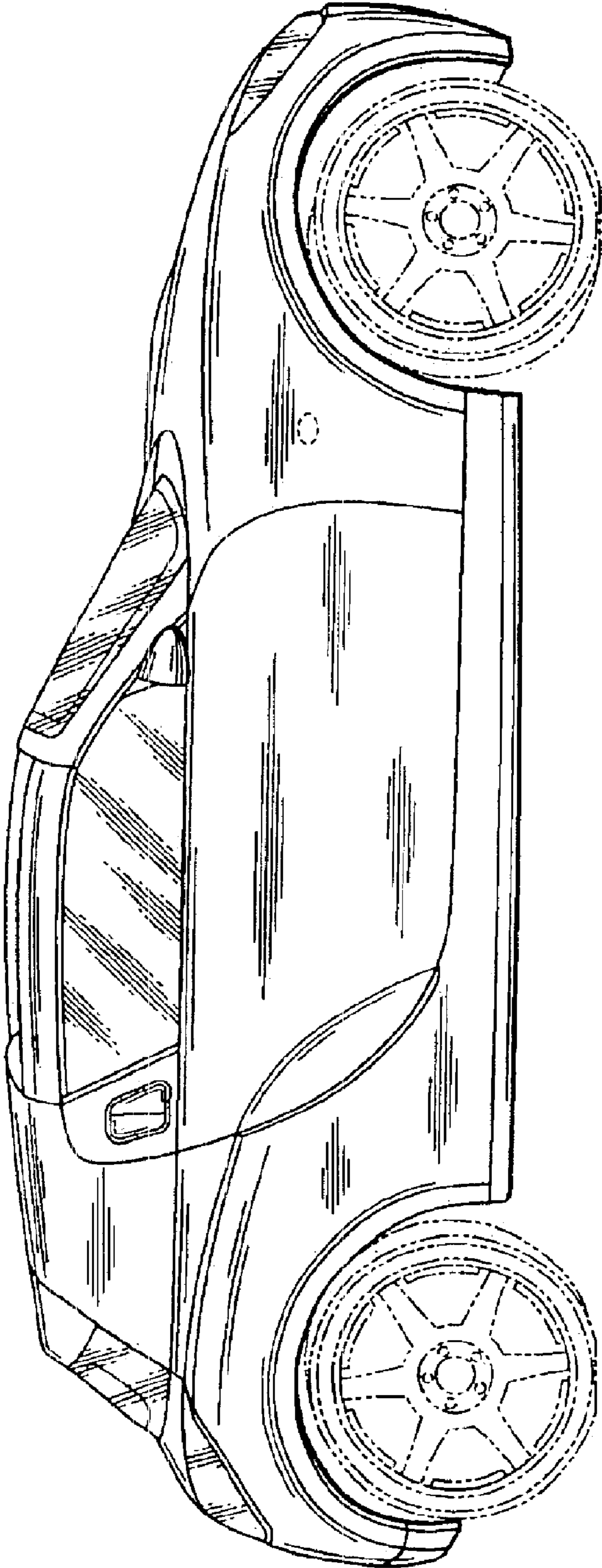


Fig. 3




Fig. 4




Fig. 5

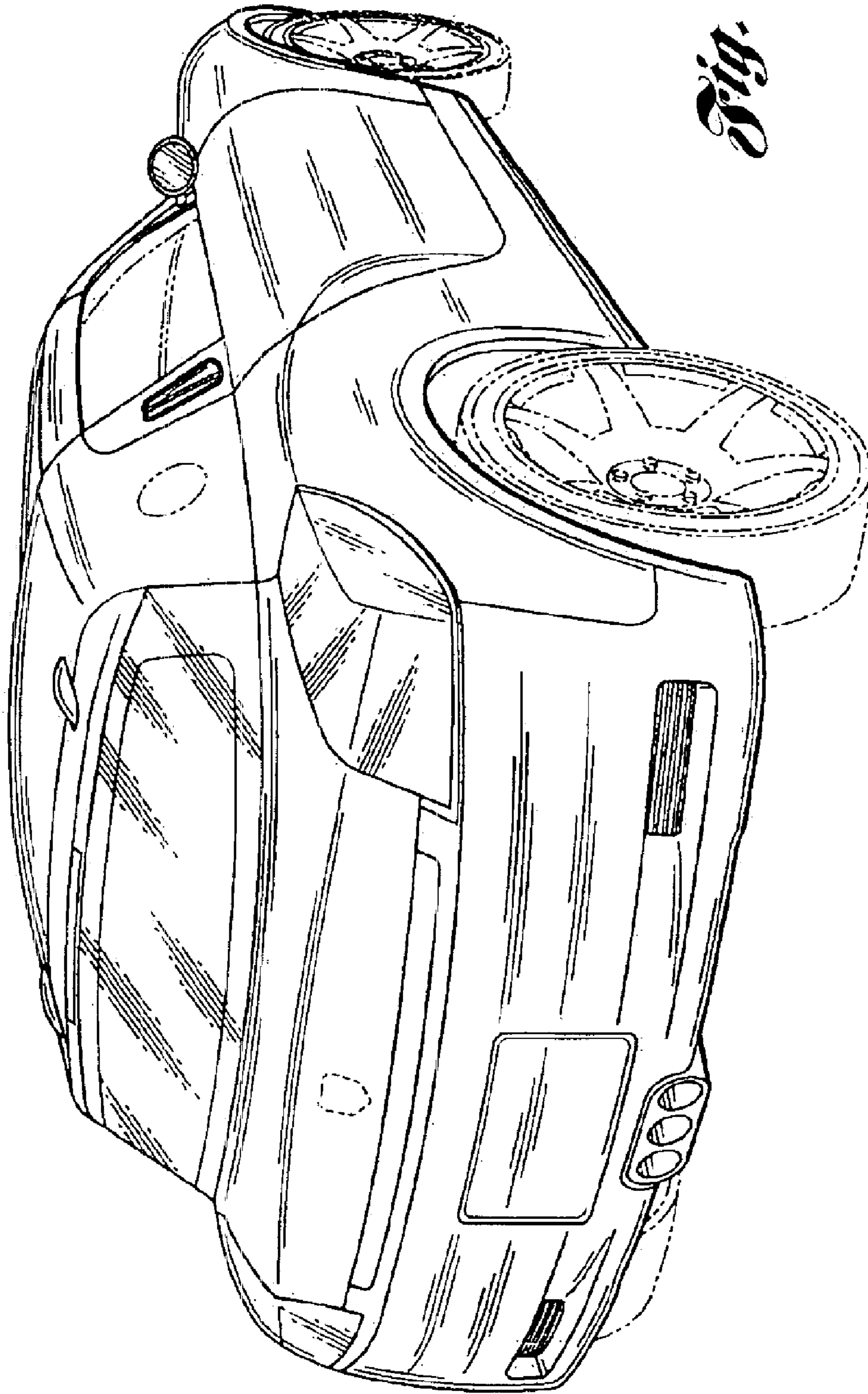


Fig. 6