

US00D504354S

(12) **United States Design Patent**  
**Fumiiri et al.**

(10) **Patent No.:** **US D504,354 S**

(45) **Date of Patent:** **\*\* Apr. 26, 2005**

(54) **AUTOMOBILE**

(75) Inventors: **Akio Fumiiri, Saitama (JP); Nobuyuki Takahashi, Saitama (JP)**

(73) Assignee: **Honda Motor Co., Ltd., Tokyo (JP)**

(\*\*) Term: **14 Years**

(21) Appl. No.: **29/201,693**

(22) Filed: **Mar. 19, 2004**

(30) **Foreign Application Priority Data**

Sep. 22, 2003 (JP) ..... 2003-027677

(51) **LOC (7) Cl.** ..... **12-08**

(52) **U.S. Cl.** ..... **D12/91**

(58) **Field of Search** ..... D12/90-92, 86;  
D21/424, 433; 296/185

(56) **References Cited**

**U.S. PATENT DOCUMENTS**

D442,889 S \* 5/2001 Pfeiffer ..... D12/91  
D459,683 S \* 7/2002 Sakae et al. .... D12/92

D469,038 S \* 1/2003 Mattin et al. .... D12/91  
D479,155 S \* 9/2003 Dolan et al. .... D12/91  
D481,332 S \* 10/2003 Miyazaki et al. .... D12/91

\* cited by examiner

*Primary Examiner*—Melody N. Brown

(74) *Attorney, Agent, or Firm*—Westerman, Hattori Daniels & Adrian, LLP

(57) **CLAIM**

The ornamental design for, an automobile, as shown and described.

**DESCRIPTION**

FIG. 1 is a front elevation view of an automobile, showing our new design;

FIG. 2 is a rear elevation view thereof;

FIG. 3 is a top plan view thereof;

FIG. 4 is a bottom plan view thereof;

FIG. 5 is a right side elevation view thereof;

FIG. 6 is a left side elevation view thereof;

FIG. 7 is a perspective view thereof; and,

FIG. 8 is another perspective view thereof.

**1 Claim, 6 Drawing Sheets**




FIG. 1

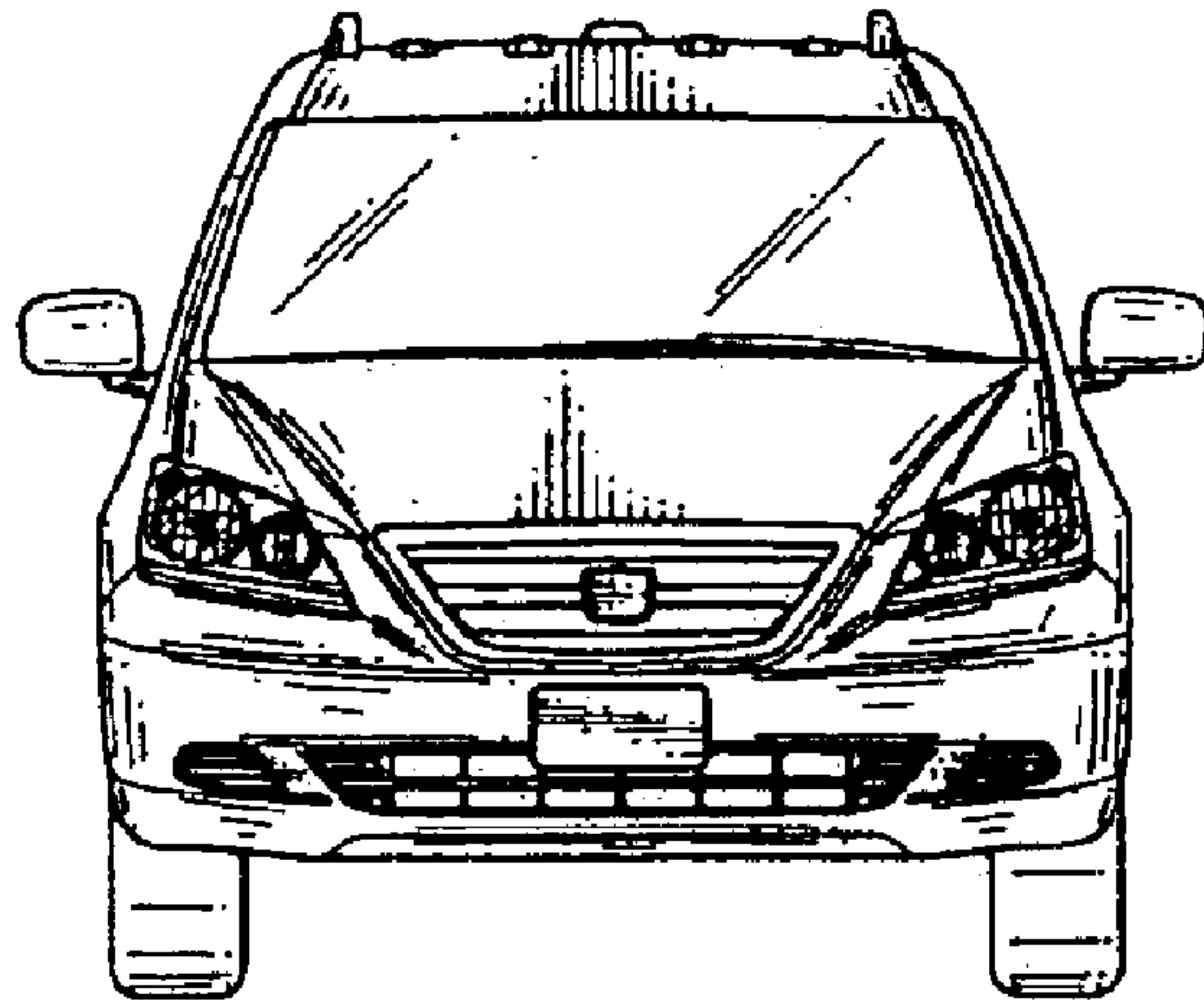


FIG. 2




FIG. 3

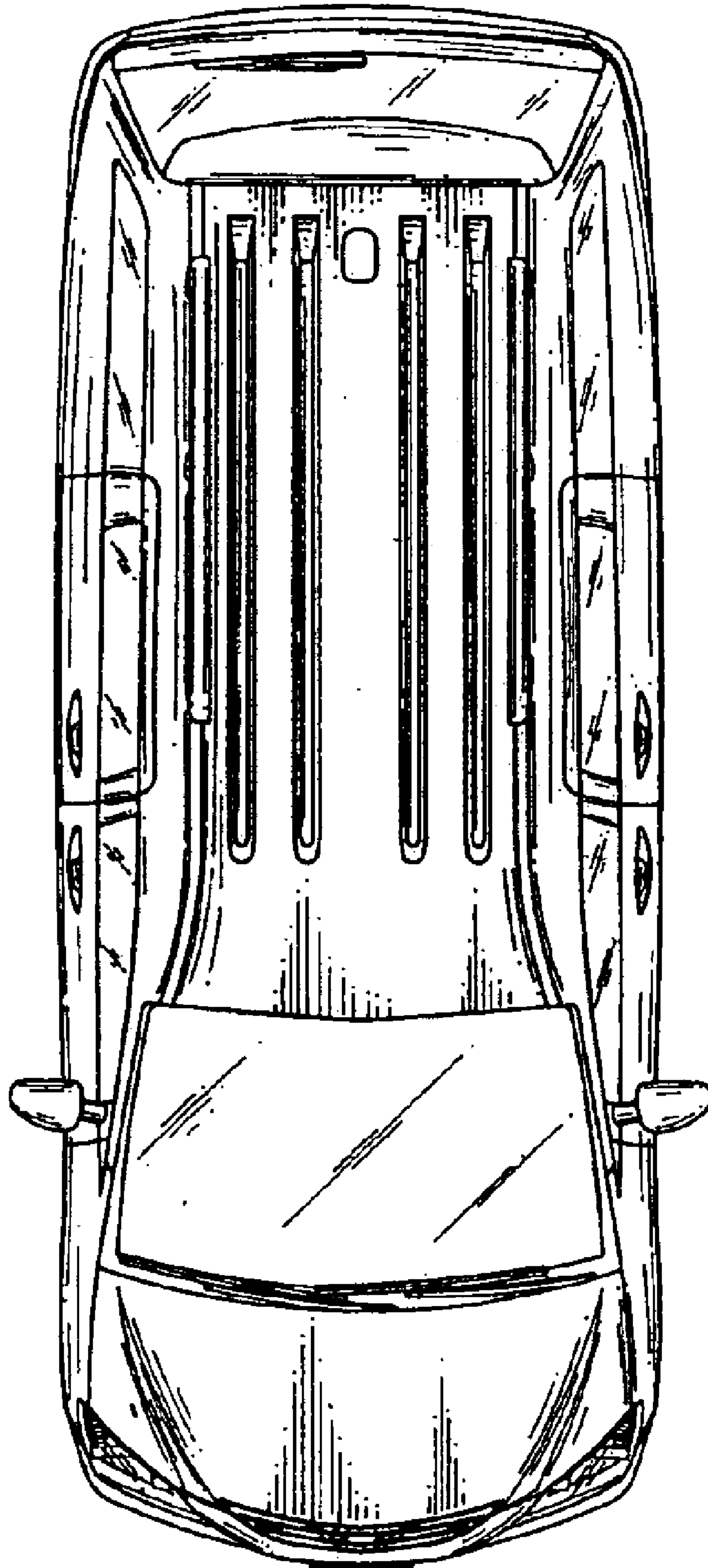


FIG. 4

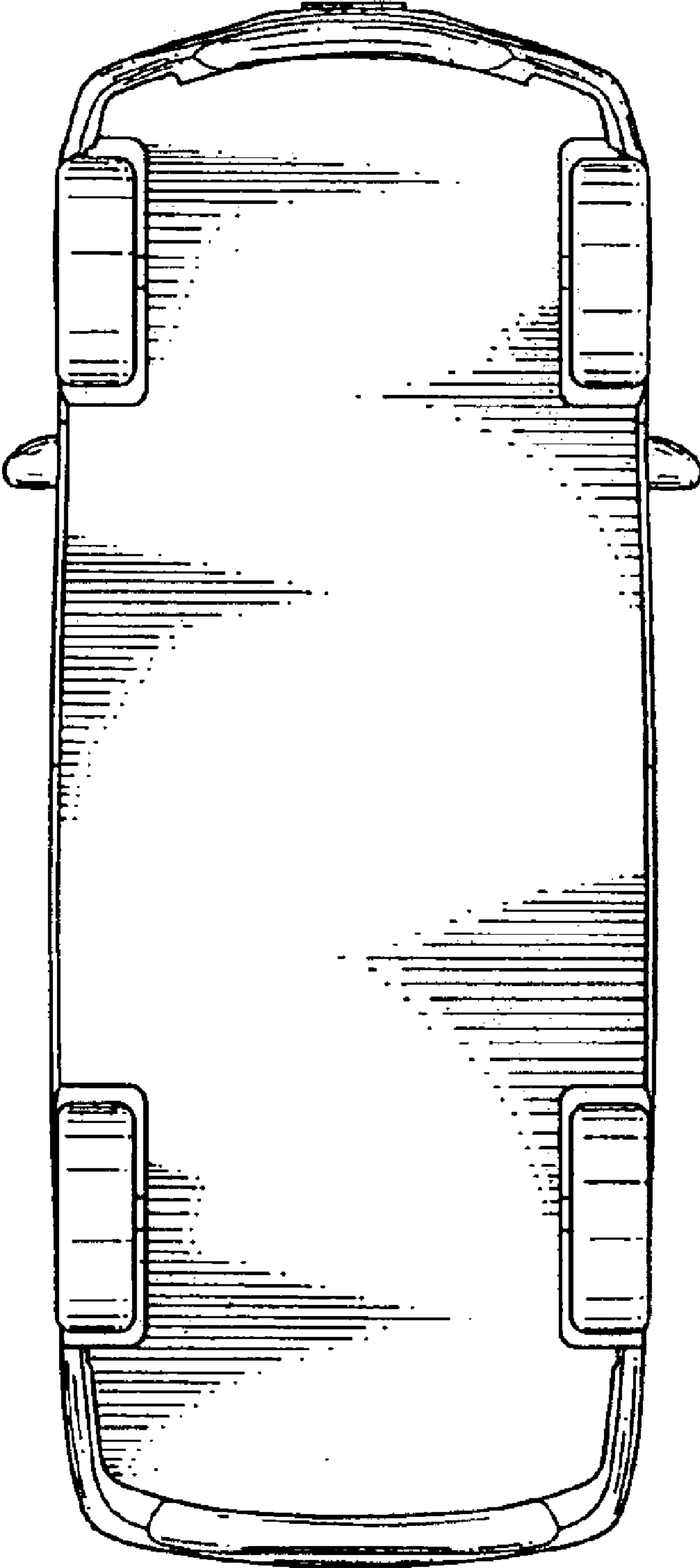


FIG. 5




FIG. 6






FIG. 7




FIG. 8

