

US00D504352S

(12) **United States Design Patent**
Harbaugh

(10) **Patent No.: US D504,352 S**
(45) **Date of Patent: ** Apr. 26, 2005**

(54) **PLANTER**

(76) Inventor: **Kenneth A. Harbaugh**, 9886
Riverwood Ct., Douglasville, GA (US)
30135

(**) Term: **14 Years**

(21) Appl. No.: **29/188,780**

(22) Filed: **Aug. 21, 2003**

Related U.S. Application Data

(62) Division of application No. 29/173,647, filed on Jan. 3, 2003, now Pat. No. Des. 485,785.

(51) **LOC (7) Cl.** **11-02**

(52) **U.S. Cl.** **D11/151; D11/152; D11/153**

(58) **Field of Search** D11/143, 148-149,
D11/151-154; D6/403-404; 47/65.5, 65.7,
67, 71-72, 76, 78; 206/423; 248/27.8; D7/518,
521, 560, 582, 585, 564-565; 217/122;
D3/306

(56) **References Cited**

U.S. PATENT DOCUMENTS

D53,742 S * 8/1919 Kopp D11/151

3,679,119 A * 7/1972 Copping 47/78
D479,694 S * 9/2003 Harbaugh D11/151
D479,695 S * 9/2003 Harbaugh D11/152
D485,785 S * 1/2004 Harbaugh D11/151
D490,017 S * 5/2004 Harbaugh D11/152
D490,341 S * 5/2004 Harbaugh D11/149

* cited by examiner

Primary Examiner—Mimosa De

(74) *Attorney, Agent, or Firm*—Kilpatrick Stockton LLP

(57) **CLAIM**

The ornamental design for a planter, substantially as shown and described.

DESCRIPTION

FIG. 1 is a perspective view showing the planter;
FIG. 2 is a front view thereof, the rear view being the same;
FIG. 3 is a side view thereof, the opposite side view being the same;
FIG. 4 is a top view thereof; and,
FIG. 5 is a bottom view thereof.

1 Claim, 3 Drawing Sheets





Fig. 1




Fig. 2




Fig. 3

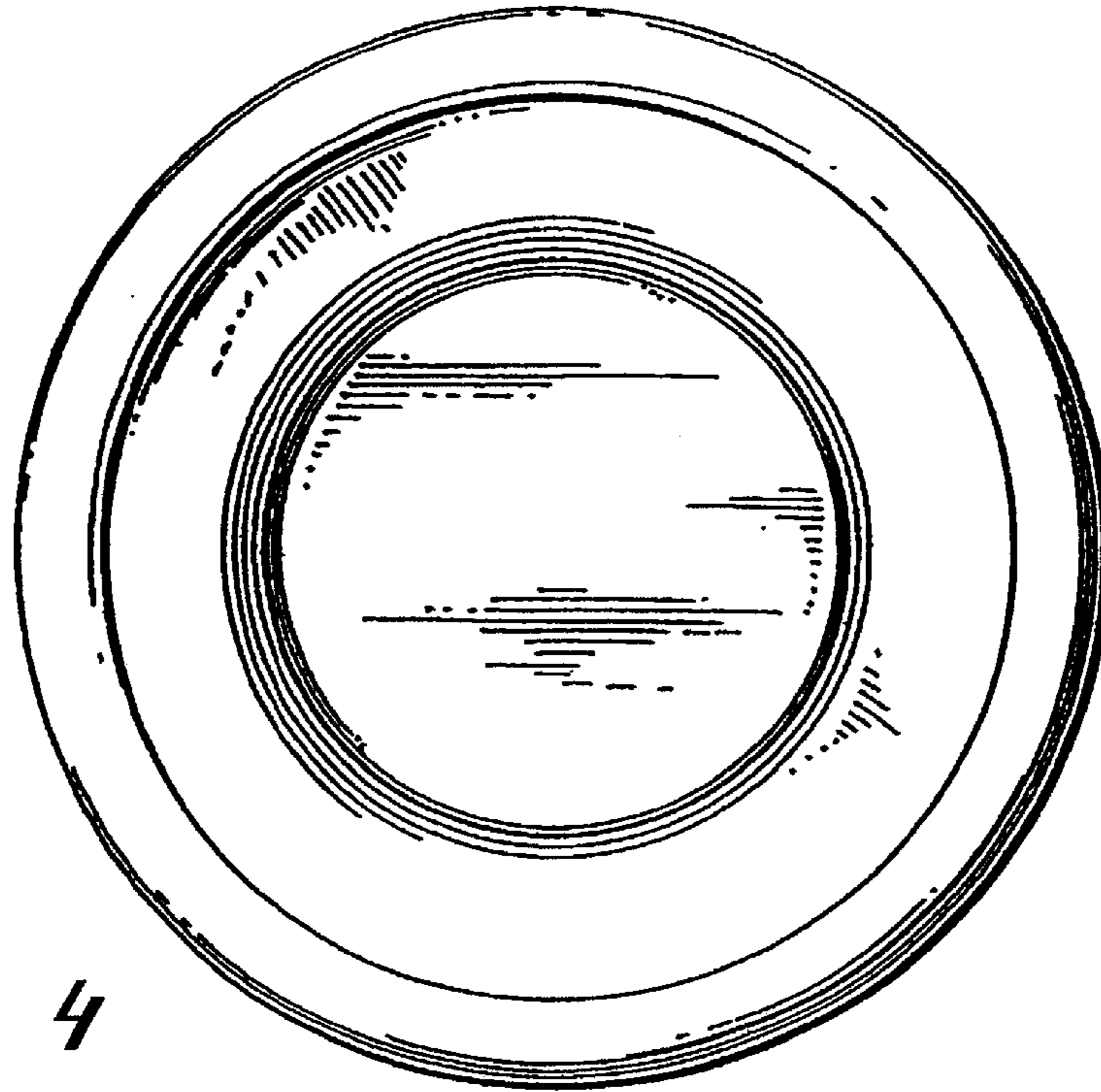


Fig. 4

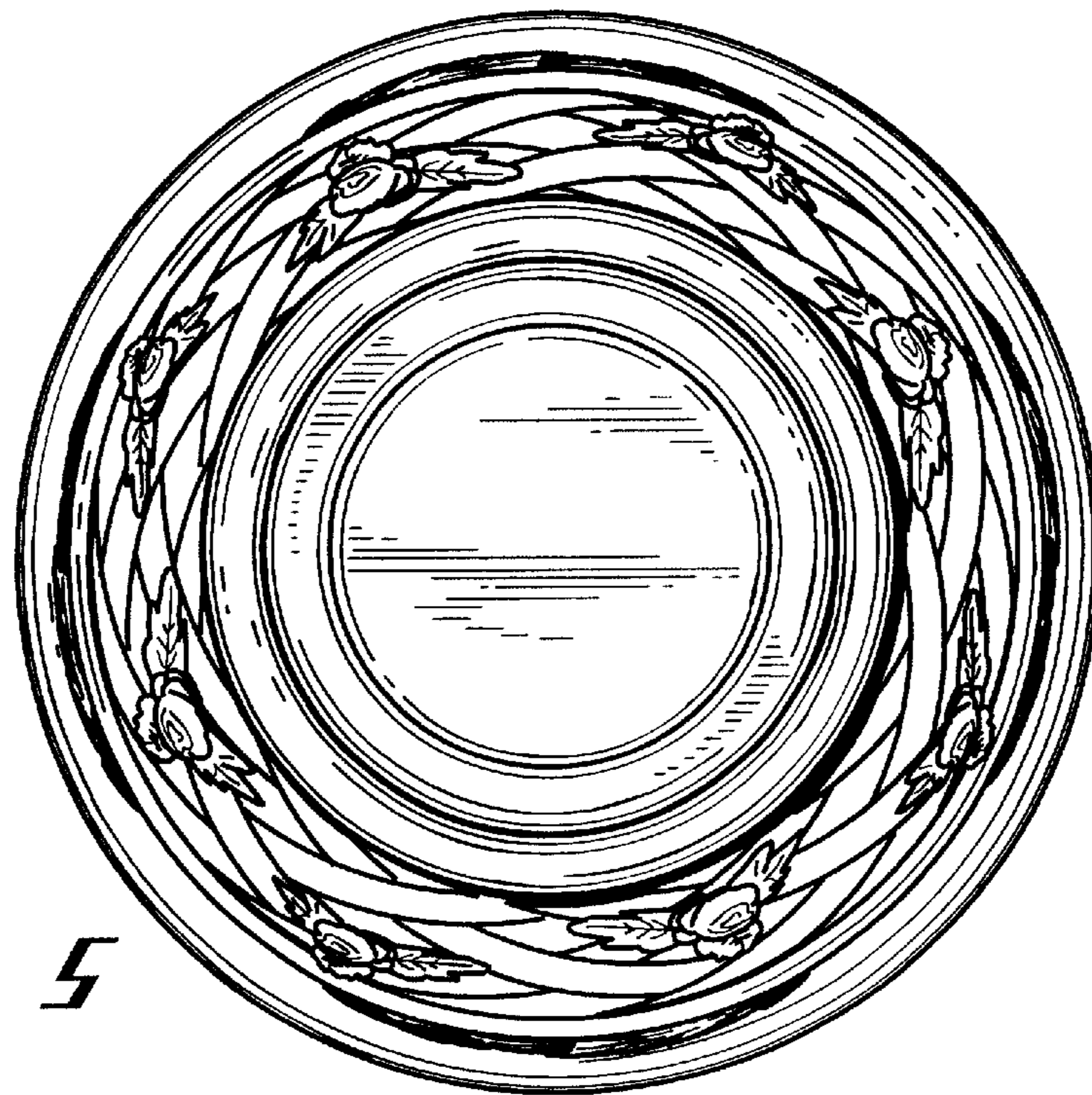


Fig. 5