



US00D504349S

(12) **United States Design Patent**  
**Shagalov**

(10) **Patent No.:** **US D504,349 S**  
(45) **Date of Patent:** **\*\* Apr. 26, 2005**

(54) **PRECIOUS STONE ARRANGEMENT**

D485,509 S \* 1/2004 Shagalov ..... D11/91

(76) **Inventor:** **Simon Shagalov**, 200 Winston Dr.,  
#906, Cliffside, NJ (US) 07010

\* cited by examiner

(\*\*) **Term:** **14 Years**

*Primary Examiner*—Louis S. Zarfaz

*Assistant Examiner*—John Windmuller

(21) **Appl. No.:** **29/206,106**

(74) *Attorney, Agent, or Firm*—Ostrolenk, Faber, Gerb & Soffen, LLP

(22) **Filed:** **May 25, 2004**

(57) **CLAIM**

The ornamental design for a precious stone arrangement, as shown and described.

**Related U.S. Application Data**

(62) Division of application No. 29/183,689, filed on Jun. 16, 2003, now Pat. No. Des. 498,699.

**DESCRIPTION**

(51) **LOC (7) Cl.** ..... **11-01**

FIG. 1 is a top view of a precious stone arrangement showing my new design.

(52) **U.S. Cl.** ..... **D11/91**

FIG. 2 is a bottom view of FIG. 1.

(58) **Field of Search** ..... D11/89-92, 7,  
D11/24, 25, 34, 37, 40, 43, 76, 79; 63/26-32

FIG. 3 is a front elevational view of FIG. 1, with the two other sides being identical.

(56) **References Cited**

FIG. 4 is a top view of a modification of FIG. 1.

**U.S. PATENT DOCUMENTS**

FIG. 5 is a bottom view of FIG. 4; and,

D409,518 S \* 5/1999 Ho ..... D11/91

FIG. 6 is an elevational front view of FIG. 4, with the two other side elevational views being identical.

D440,181 S \* 4/2001 Wolf ..... D11/90

D458,868 S \* 6/2002 Cheung et al. .... D11/91

**1 Claim, 2 Drawing Sheets**

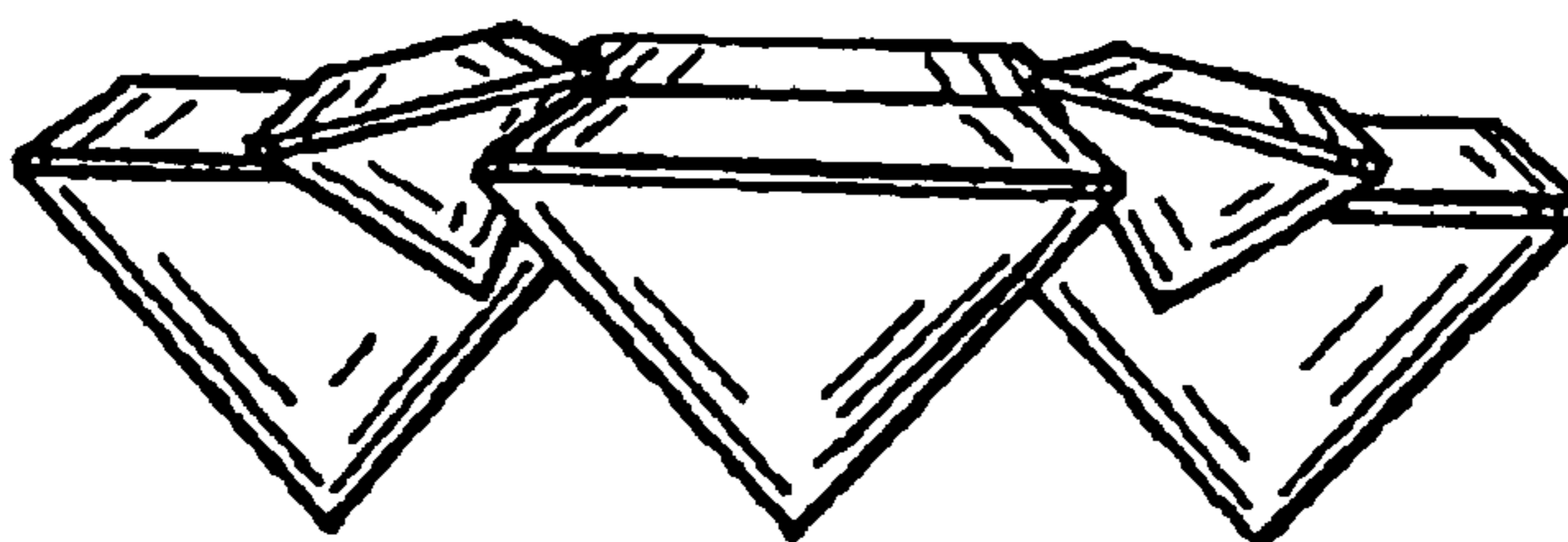



FIG. 1




FIG. 2

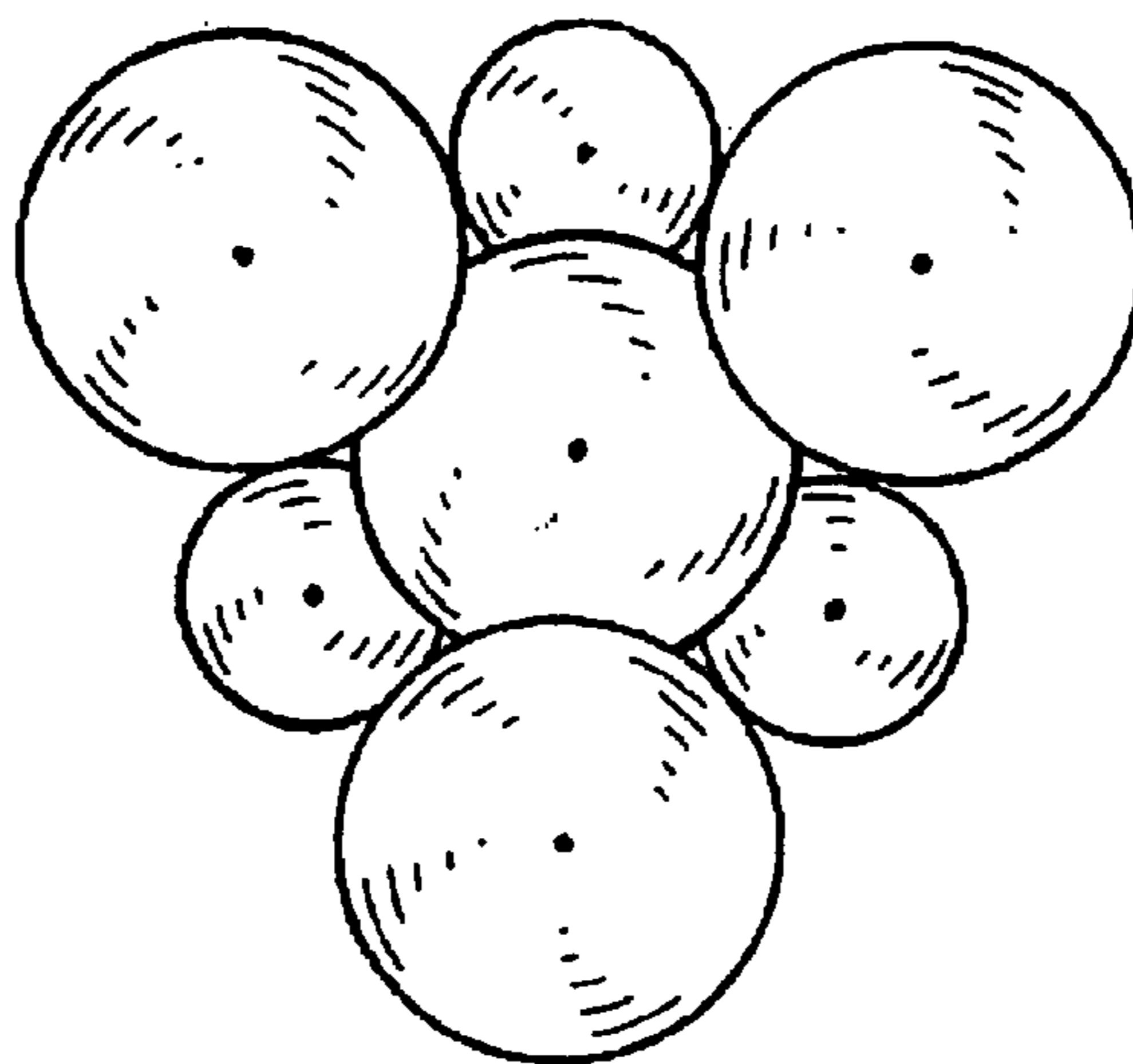


FIG. 3

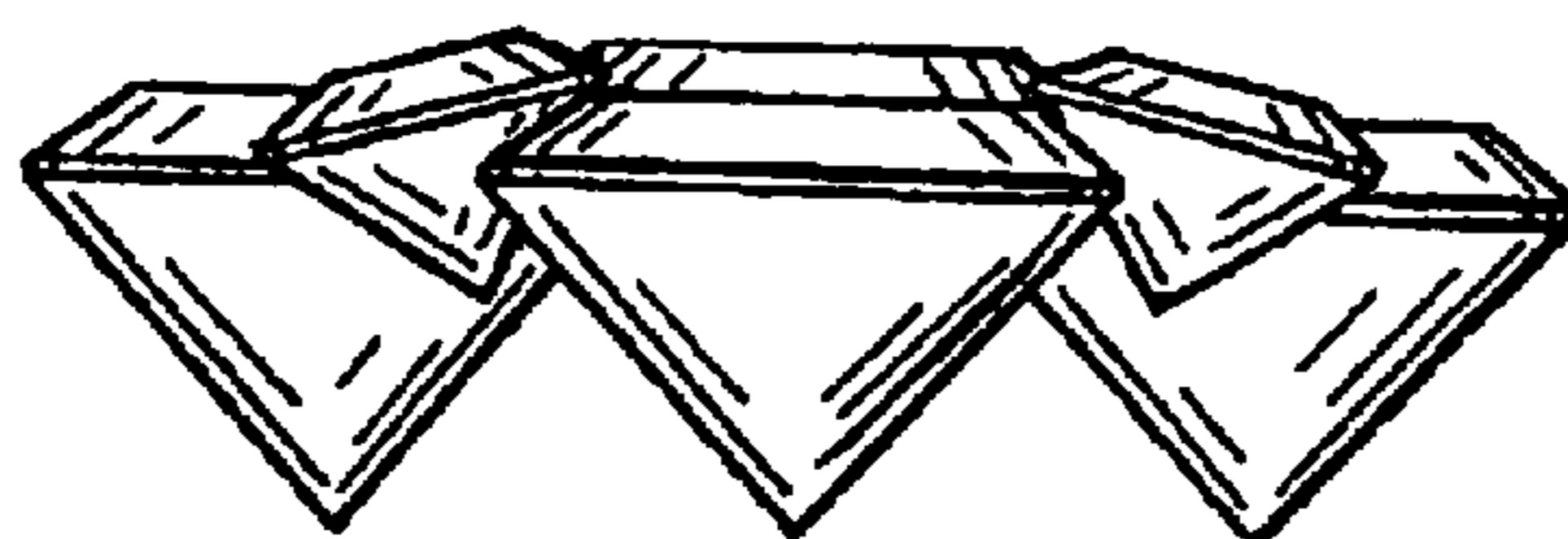


FIG. 4




FIG. 5




FIG. 6

