

US00D504342S

(12) **United States Design Patent**  
**Kesselman**

(10) **Patent No.: US D504,342 S**  
(45) **Date of Patent: \*\* Apr. 26, 2005**

(54) **SCALE WITH REMOVABLE HINGED LID FOR TRAY**

(76) **Inventor: Joshua D. Kesselman, 2515 SW. Marine Dr., Vancouver, BC (CA), V6P 6C3**

(\*\*) **Term: 14 Years**

(21) **Appl. No.: 29/196,024**

(22) **Filed: Dec. 19, 2003**

(51) **LOC (7) Cl. .... 10-04**

(52) **U.S. Cl. .... D10/91**

(58) **Field of Search ..... D10/87-92; 177/25.12-25, 177/177, 180, 181, 262, 238-245**

(56) **References Cited**

**U.S. PATENT DOCUMENTS**

D401,173 S	*	11/1998	Kurata et al. ....	D10/91
D410,397 S	*	6/1999	Kurata et al. ....	D10/91
D442,872 S	*	5/2001	Sato .....	D10/92
D470,782 S	*	2/2003	Motomizu .....	D10/92
D472,832 S	*	4/2003	Kesselman .....	D10/91
D472,833 S	*	4/2003	Thadani .....	D10/91
D488,732 S	*	4/2004	Kesselman .....	D10/91

\* cited by examiner

*Primary Examiner*—Lucy Lieberman

(74) *Attorney, Agent, or Firm*—Christine Q. McLeod; Beusse, Brownlee, Wolter, Mora & Maire

(57) **CLAIM**

The ornamental design for a scale with removable hinged lid for tray, as shown and described.

**DESCRIPTION**

FIG. 1 is a front perspective view of a scale hereof in an open position;

FIG. 2 is a right side perspective view of a scale hereof in an open position;

FIG. 3 is a rear perspective view a scale hereof in an open position;

FIG. 4 is a left side perspective view a scale hereof in an open position;

FIG. 5 is a top perspective view of a scale hereof in a closed position;

FIG. 6 is a top perspective view of a scale hereof in an open position showing the lid placed on top the scale as a tray;

FIG. 7 is a front perspective view of a scale hereof in an open position showing the lid removed from and placed aside the scale as a tray;

FIG. 8 is a top perspective view of a scale hereof in an open position showing the lid placed on top the scale as a tray;


FIG. 9 is a top perspective view of a scale hereof in an open position without the lid;

FIG. 10 is a front perspective view of a scale hereof in an open position showing the lid removed from and placed in front of the scale as a tray; and,

FIG. 11 is a front perspective view of a scale herein in an open position placed on end.

The scale is shown without the lid in FIG. 9 for ease of illustration.

**1 Claim, 6 Drawing Sheets**






FIGURE 1



FIGURE 2




FIGURE 3



FIGURE 4




FIGURE 5




FIGURE 6




FIGURE 7




FIGURE 8




FIGURE 9




FIGURE 10



FIGURE 11