

US00D504333S

(12) **United States Design Patent**  
**Arabov**

(10) **Patent No.:** **US D504,333 S**

(45) **Date of Patent:** **\*\* Apr. 26, 2005**

(54) **DECORATIVE MULTIPLE TIME ZONE WATCH**

(76) **Inventor:** **Jacob Arabov**, 65 Tennis Pl., Forest Hills, NY (US) 11375

(\*\*) **Term:** **14 Years**

(21) **Appl. No.:** **29/197,510**

(22) **Filed:** **Jan. 15, 2004**

**Related U.S. Application Data**

(62) Division of application No. 29/166,646, filed on Aug. 29, 2002.

(51) **LOC (7) Cl.** ..... **10-02**

(52) **U.S. Cl.** ..... **D10/39**

(58) **Field of Search** ..... D10/30-39; 368/280-282, 368/276-277, 285, 293-294

(56) **References Cited**

**U.S. PATENT DOCUMENTS**

- D93,390 S \* 9/1934 Graef ..... D10/39
- D101,076 S \* 9/1936 Wadsworth ..... D10/39
- D421,918 S \* 3/2000 Bodino ..... D10/32
- D421,920 S \* 3/2000 Bodino ..... D10/32
- D453,474 S \* 2/2002 Guadalupe ..... D10/30
- D454,310 S \* 3/2002 Dostourian ..... D10/30

- D454,802 S \* 3/2002 Hegi ..... D10/39
- D468,217 S \* 1/2003 Lepeu et al. .... D10/32
- D485,500 S \* 1/2004 Rabassa ..... D10/39
- D490,325 S \* 5/2004 de Limburg-Stirum ..... D10/39
- D496,290 S \* 9/2004 Plan ..... D10/32
- D498,683 S \* 11/2004 Arabov ..... D10/39

\* cited by examiner

*Primary Examiner*—Nelson C. Holtje

(74) *Attorney, Agent, or Firm*—Robert L. Tucker


(57) **CLAIM**

The ornamental design for a decorative multiple time zone watch, as shown and described.

**DESCRIPTION**

FIG. 1 is a top side view of a second embodiment of the device of the new design;  
 FIG. 2 is a left perspective view of the device of FIG. 1;  
 FIG. 3 is a right perspective view of the device of FIG. 1;  
 FIG. 4 is a right side elevation view of the device of FIG. 1;  
 FIG. 5 is a left side elevation view of the device of FIG. 1;  
 FIG. 6 is a front side elevation view of the device of FIG. 1;  
 FIG. 7 is a rear side elevation view of the device of FIG. 1;  
 and,  
 FIG. 8 is a bottom side view of the device of FIG. 1.

**1 Claim, 6 Drawing Sheets**






FIG. 1




FIG. 2

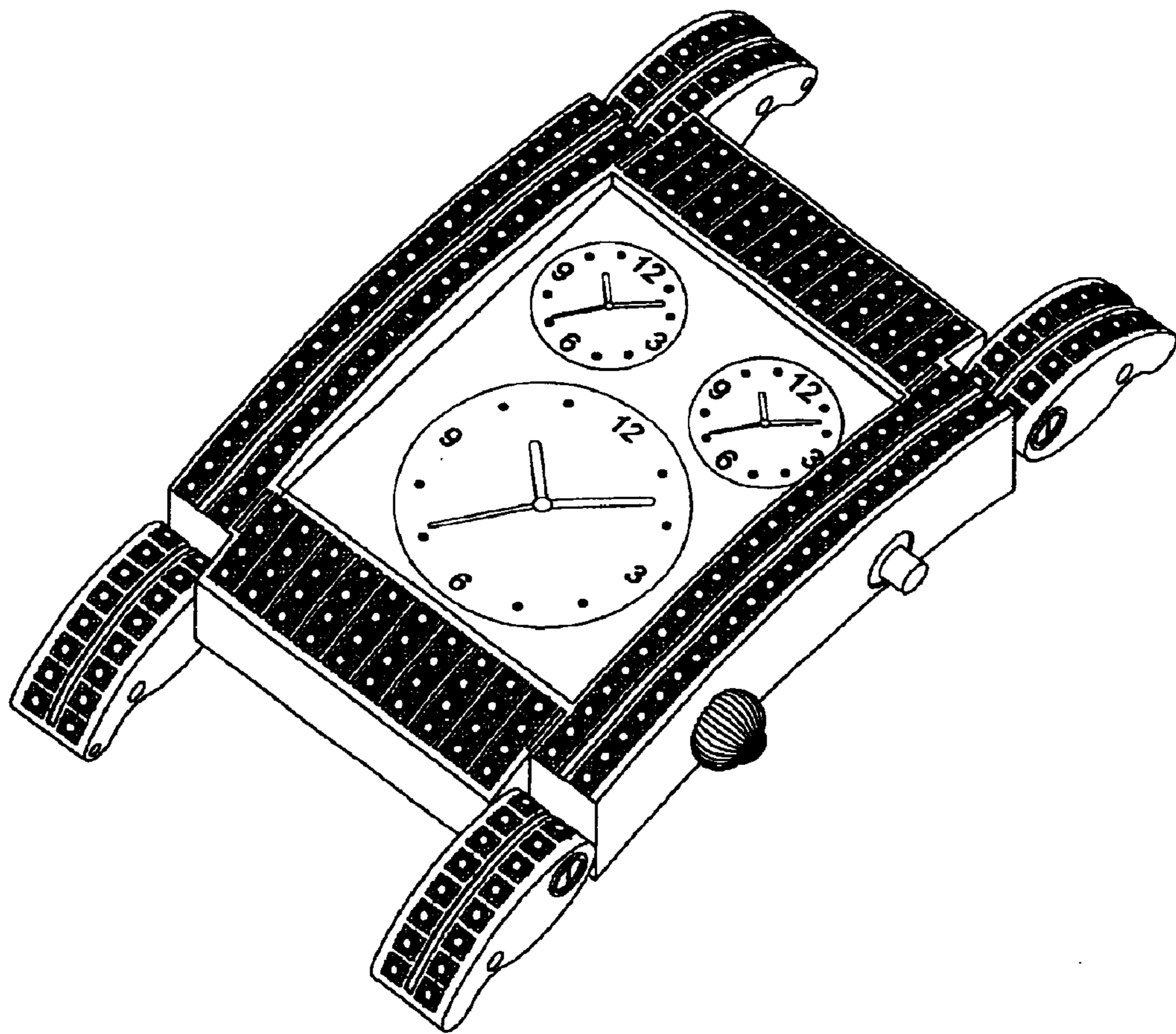


FIG. 3



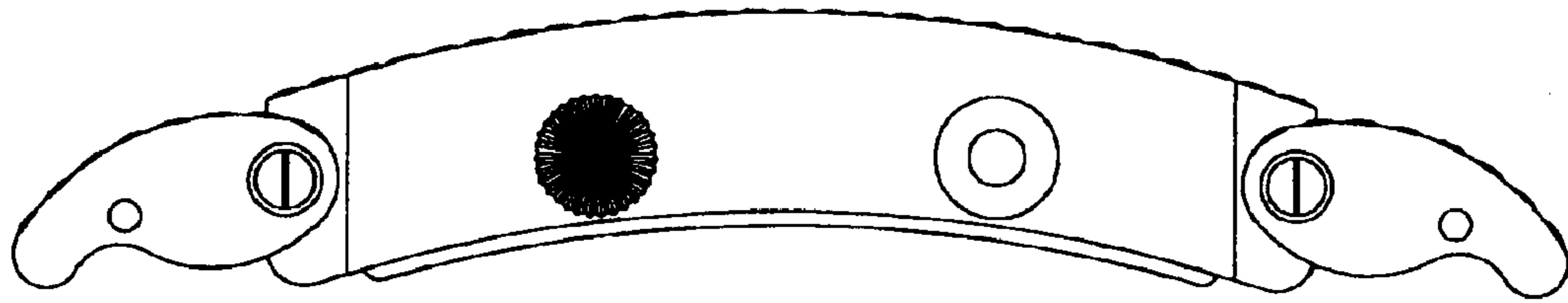


FIG. 4




FIG. 5

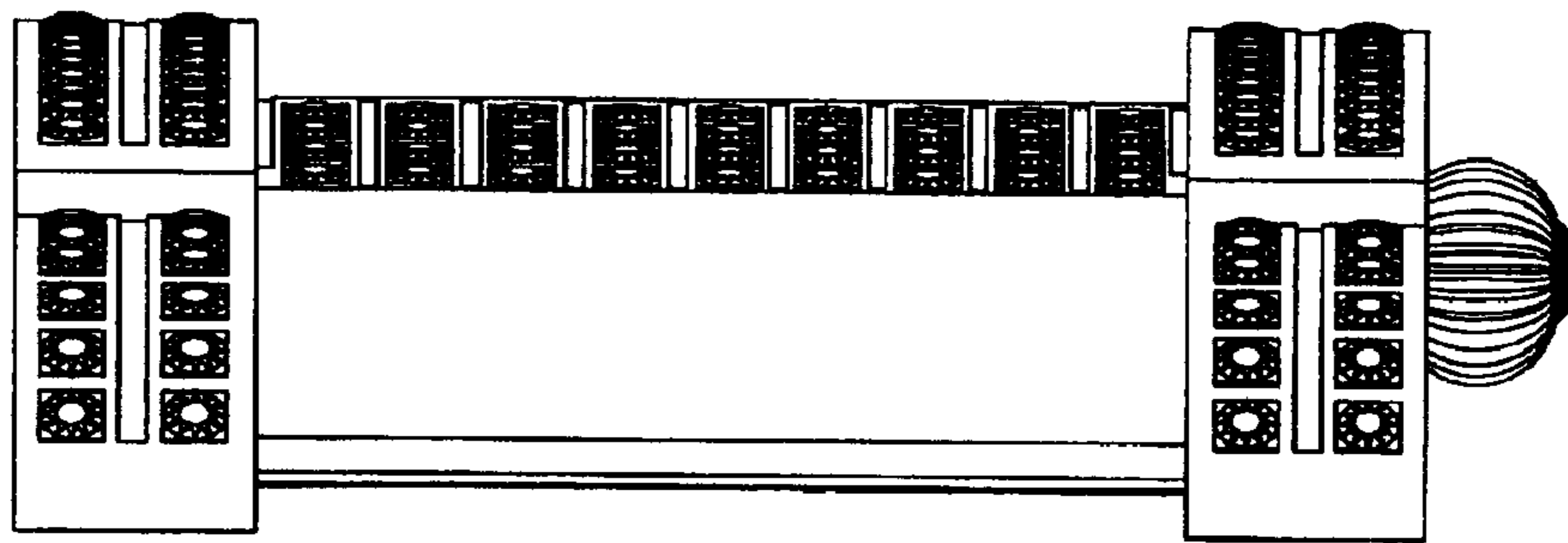


FIG. 6

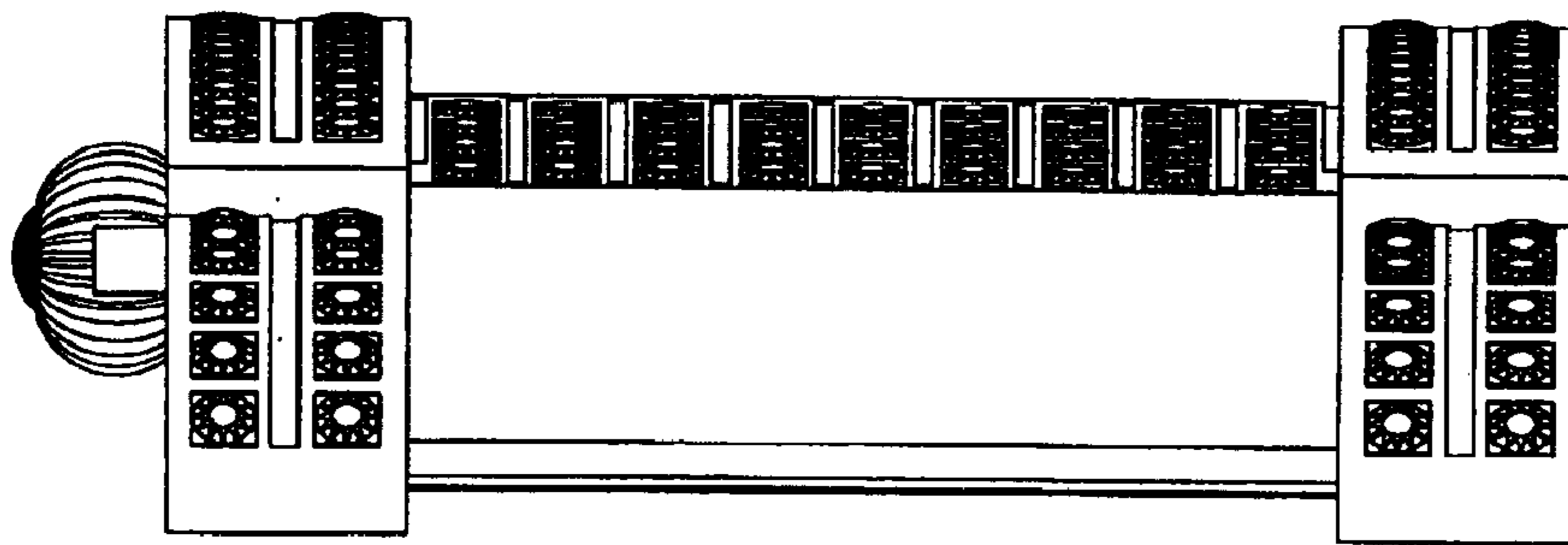


FIG. 7




FIG. 8