

US00D504329S

(12) **United States Design Patent**
Lüscher

(10) **Patent No.: US D504,329 S**

(45) **Date of Patent: ** Apr. 26, 2005**

(54) **WRIST WATCH**

D412,288 S * 7/1999 Perrin et al. D10/32
D471,823 S * 3/2003 Dahmen D10/32

(75) Inventor: **Denis Lüscher**, Grenchen (CH)

OTHER PUBLICATIONS

(73) Assignee: **RadoUhren AG (Rado Watch Co. Ltd.) (Montres Rado SA)**, Lengnau (CH)

Jeweler's Circular—Keystone—Oct. 1960—p. 79—Watch at bottom.*

(**) Term: **14 Years**

* cited by examiner

(21) Appl. No.: **29/207,900**

Primary Examiner—Nelson C. Holtje

(22) Filed: **Jun. 21, 2004**

(74) *Attorney, Agent, or Firm*—Colen IP; Donald J. Ranft

(30) **Foreign Application Priority Data**

(57) **CLAIM**

Feb. 20, 2004 (WO) DM/065 093

The ornamental design for a wrist watch, as shown and described.

(51) **LOC (7) Cl.** **10-02**

DESCRIPTION

(52) **U.S. Cl.** **D10/32**

(58) **Field of Search** D10/1-39, 122-132;
368/276-277, 281-282, 285, 293-295;
D11/3-25; 63/1.1, 3, 5, 11; 224/164, 168,
178

FIG. 1 is a front view of my new and ornamental design of a wrist watch;

FIG. 2 is a back view thereof;

FIG. 3 is a top view thereof;

FIG. 4 is a bottom view thereof;

FIG. 5 is a left side view thereof;

FIG. 6 is a right side view thereof; and,

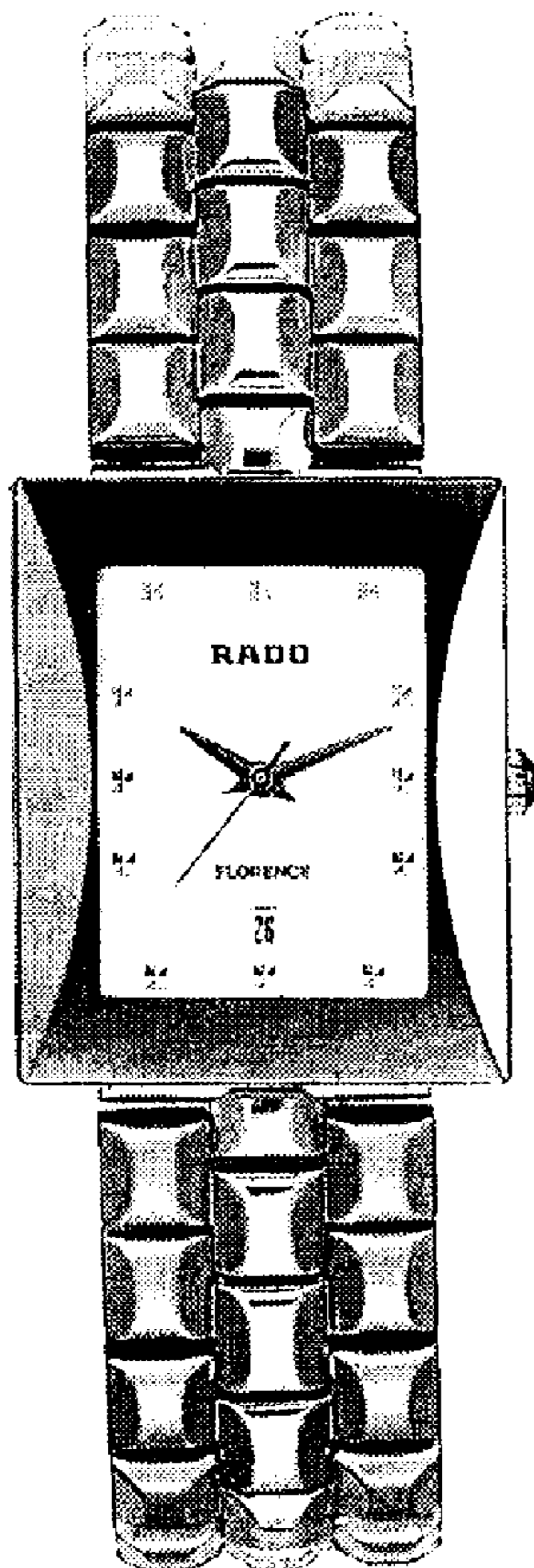
FIG. 7 is a perspective view thereof.

(56) **References Cited**

U.S. PATENT DOCUMENTS

D150,653 S * 8/1948 Pommier D10/32

1 Claim, 4 Drawing Sheets






Figure 1




Figure 2




Figure 3




Figure 4



Figure 5



Figure 6



Figure 7