

US00D504323S

(12) **United States Design Patent** (10) **Patent No.:** **US D504,323 S**
Berman (45) **Date of Patent:** **** Apr. 26, 2005**

(54) **FLEXIBLE BEVERAGE POUCH WITH FITMENT**

D434,976 S 12/2000 Berman
D436,847 S 1/2001 Berman
D436,848 S 1/2001 Berman
D437,549 S 2/2001 Berman
D440,868 S 4/2001 Berman

(75) Inventor: **Ron Berman**, Long Beach, CA (US)

(73) Assignee: **Saddlesprings, Beverage Co., Inc.**,
Torrance, CA (US)

(Continued)

(**) Term: **14 Years**

FOREIGN PATENT DOCUMENTS

(21) Appl. No.: **29/209,508**

CA 1152 038 8/1983
DE 3925871 2/1991
JP 5-77838 5/1991
JP 5330561 A 12/1993

(22) Filed: **Jul. 16, 2004**

OTHER PUBLICATIONS

Related U.S. Application Data

(62) Division of application No. 29/178,936, filed on Apr. 2, 2003, now Pat. No. Des. 496,583, which is a division of application No. 29/159,532, filed on Apr. 23, 2002, now Pat. No. Des. 480,630.

Purported Translation of Abstract of JP5330561A, “,” (Dec. 14, 1993).

Rudolf Wild GmbH & Co KG Limited Partnership, “Trademark of design for fruit juice container,” U.S. Trademark Electronic Search System, (Nov. 12, 2001).

(51) **LOC (7) Cl.** **09-05**

Primary Examiner—Paula A. Greene

(52) **U.S. Cl.** **D9/708**

(74) *Attorney, Agent, or Firm*—Fulwider Patton Lee & Utecht, LLP.

(58) **Field of Search** D9/707, 708, 710;
222/92, 105, 107, 206, 215; 383/36, 61,
96, 97, 104, 106, 120, 121, 122

(57) **CLAIM**

The ornamental design for a flexible beverage pouch with fitment, as shown and described.

(56) **References Cited**

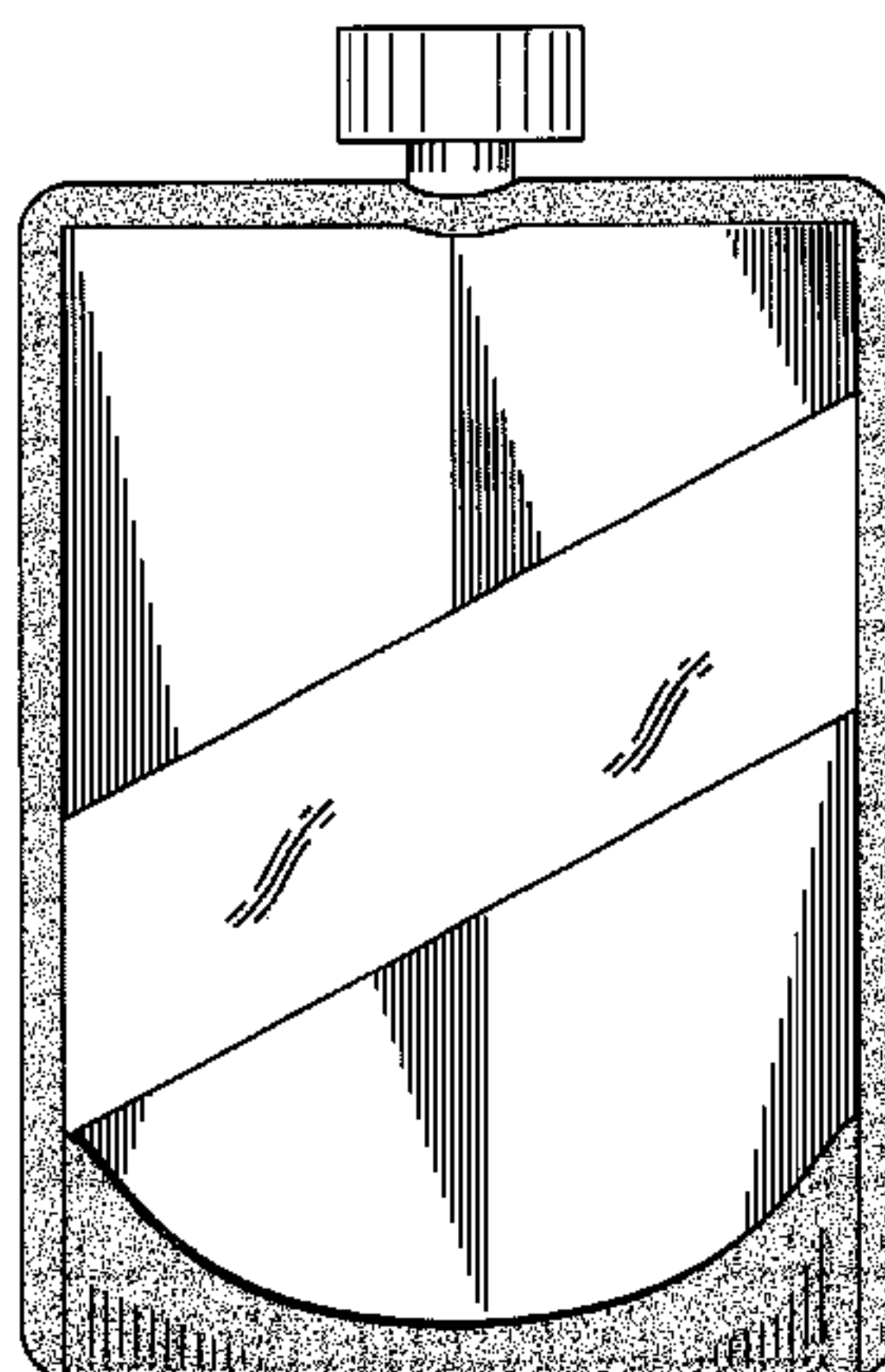
DESCRIPTION

U.S. PATENT DOCUMENTS

3,380,646 A 4/1968 Doyen et al.
3,502,487 A * 3/1970 Byrd 383/100 X
4,418,733 A * 12/1983 Kallman 383/11
4,650,452 A 3/1987 Jensen
4,718,738 A * 1/1988 Bell 383/121
4,732,299 A 3/1988 Hoyt
4,818,544 A 4/1989 Seward
4,886,373 A * 12/1989 Corella 383/104
4,998,646 A 3/1991 Sherman
5,059,036 A 10/1991 Richison et al.
5,352,043 A 10/1994 Takagaki et al.
D410,838 S 6/1999 Berman
D420,900 S 2/2000 Berman
D425,410 S 5/2000 Berman
6,076,968 A 6/2000 Smith et al.
D429,459 S 8/2000 Berman
6,102,252 A * 8/2000 Overman et al. 222/105
D433,625 S 11/2000 Berman

FIG. 1 is a front elevational view of my new design illustrating the characteristic features of the design which resides in its shape together with having an opaque upper portion, transparent diagonal middle portion, and opaque lower portion on both the front and back of the pouch;
FIG. 2 is a rear elevational view of the embodiment illustrated in FIG. 1;
FIG. 3 is a right side elevational view of the embodiment illustrated in FIG. 1;
FIG. 4 is a left side elevational view of the embodiment illustrated in FIG. 1;
FIG. 5 is a bottom view of the embodiment illustrated in FIG. 1; and,
FIG. 6 is a top view of the embodiment illustrated in FIG. 1.

1 Claim, 2 Drawing Sheets



US D504,323 S

Page 2

U.S. PATENT DOCUMENTS

D452,816 S 1/2002 Berman
D452,817 S 1/2002 Berman
D452,818 S 1/2002 Berman

D452,819 S 1/2002 Berman
D453,001 S 1/2002 Berman
D463,974 S * 10/2002 Berman D9/707

* cited by examiner

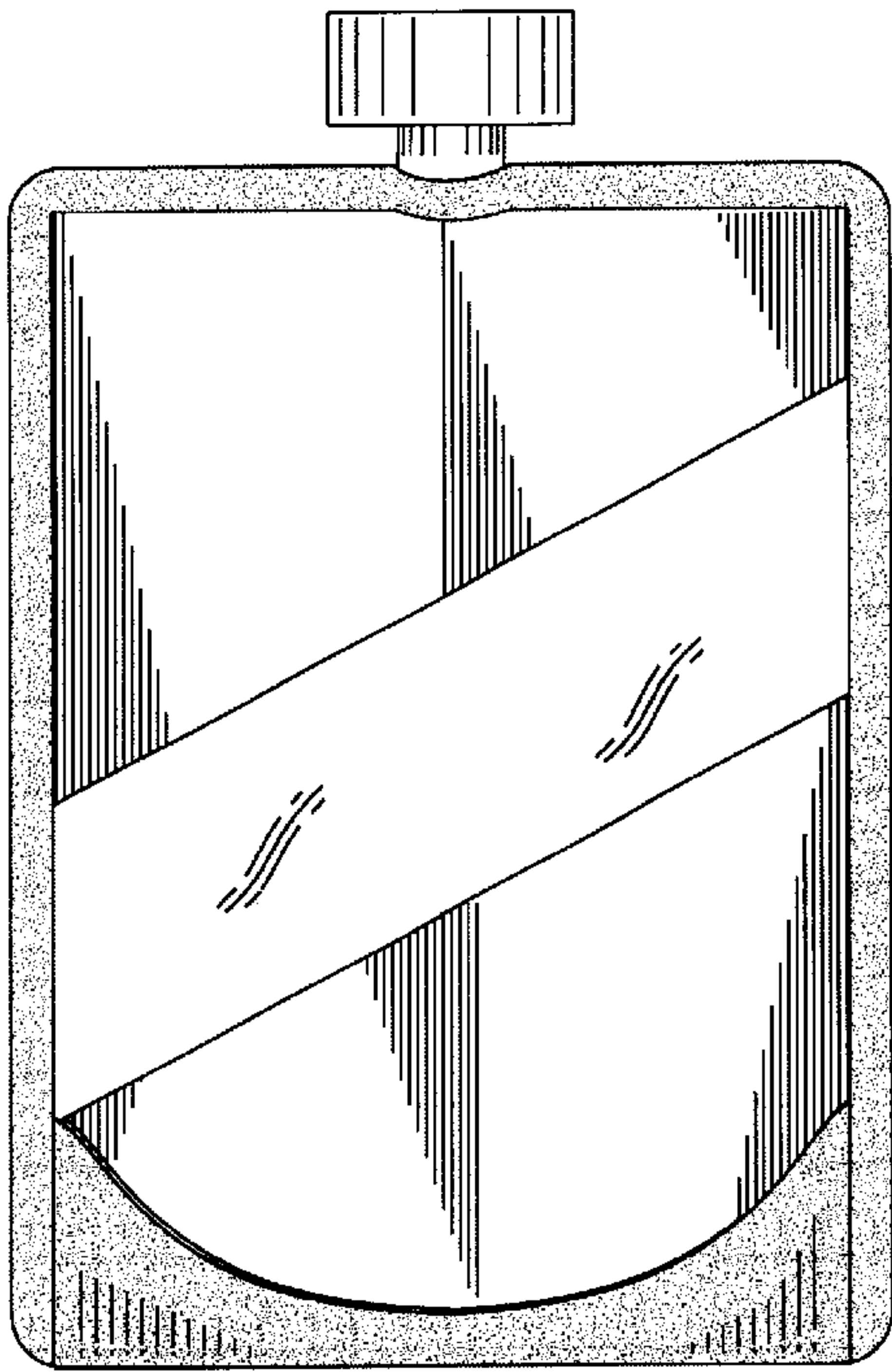


Fig. 1

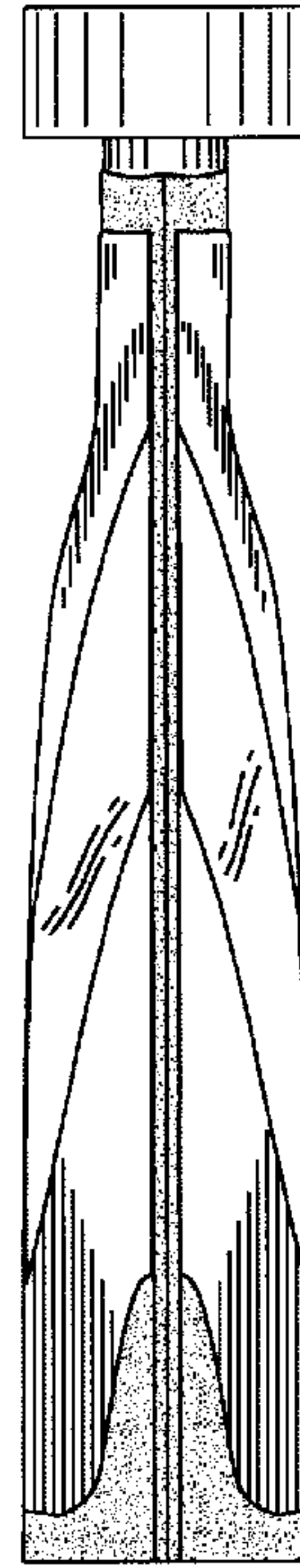


Fig. 3

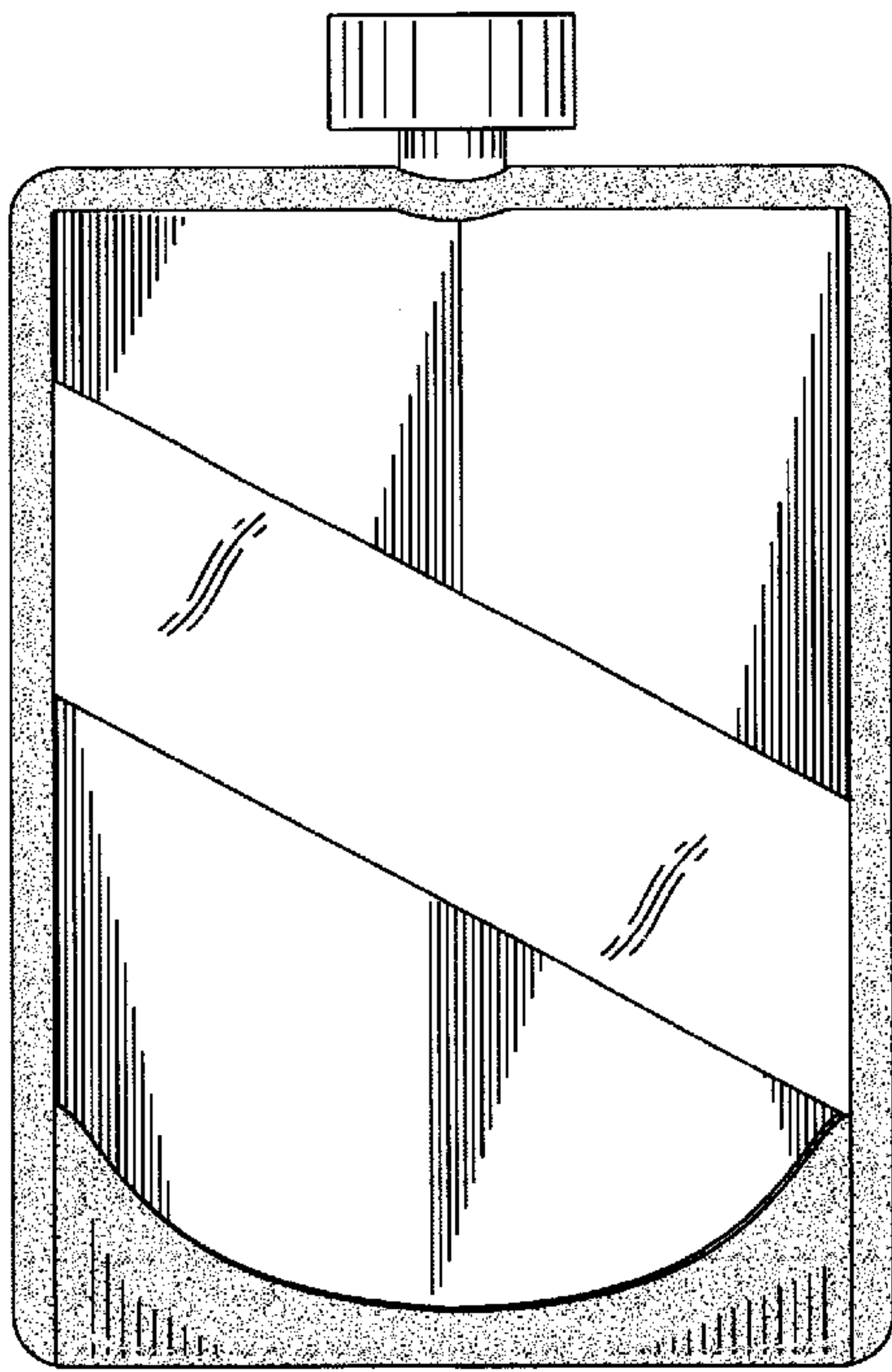


Fig. 2

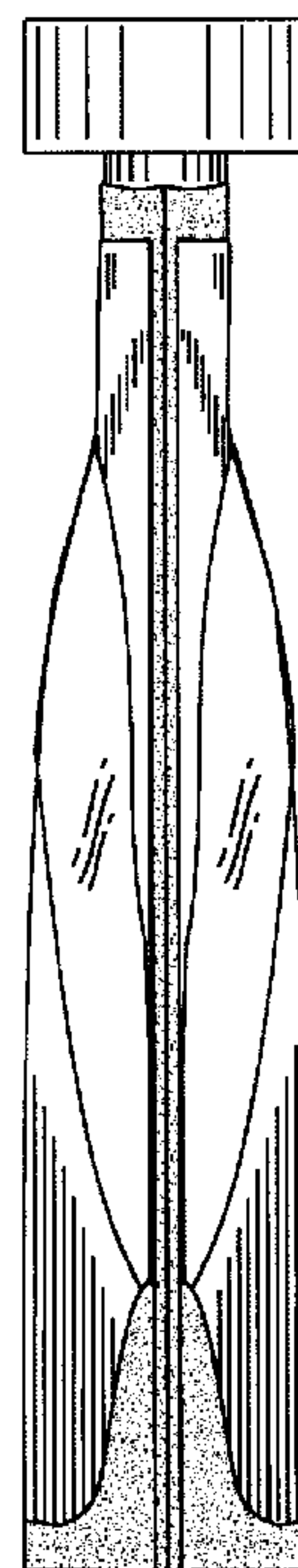


Fig. 4

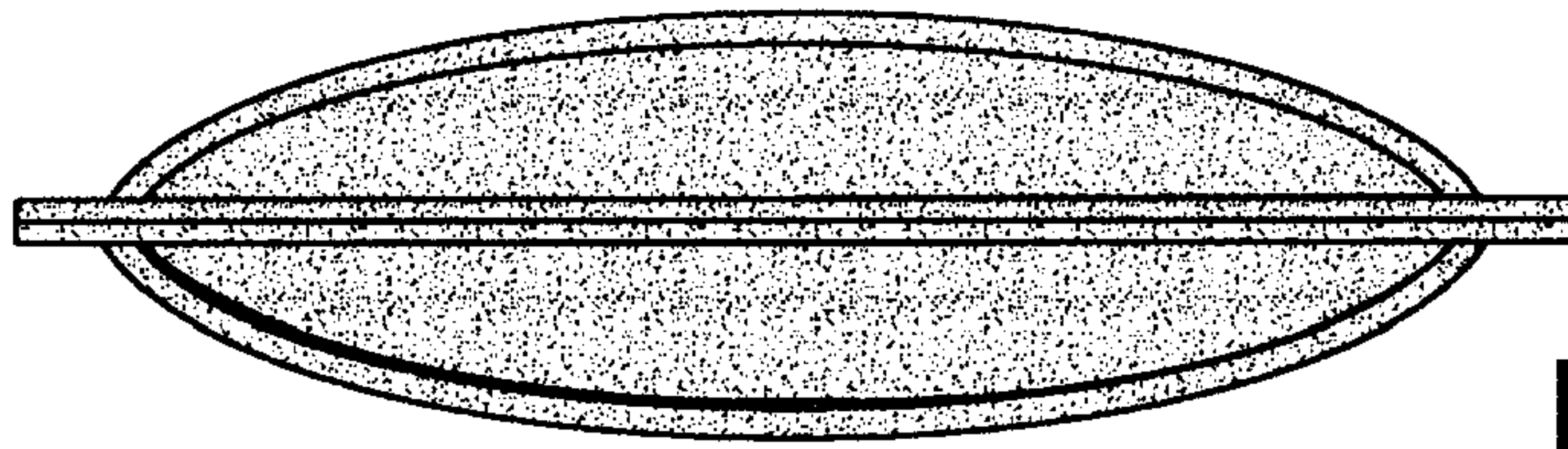


Fig. 5

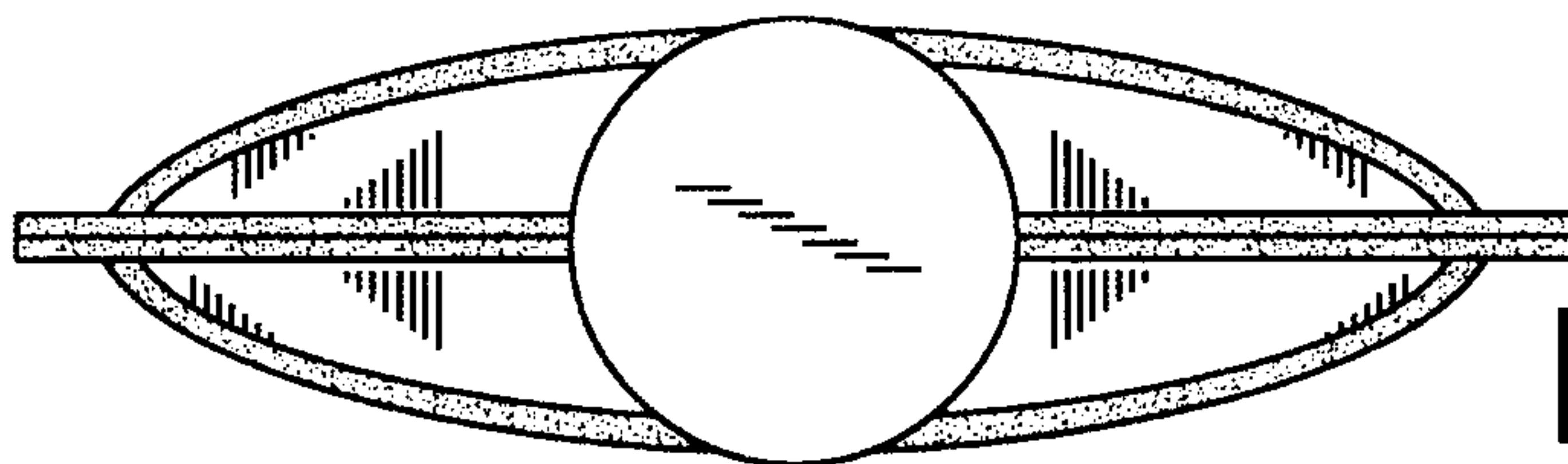


Fig. 6