

US00D504283S

(12) **United States Design Patent**  
**Armer**

(10) **Patent No.:** **US D504,283 S**

(45) **Date of Patent:** **\*\* Apr. 26, 2005**

(54) **SCALLOPED DEEP FOOD SERVICE DISH**

(75) **Inventor:** **Mark A. Armer, West Hills, CA (US)**

(73) **Assignee:** **Cambro Manufacturing Company,  
Huntington Beach, CA (US)**

(\*\*) **Term:** **14 Years**

(21) **Appl. No.:** **29/190,807**

(22) **Filed:** **Sep. 25, 2003**

(51) **LOC (7) Cl.** ..... **07-01**

(52) **U.S. Cl.** ..... **D7/554.3; D7/545**

(58) **Field of Search** ..... D7/543, 545, 554.3,  
D7/566, 354, 359, 360, 587, 560; D11/156,  
154; 206/518, 503, 513, 499, 501; 220/568,  
23.86, 574, 575, 574.1; D9/425; 126/390.1

(56) **References Cited**

**U.S. PATENT DOCUMENTS**

D51,837 S	*	3/1918	Evans	.....	D7/354
D52,016 S	*	5/1918	Beiswanger	.....	D7/359
RE14,558 E	*	12/1918	Beiswanger	.....	D7/354
1,413,063 A	*	4/1922	Sailer	.....	126/390.1
D178,162 S	*	6/1956	Van Ike	.....	D11/156
D280,969 S	*	10/1985	Schrage	.....	D7/354
D282,520 S	*	2/1986	Schrage	.....	D7/360
D287,809 S	*	1/1987	Alexander	.....	D7/359
D320,532 S	*	10/1991	Zielinski et al.	.....	D7/560
D321,815 S	*	11/1991	Bowdler	.....	D7/560
D344,658 S	*	3/1994	Arkoosh, Jr. et al.	.....	D7/554.3

D380,349 S	*	7/1997	Indekeu	.....	D7/543
D415,656 S	*	10/1999	Henry	.....	D7/545
D425,759 S	*	5/2000	Henry	.....	D7/545
D457,777 S	*	5/2002	Bradley	.....	D7/354
D495,920 S	*	9/2004	Isler et al.	.....	D7/354

\* cited by examiner

*Primary Examiner*—M. N. Pandozzi

(74) *Attorney, Agent, or Firm*—George F. Bethel

(57) **CLAIM**

I claim the ornamental design for a scalloped deep food service dish, as shown and described.

**DESCRIPTION**

FIG. 1 shows a perspective view of the scalloped deep food service dish.

FIG. 2 is a plan view looking downwardly into the scalloped deep food service dish from the top.

FIG. 3 is a side elevation view of the scalloped deep food service dish.

FIG. 4 is a front elevation view of the scalloped deep food service dish.

FIG. 5 is a bottom plan view of the scalloped deep food service dish.

FIG. 6 is a bottom perspective view thereof; and,

FIG. 7 is a bottom perspective view of a second embodiment of a scalloped deep food service dish showing my new design.

**1 Claim, 5 Drawing Sheets**

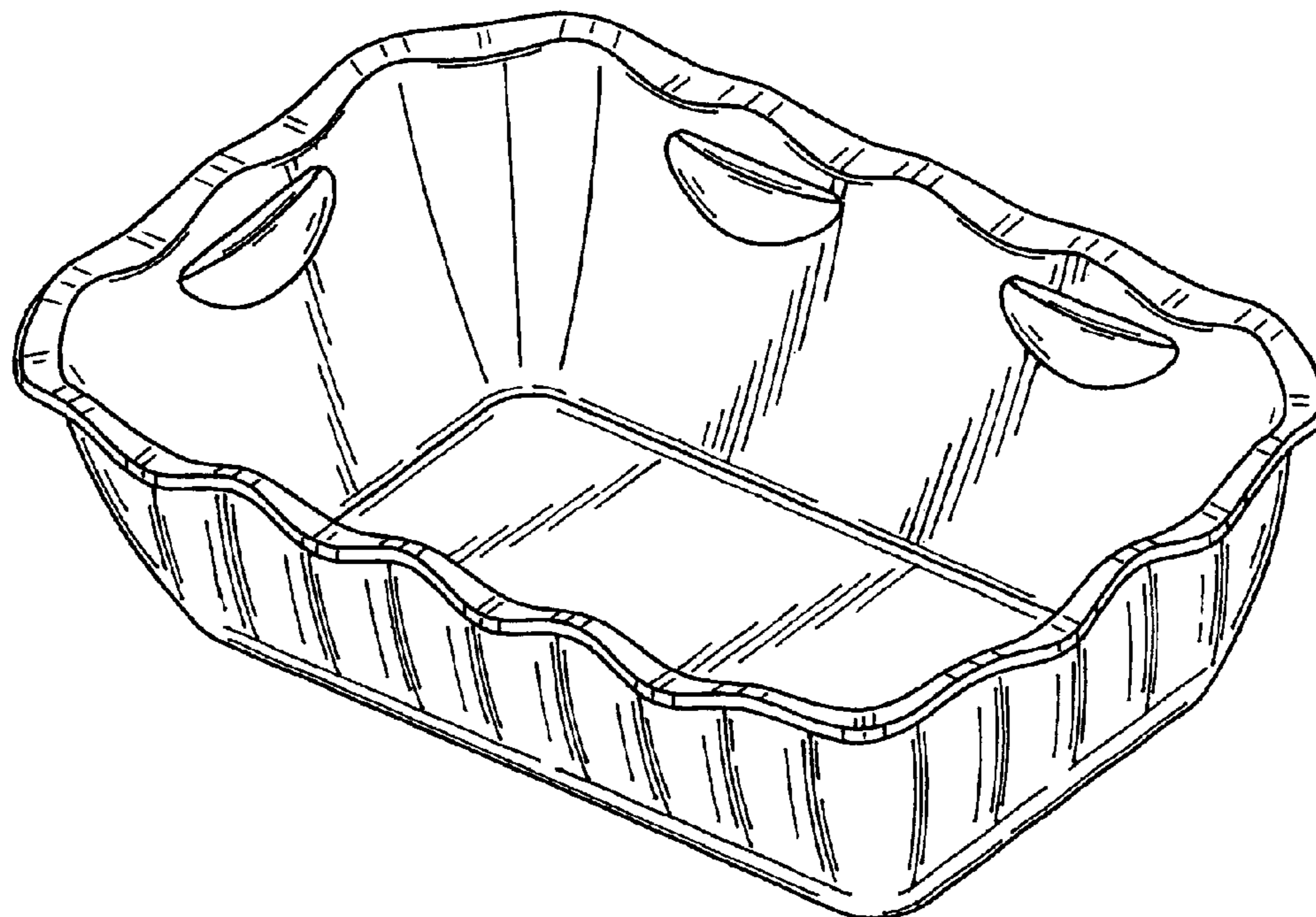
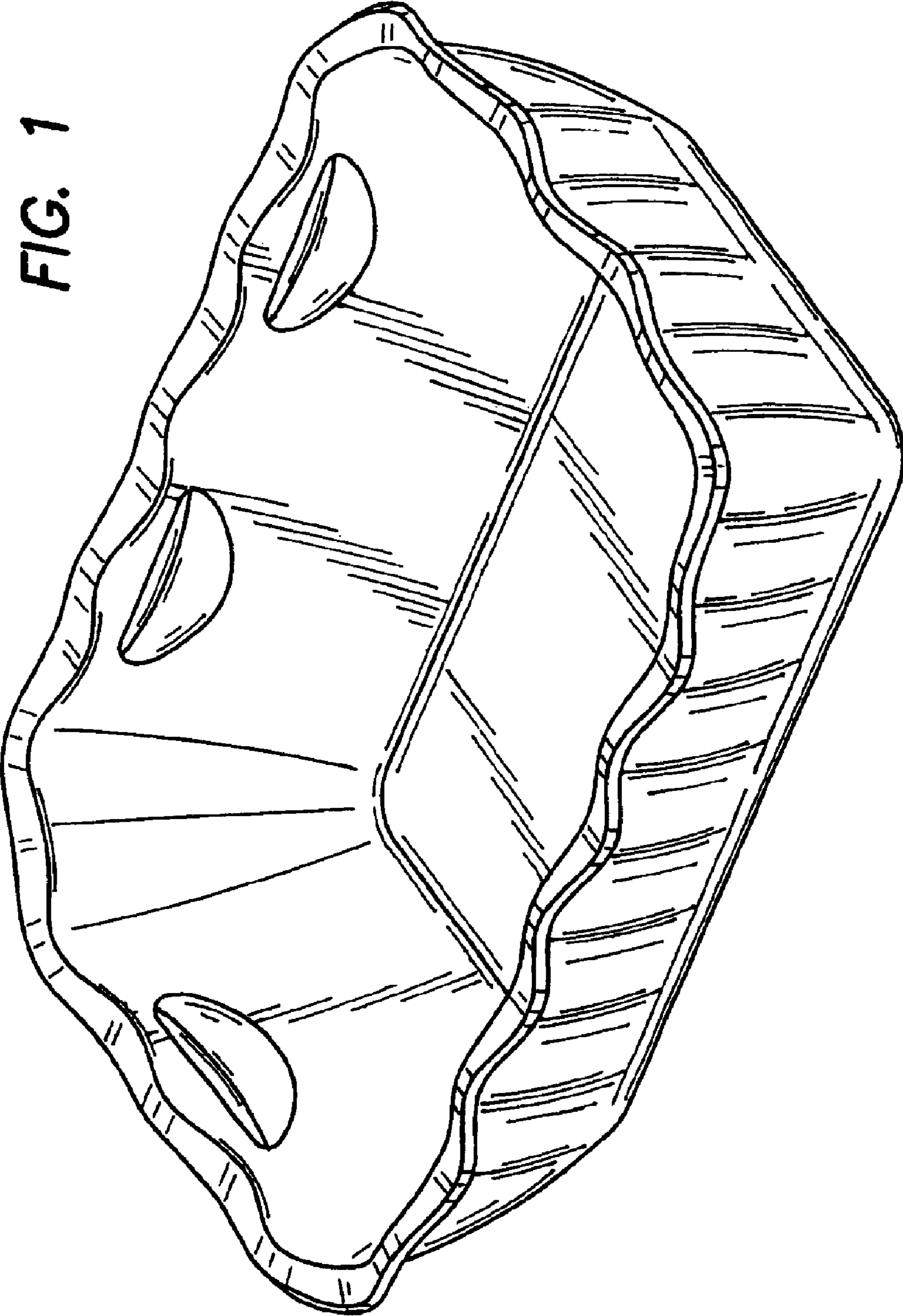


FIG. 1



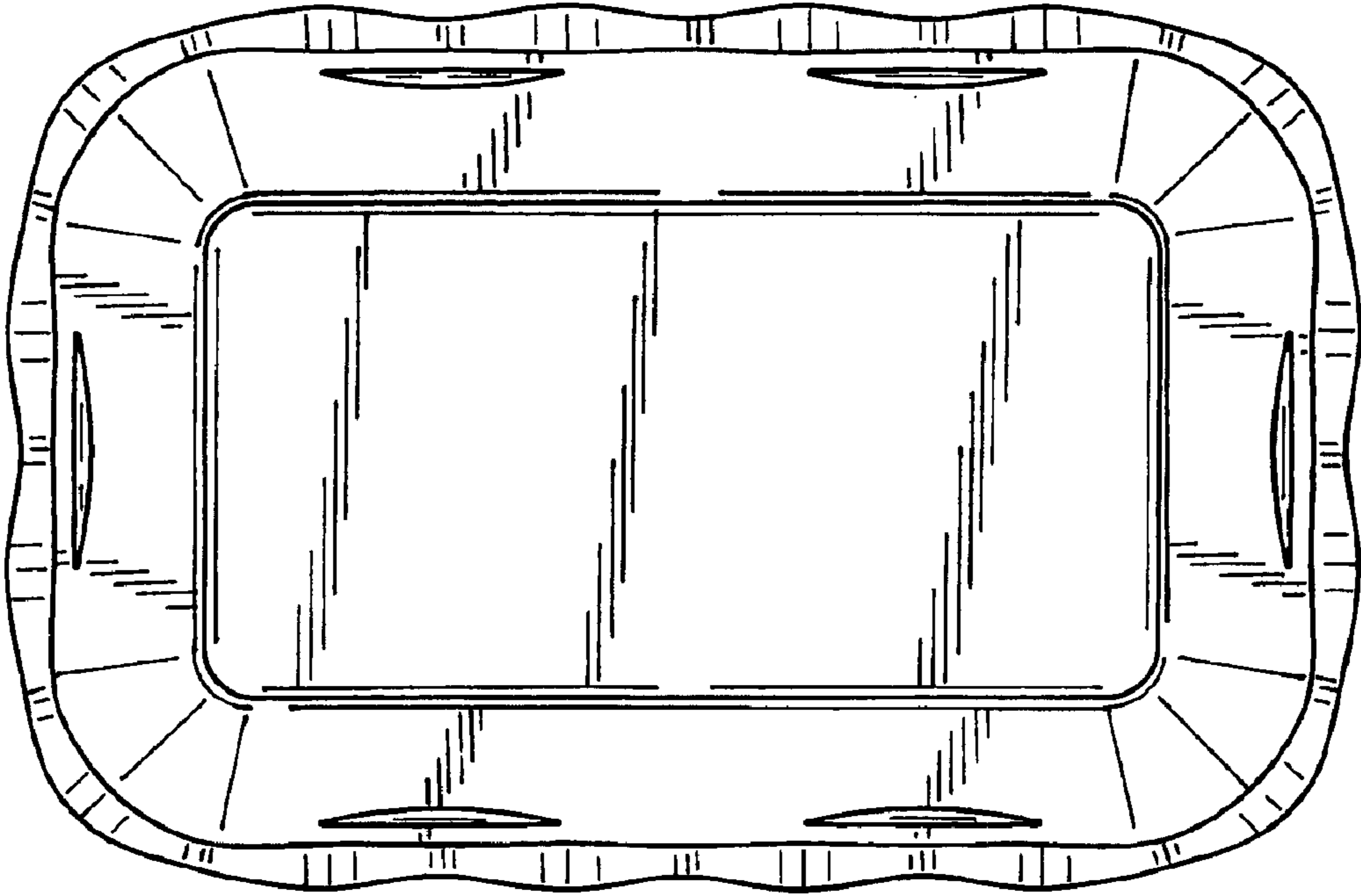


FIG. 2




FIG. 3


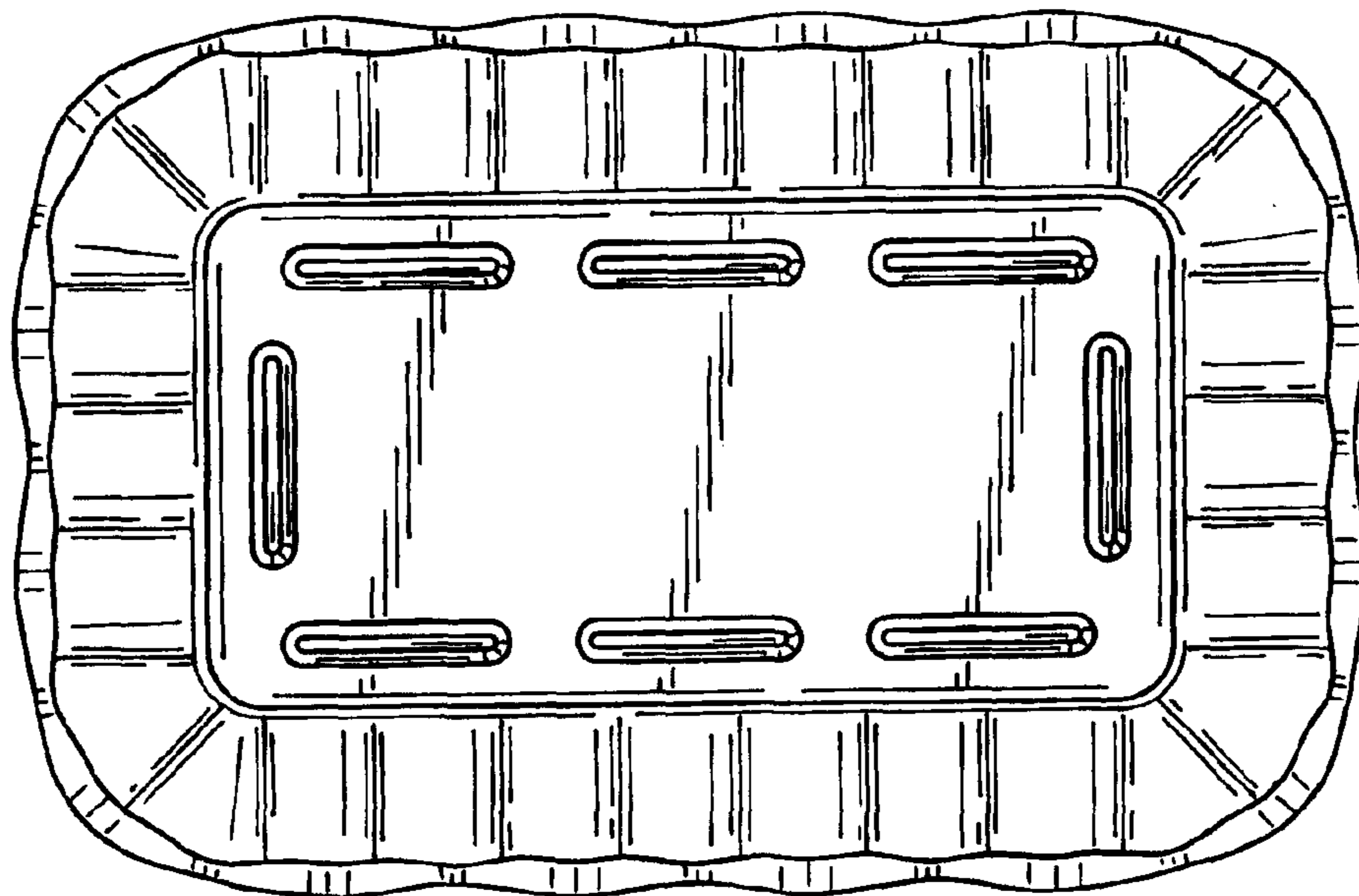


FIG. 4

FIG. 5





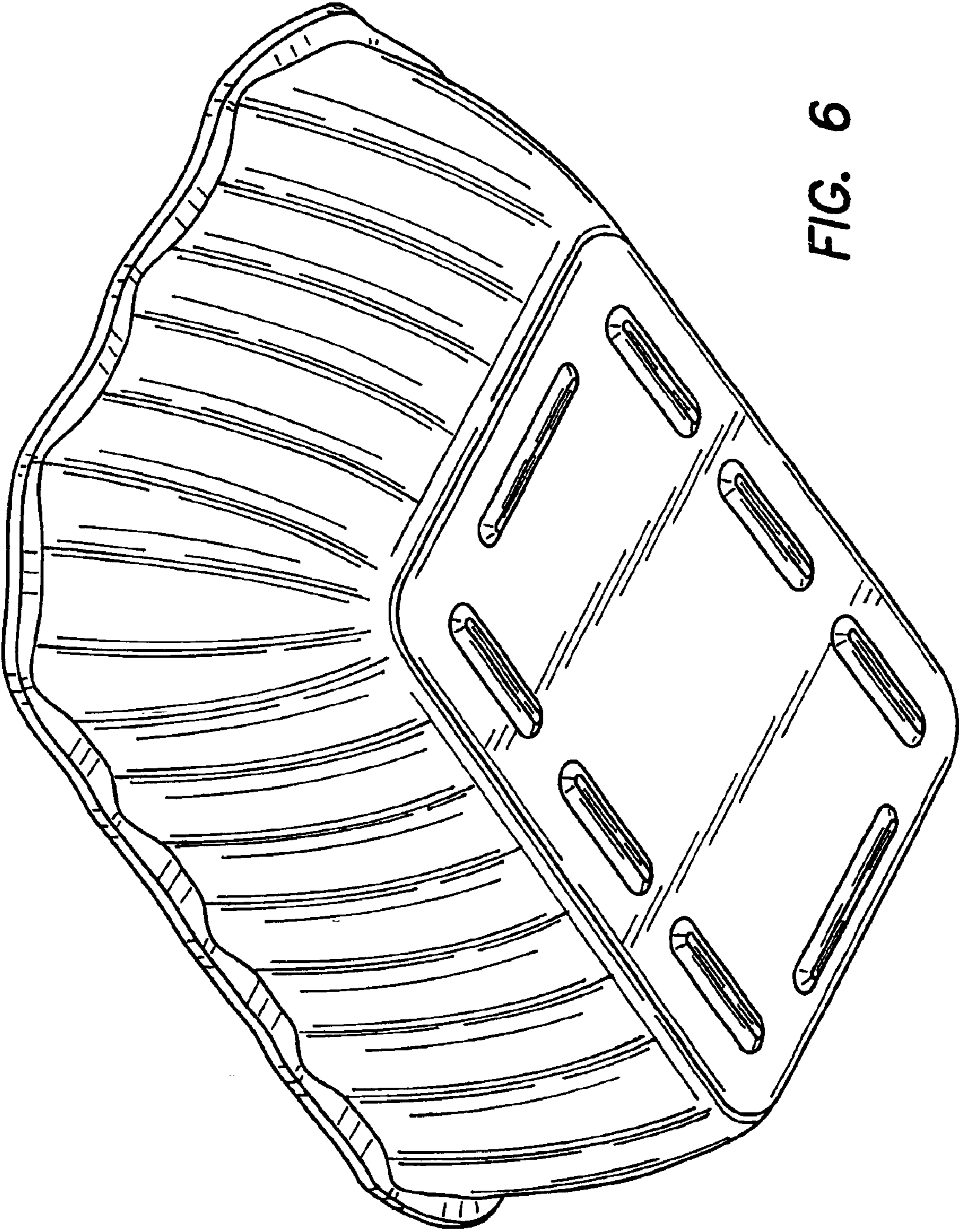


FIG. 6

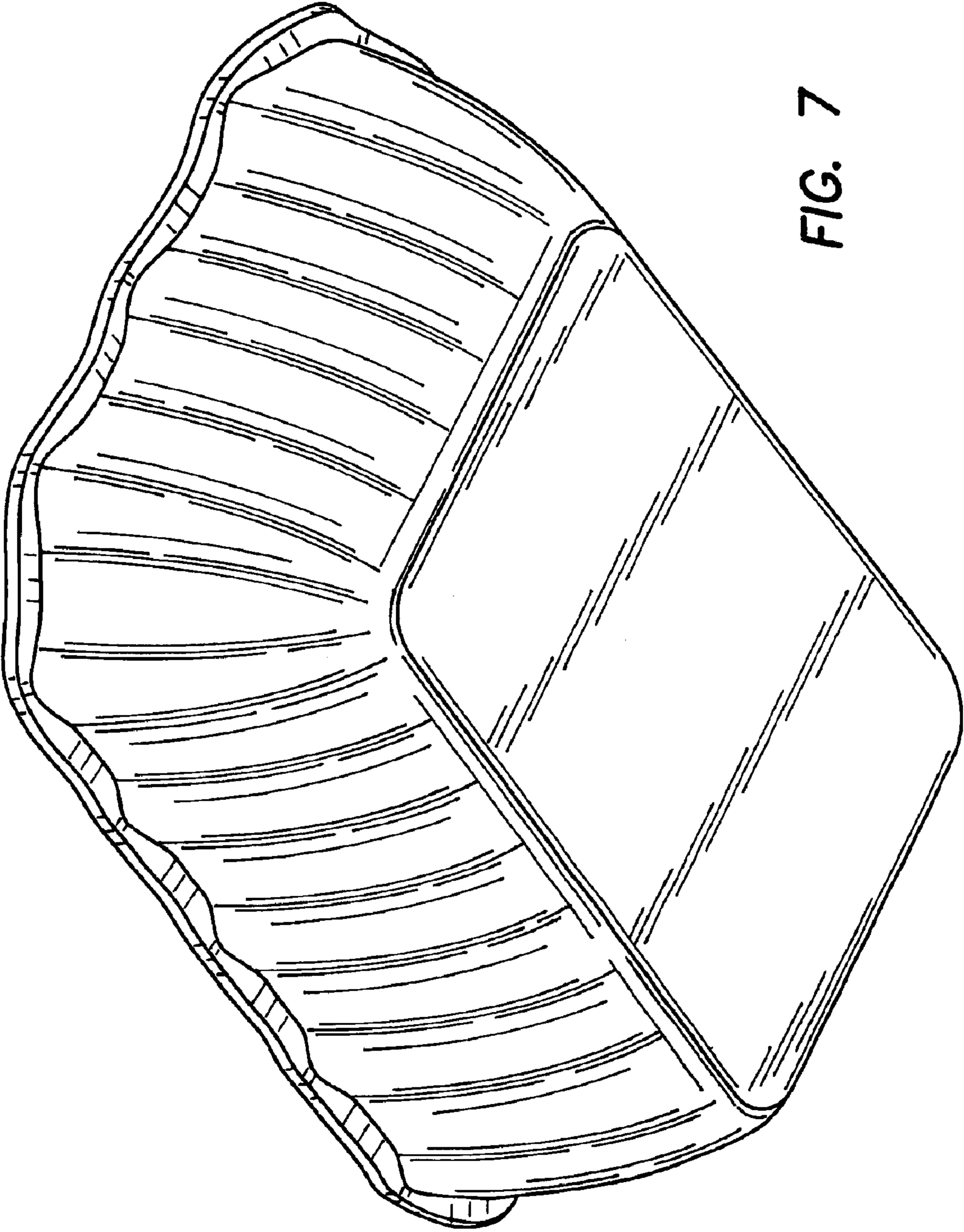


FIG. 7