

US00D504266S

(12) **United States Design Patent**
Clucas

(10) **Patent No.:** **US D504,266 S**
(45) **Date of Patent:** **** Apr. 26, 2005**

(54) **WALL CABINET**
(75) **Inventor:** **Michael P. Clucas**, Boothwyn, PA (US)
(73) **Assignee:** **Zenith Products Corp.**, New Castle, DE (US)
(**) **Term:** **14 Years**

(21) **Appl. No.:** **29/189,242**
(22) **Filed:** **Aug. 29, 2003**

(51) **LOC (7) Cl.** **06-04**
(52) **U.S. Cl.** **D6/559**
(58) **Field of Search** D6/553, 559, 560-561,
D6/329, 396, 432, 448, 436-439, 444-446;
312/209, 234, 224-225, 242, 245; 206/320,
823

(56) **References Cited**
U.S. PATENT DOCUMENTS

D197,237 S * 12/1963 Brown D6/559
D257,922 S * 1/1981 Andersson D6/561
D276,295 S * 11/1984 Hayden D6/561

D276,392 S * 11/1984 Palka D6/561
D379,281 S * 5/1997 Palka D6/559
D436,481 S * 1/2001 Harwanko D6/559
D486,023 S * 2/2004 Walker D6/559
D486,338 S * 2/2004 Walker D6/559

* cited by examiner

Primary Examiner—Brian N Vinson
(74) *Attorney, Agent, or Firm*—Edgar A. Zarins; Lloyd D. Doigan


(57) **CLAIM**

The ornamental design for a wall cabinet, as shown and described.

DESCRIPTION

FIG. 1 is a perspective view of a wall cabinet showing my new design;
FIG. 2 is a front elevational view thereof;
FIG. 3 is a top plan view thereof; and,
FIG. 4 is a left side view thereof, the opposite side being a mirror image of the side shown.

1 Claim, 2 Drawing Sheets






Fig-1




Fig-2

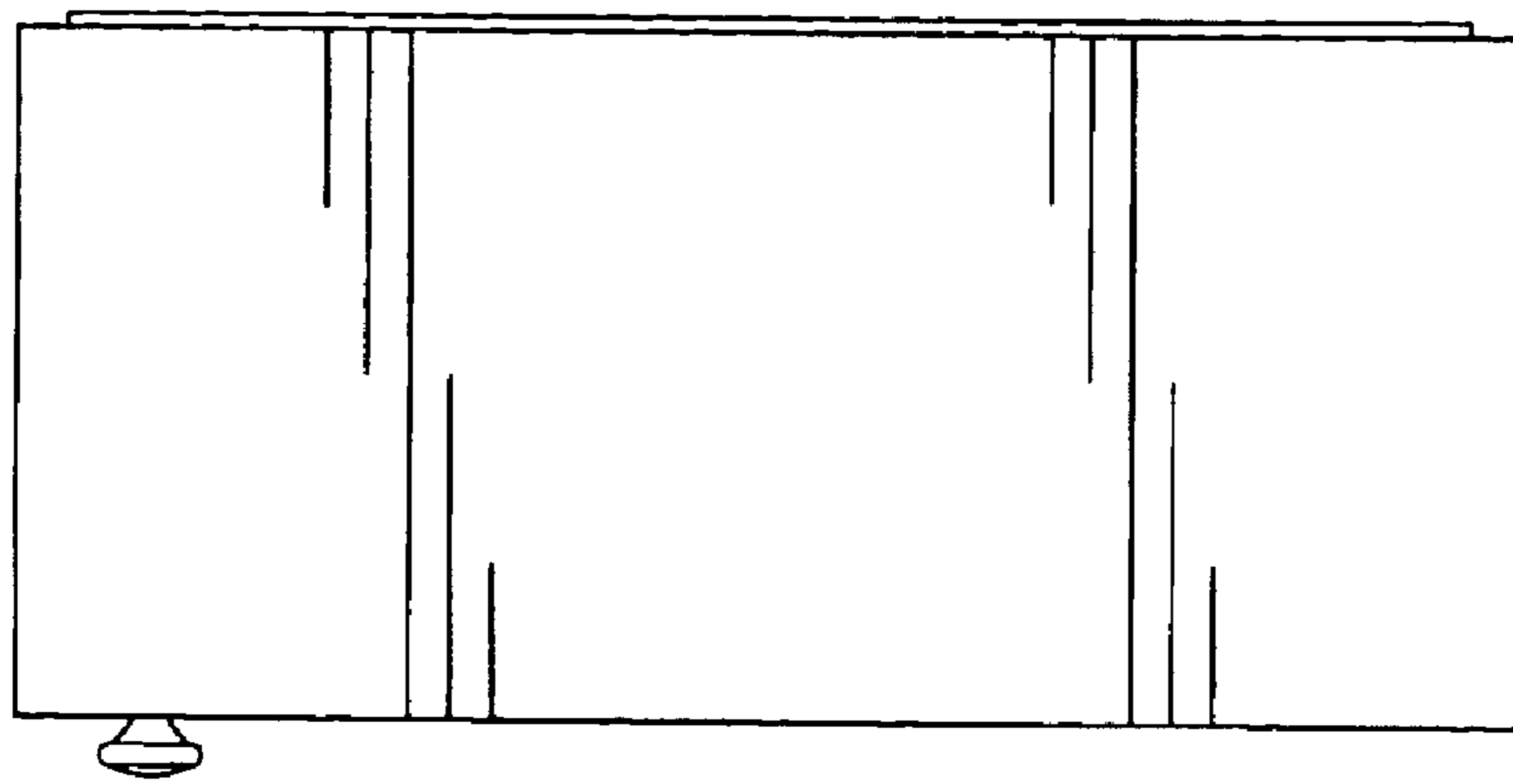


Fig-3

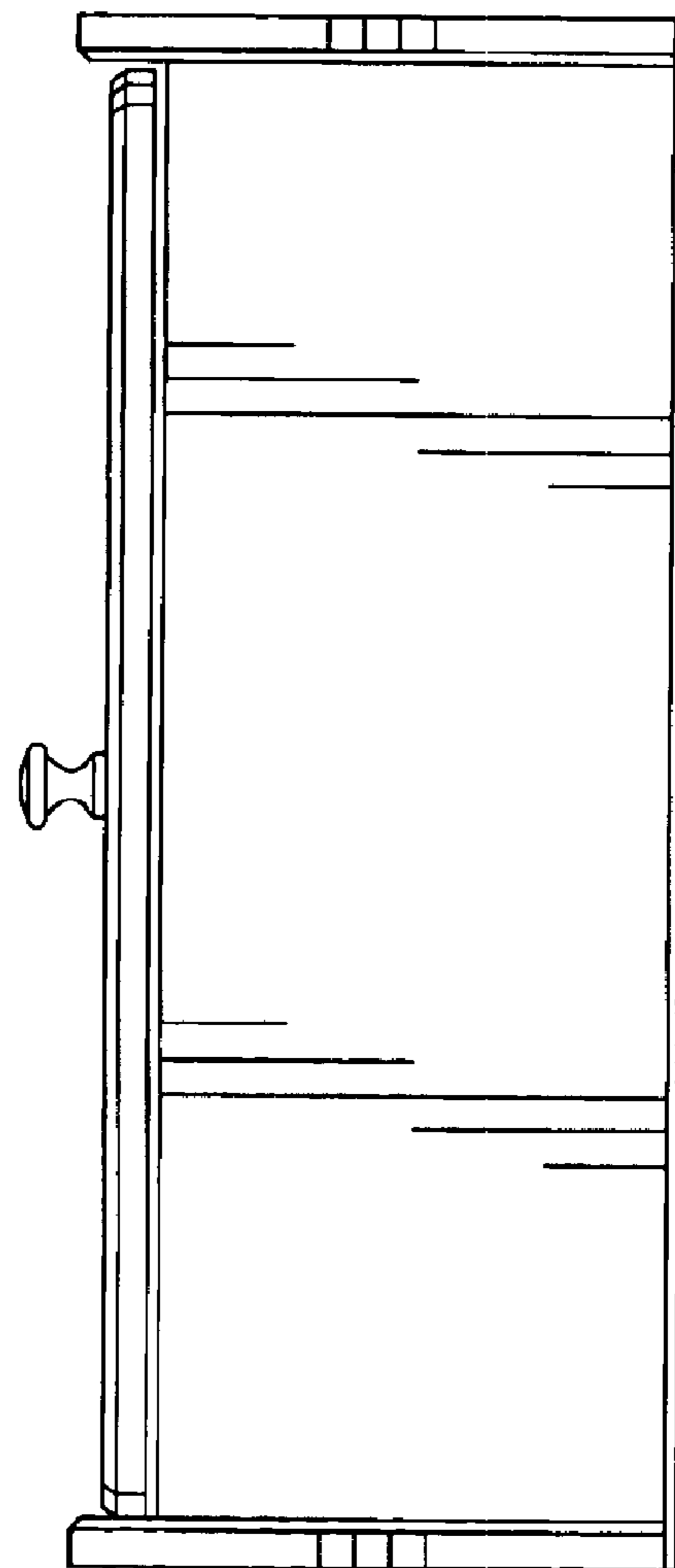


Fig-4