

US00D504251S

(12) **United States Design Patent**  
**Kreiss**

(10) **Patent No.:** **US D504,251 S**

(45) **Date of Patent:** **\*\* Apr. 26, 2005**

(54) **NIGHT STAND**

D468,930 S \* 1/2003 Berry, Jr. et al. .... D6/441  
D468,931 S \* 1/2003 Clark et al. .... D6/441

(75) Inventor: **Michael Kreiss**, San Diego, CA (US)

\* cited by examiner

(73) Assignee: **Kreiss Enterprises, Inc.**, San Diego, CA (US)

*Primary Examiner*—Cathron C. Brooks  
(74) *Attorney, Agent, or Firm*—Marvin H. Kleinberg; Marshall A. Lerner; Kleinberg & Lerner, LLP

(\*\*) Term: **14 Years**

(57) **CLAIM**

(21) Appl. No.: **29/179,553**

The ornamental design for a night stand, as shown and described.

(22) Filed: **Apr. 10, 2003**

(51) **LOC (7) Cl.** ..... **06-04**

(52) **U.S. Cl.** ..... **D6/446**

(58) **Field of Search** ..... D6/432-448; 312/107, 312/198, 204, 257.1, 278, 279

**DESCRIPTION**

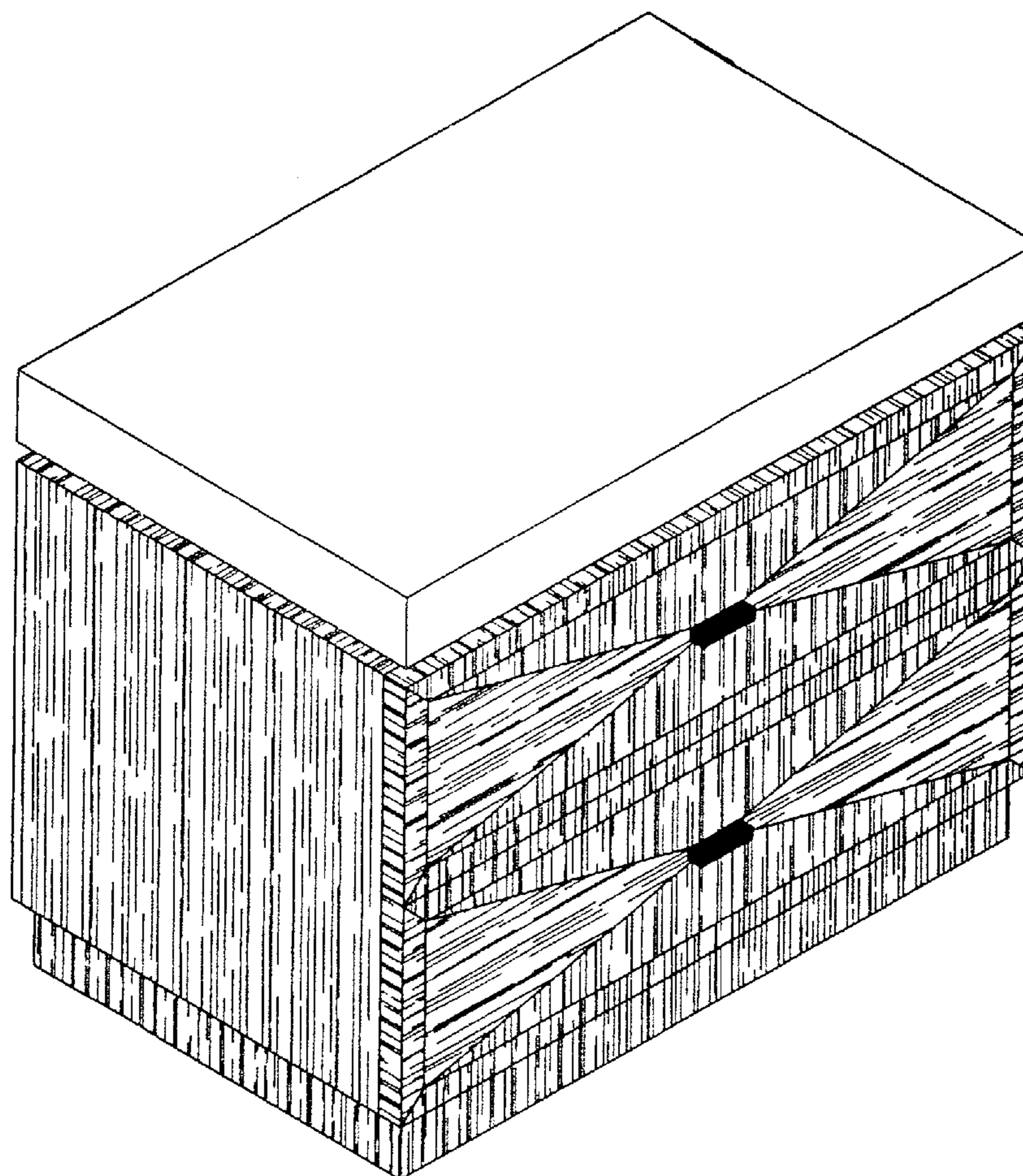
(56) **References Cited**

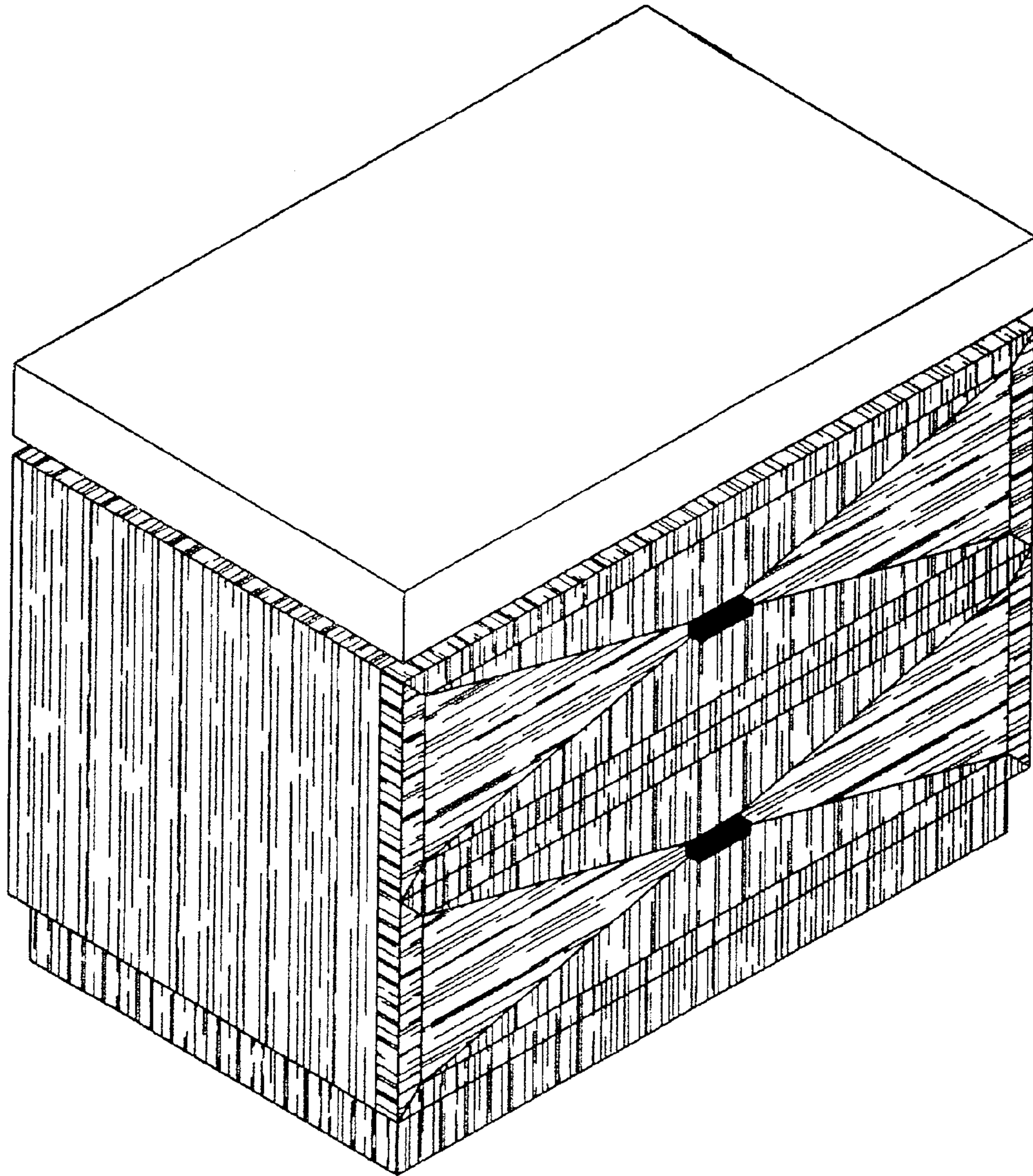
**U.S. PATENT DOCUMENTS**

- D394,171 S \* 5/1998 Blaay ..... D6/446
- D428,280 S \* 7/2000 Walters, III et al. .... D6/446
- D440,430 S \* 4/2001 Hutton ..... D6/446
- D442,801 S \* 5/2001 Hutton ..... D6/446

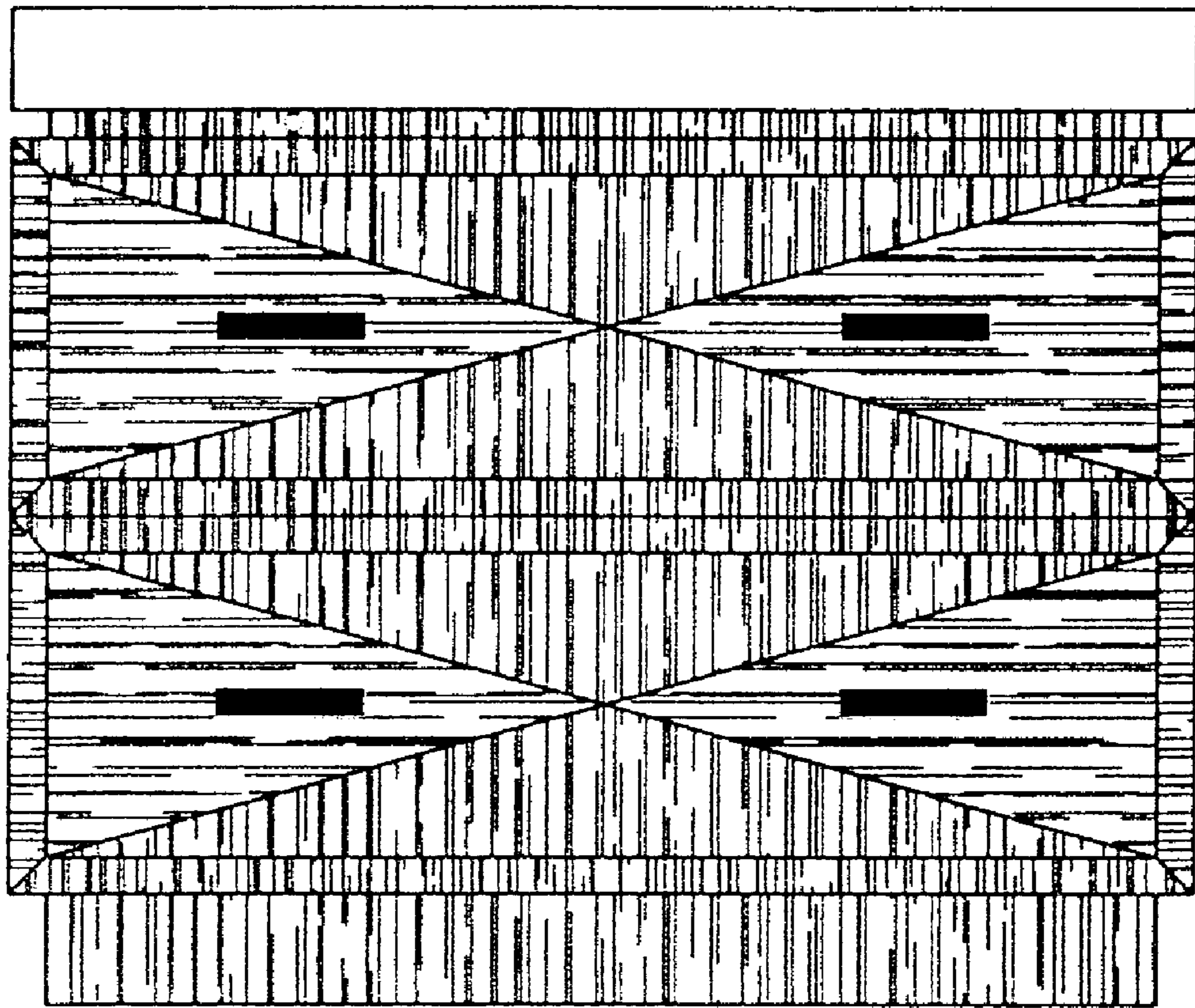
FIG. 1 is a perspective view of the night stand of the present invention;  
FIG. 2 is a front view of the night stand of FIG. 1;  
FIG. 3 is a side view of the night stand of FIG. 1, the opposite side view being a mirror image thereof;  
FIG. 4 is a top view of the night stand of FIG. 1;  
FIG. 5 is a bottom view of the night stand of FIG. 1; and,  
FIG. 6 is a rear view of the night stand of FIG. 1.

**1 Claim, 6 Drawing Sheets**

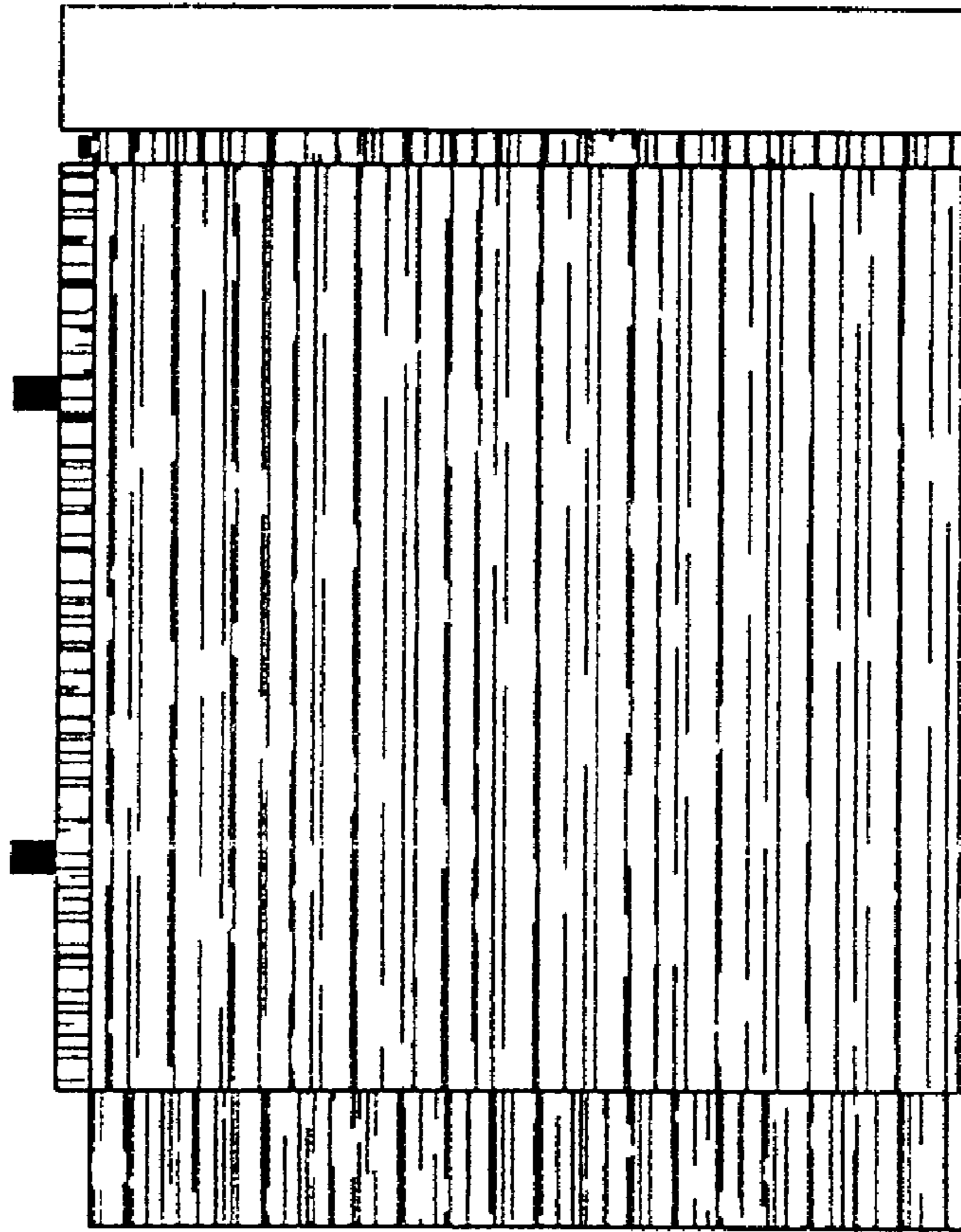





*FIG. 1*




*FIG. 2*




*FIG. 3*



*FIG. 4*



*FIG. 5*



*FIG. 6*