

US00D504250S

(12) **United States Design Patent**
Rozenboom

(10) **Patent No.:** **US D504,250 S**

(45) **Date of Patent:** **** Apr. 26, 2005**

(54) **SIDEBOARD**

(75) **Inventor:** **Douglas J. Rozenboom**, High Point, NC (US)

(73) **Assignee:** **Thomasville Furniture Industries, Inc.**, Thomasville, NC (US)

(**) **Term:** **14 Years**

(21) **Appl. No.:** **29/205,273**

(22) **Filed:** **May 12, 2004**

(51) **LOC (7) Cl.** **06-04**

(52) **U.S. Cl.** **D6/436; D6/446**

(58) **Field of Search** D6/436, 439, 441, D6/444-447; 312/114, 204, 224, 278-279

(56) **References Cited**

U.S. PATENT DOCUMENTS

D373,491 S	9/1996	Walters, III et al.	D6/445
D384,524 S	* 10/1997	Bergelin	D6/445
D433,845 S	* 11/2000	Wilson et al.	D6/446
D446,405 S	* 8/2001	Sabo et al.	D6/436
D446,667 S	* 8/2001	Gallien	D6/446
D459,111 S	* 6/2002	Tobin, Jr.	D6/446
D465,105 S	* 11/2002	Tobin, Jr.	D6/446
D491,744 S	* 6/2004	Harwanko	D6/436

OTHER PUBLICATIONS

Kitchen Work Center, Bob Timberlake Collection, Lexington Home Brands, website printout, date unknown, available as of the filing date.

Post Champer on Bungalow Wardrobe and Bride's Blanket Chest, American Revival Collection brochure, Thomasville Furniture Industries, Inc., p. 13, 1994.

Post Champer on Mobile Server—Flip Top, Montrachet Dining Room Collection brochure, Thomasville Furniture Industries, Inc., p. 14, discontinued Sep. 14, 1994.

* cited by examiner

Primary Examiner—Cathron Brooks

(74) *Attorney, Agent, or Firm*—Womble Carlyle Sandridge & Rice, PLLC

(57) **CLAIM**

The ornamental design for a sideboard, as shown and described.

DESCRIPTION

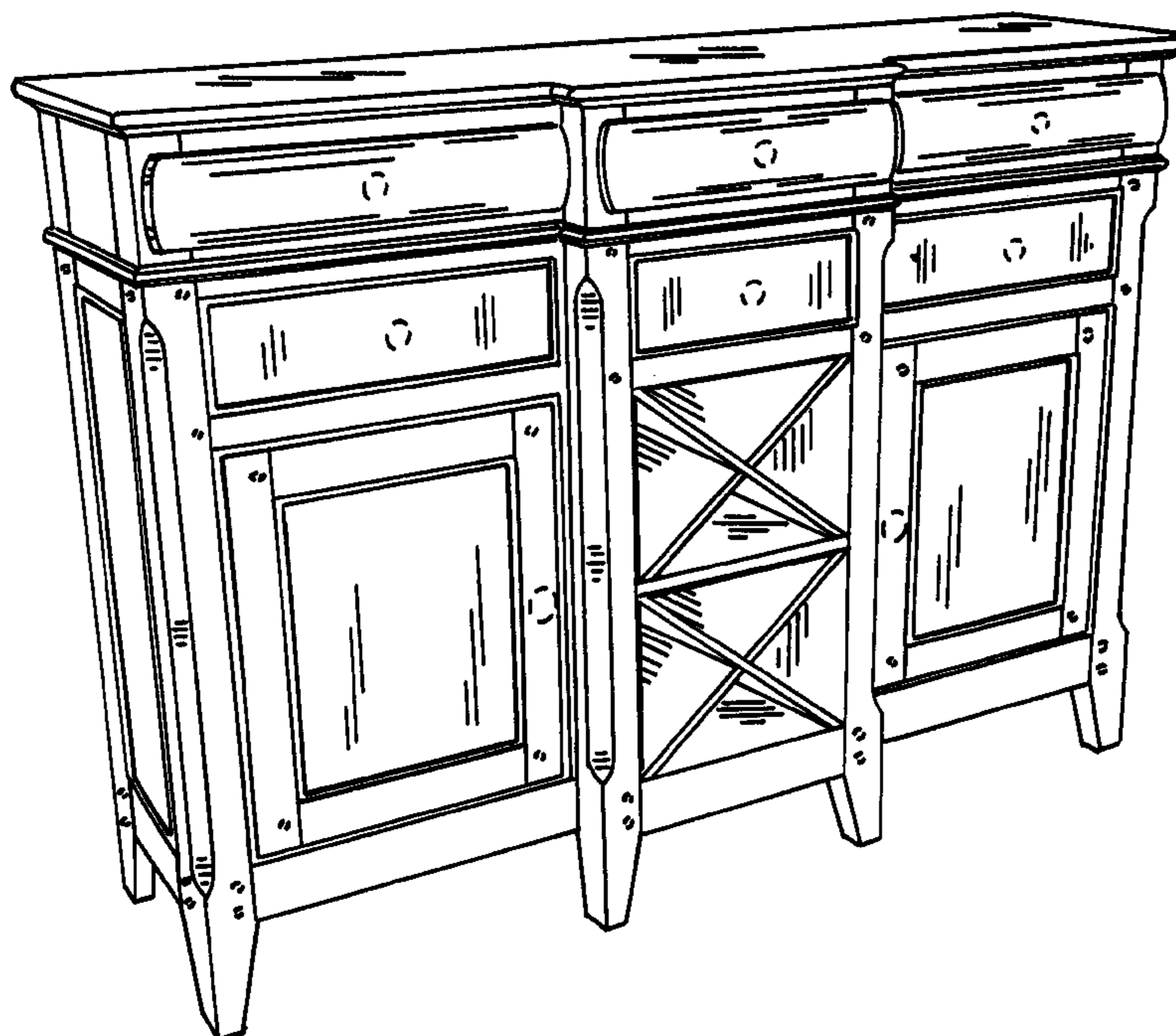
FIG. 1 is a left front perspective view of a sideboard showing my new design;

FIG. 2 is a side elevational view, the opposite side being a mirror image thereof; and,

FIG. 3 is a front view thereof.

The views of the sideboard not shown form no part of the claimed design. The broken lines depicting hardware and nail heads represent environmental elements only and form no part of the claimed design.

1 Claim, 2 Drawing Sheets



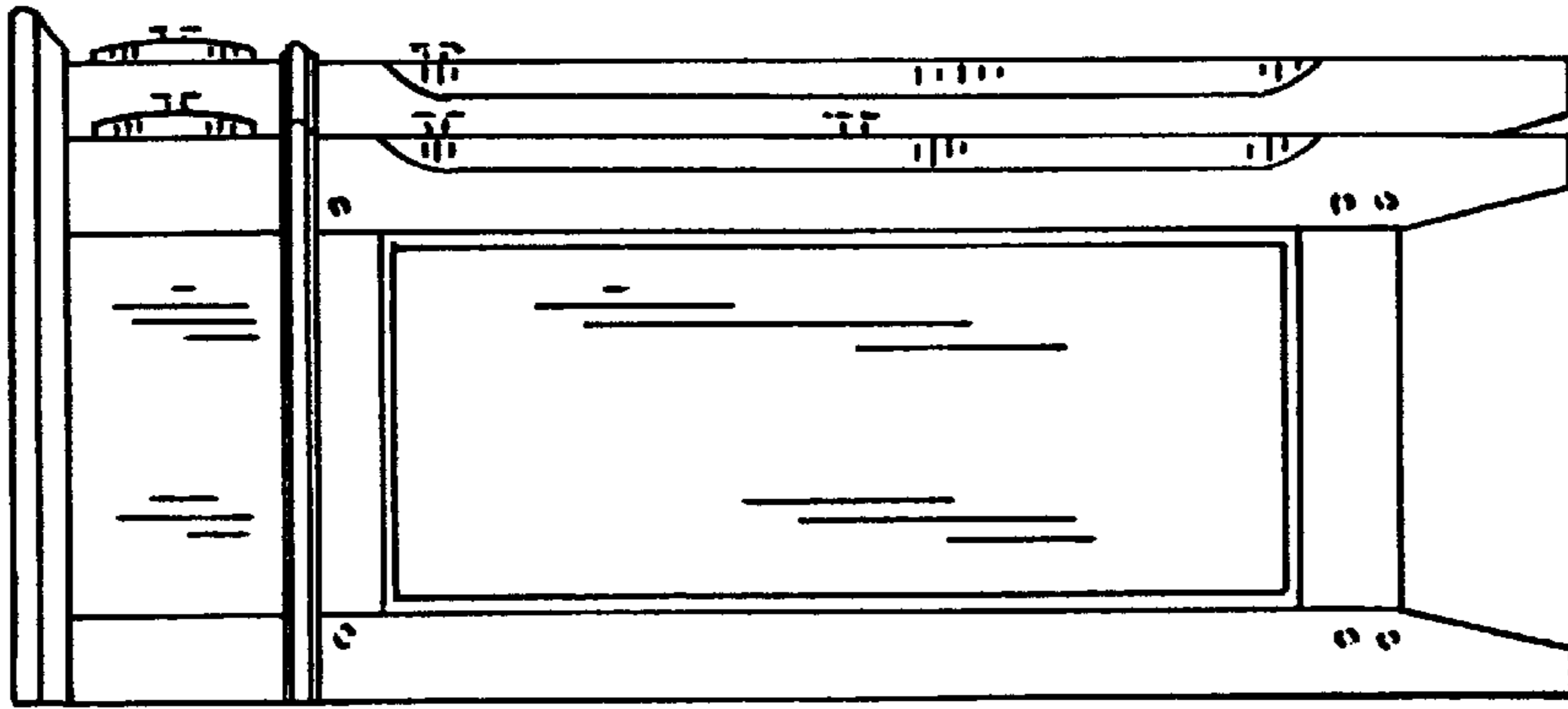


FIG. 2

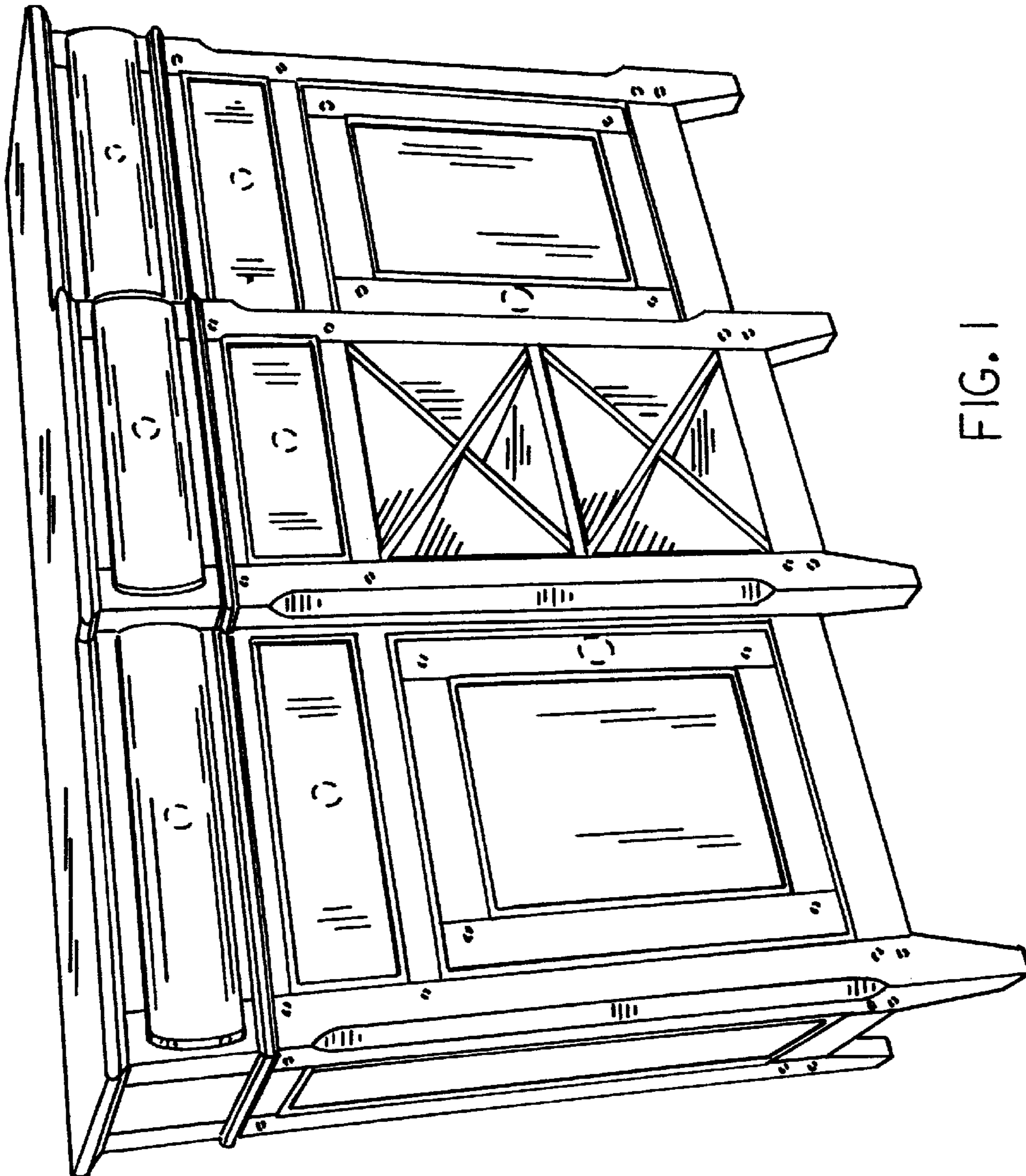


FIG. 1

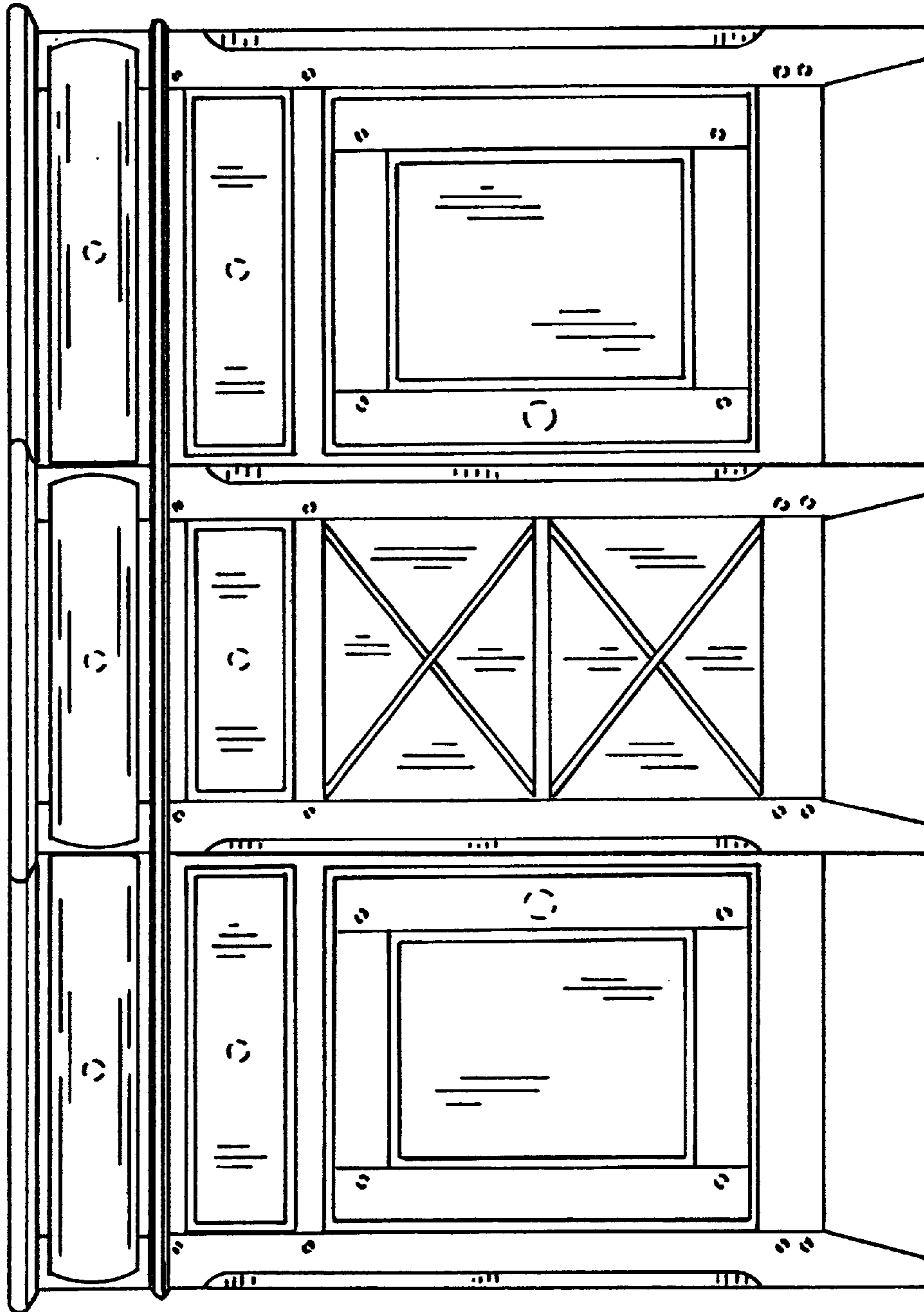


FIG. 3