

US00D504245S

(12) **United States Design Patent**
Ambasz

(10) **Patent No.: US D504,245 S**
(45) **Date of Patent: ** Apr. 26, 2005**

(54) **CHAIR**

(75) Inventor: **Emilio Ambasz**, Buenos Aires (AR)

(73) Assignee: **Center for Design Research and Development N.V.**, Curacao (NL)

(**) Term: **14 Years**

(21) Appl. No.: **29/206,167**

(22) Filed: **May 26, 2004**

(51) **LOC (7) Cl. 06-01**

(52) **U.S. Cl. D6/373; D6/379; D6/380**

(58) **Field of Search D6/334-336, 371-374, D6/379-380, 500-502; 297/445.1, 448.1-448.2**

(56) **References Cited**

U.S. PATENT DOCUMENTS

D149,982 S	6/1948	Sundberg	
3,594,041 A	7/1971	Rye	
D243,425 S	* 2/1977	Gibson D6/373
D245,550 S	* 8/1977	De Fuccio D6/373
D245,551 S	* 8/1977	De Fuccio D6/373
4,097,089 A	6/1978	Petersen	
D248,432 S	7/1978	Petersen	
4,131,315 A	12/1978	Vogtherr	
4,522,444 A	6/1985	Pollock	

4,674,795 A	6/1987	Nelson	
5,114,212 A	5/1992	Verney et al.	
D351,510 S	* 10/1994	Lucci et al. D6/372
D355,080 S	* 2/1995	Lucci et al. D6/372
6,634,717 B2	10/2003	Kown	

FOREIGN PATENT DOCUMENTS

EP 0 279 055 12/1987

* cited by examiner

Primary Examiner—Joel A. Sincavage

Assistant Examiner—Vy Nguyen

(74) *Attorney, Agent, or Firm*—Kenyon & Kenyon

(57) **CLAIM**

The ornamental design for a chair, as shown and described.

DESCRIPTION

FIG. 1 is a perspective view of a chair illustrating my new design;

FIG. 2 is a front view thereof;

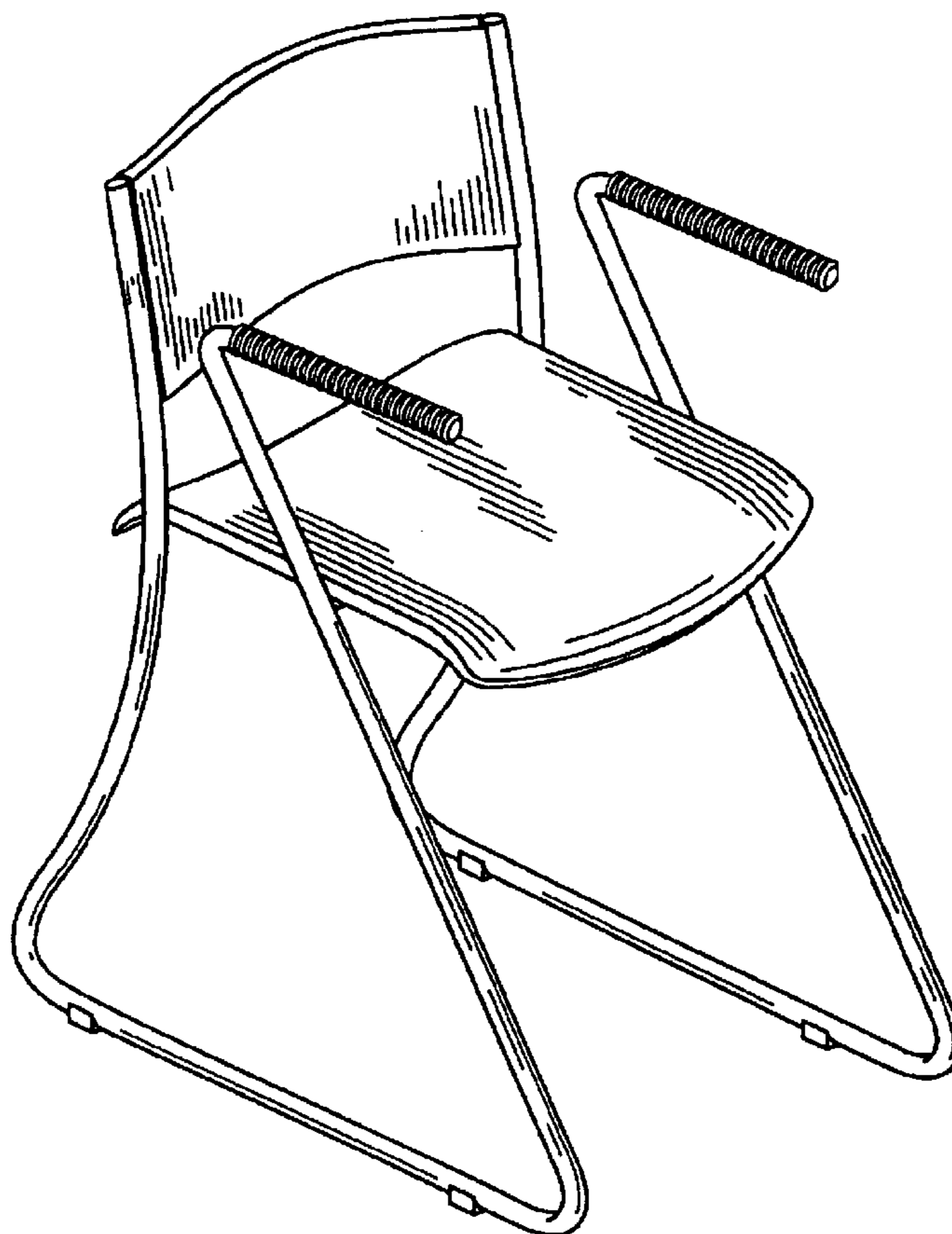
FIG. 3 is a back side view thereof;

FIG. 4 is a left side view thereof, a right side view thereof being a mirror image of the left side view thereof;

FIG. 5 is a top view thereof; and,

FIG. 6 is a bottom view thereof.

1 Claim, 5 Drawing Sheets



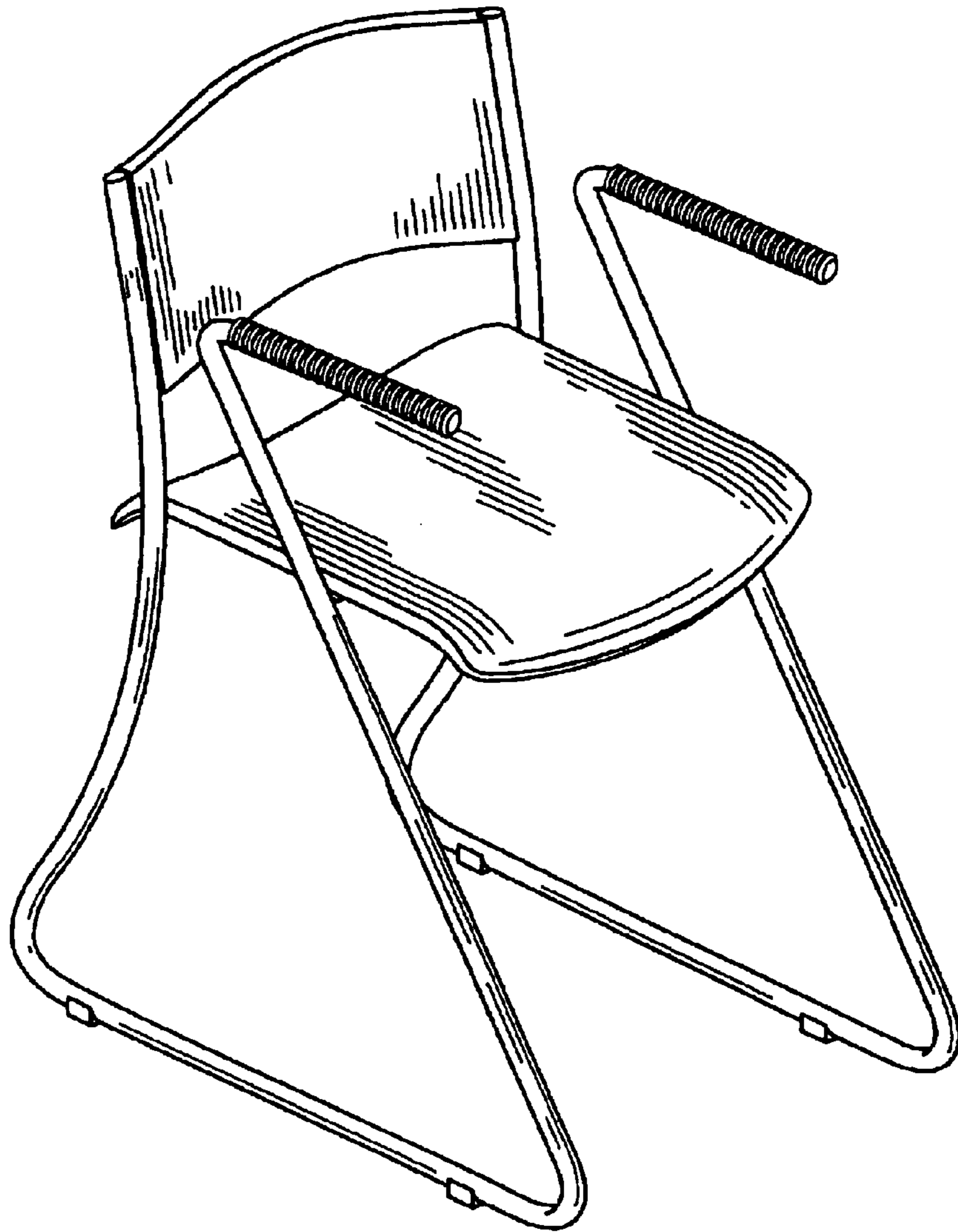


FIG. 1




FIG. 2




FIG. 3

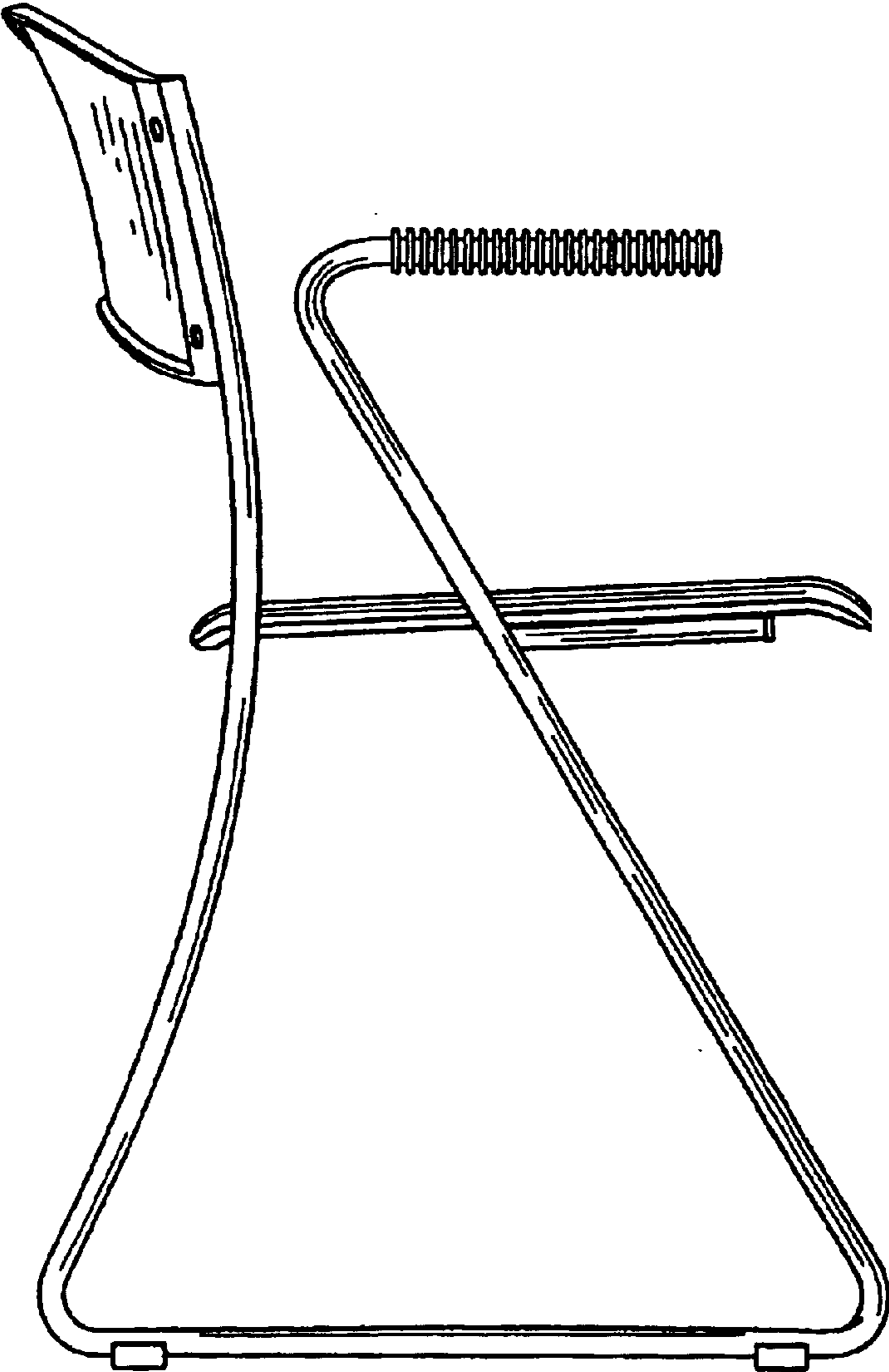


FIG. 4

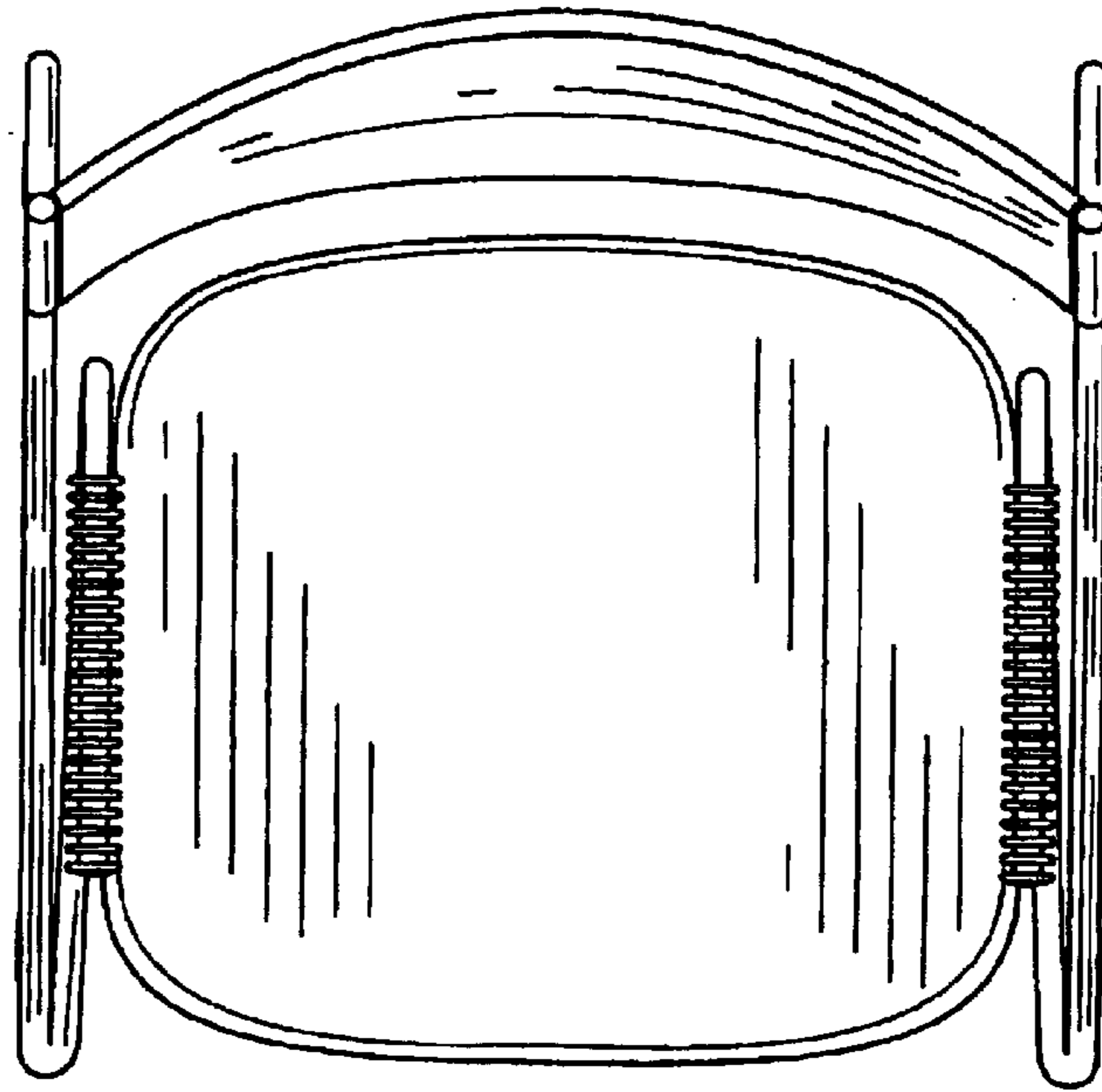


FIG. 5

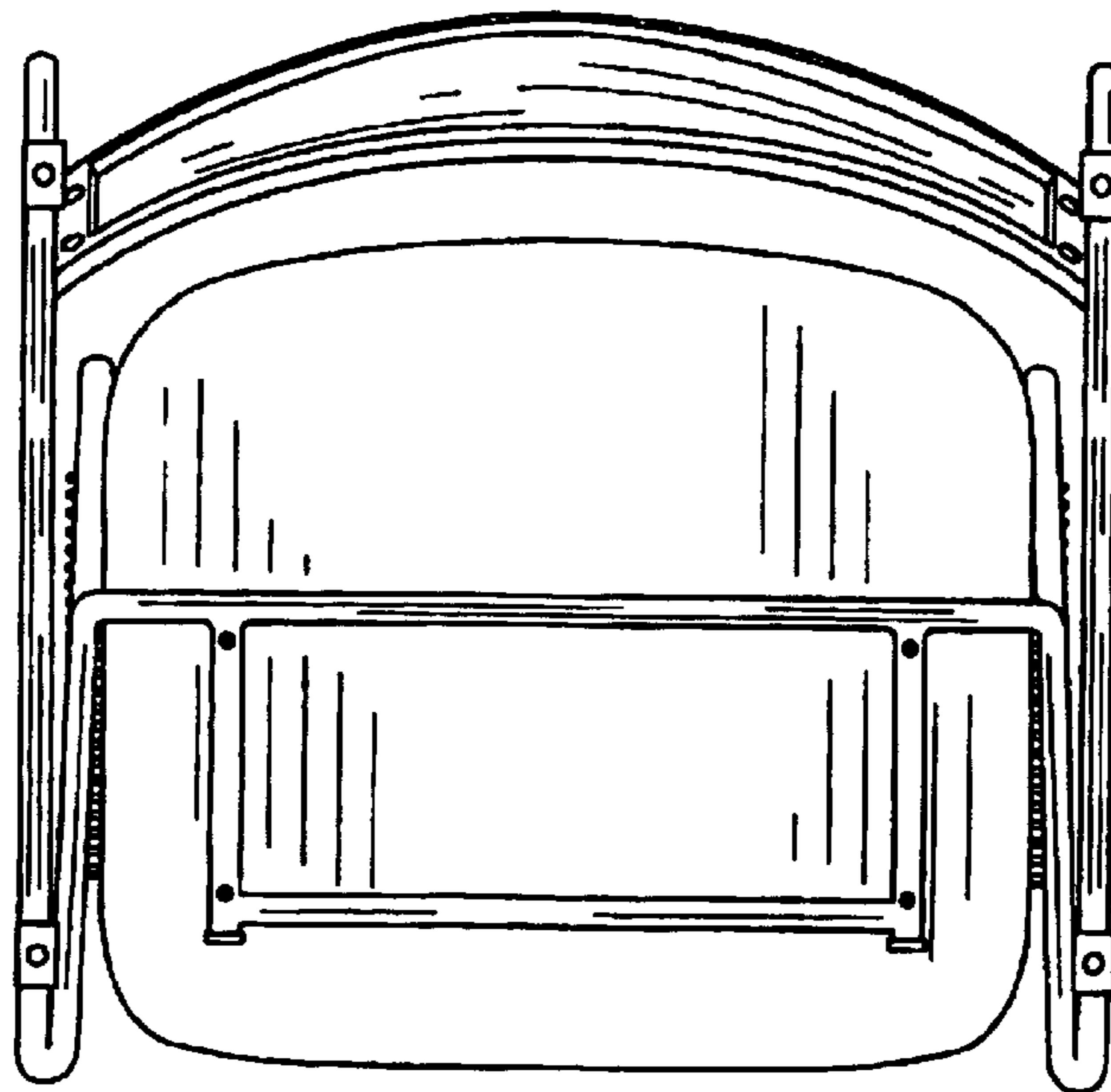


FIG. 6