

US00D504239S

(12) **United States Design Patent**
Gosselin et al.

(10) **Patent No.:** **US D504,239 S**
(45) **Date of Patent:** **** Apr. 26, 2005**

(54) **HANGER**

(75) Inventors: **Yves Gosselin**, Lachenaie (CA);
Richard Lalonde, Mascouche (CA)

(73) Assignee: **Effigi Inc.**, Laval (CA)

(**) Term: **14 Years**

(21) Appl. No.: **29/206,101**

(22) Filed: **May 25, 2004**

(30) **Foreign Application Priority Data**

Mar. 19, 2004 (CA) 106297

(51) **LOC (7) Cl.** **06-08**

(52) **U.S. Cl.** **D6/326**

(58) **Field of Search** D6/326, 315, 317,
D6/318; 223/85, 88, 90, 91, 93, 95, 96

(56) **References Cited**

U.S. PATENT DOCUMENTS

702,619 A * 6/1902 Black 223/88
1,193,356 A * 8/1916 Buxton 223/94
1,229,707 A * 6/1917 Bovee 223/90

1,805,573 A * 5/1931 Dinsmore 223/92
2,074,615 A * 3/1937 Look 211/31
2,895,657 A * 7/1959 Laughton 223/92
D324,313 S * 3/1992 Kolton et al. D6/318
D335,581 S * 5/1993 Gouldson D6/318
D440,777 S * 4/2001 Giustini D6/328

* cited by examiner

Primary Examiner—Stella Reid

Assistant Examiner—Shanda C. Hill

(74) *Attorney, Agent, or Firm*—Darby & Darby


(57) **CLAIM**

The ornamental design for a hanger, as shown and described.

DESCRIPTION

FIG. 1 is a front perspective view of the hanger.
FIG. 2 is a back perspective view of the hanger of FIG. 1.
FIG. 3 is a front view of the hanger FIG. 1.
FIG. 4 is a back view of the hanger of FIG. 1.
FIG. 5 is a top view of the hanger of FIG. 1.
FIG. 6 is a bottom view of the hanger of FIG. 1.
FIG. 7 is a left side view of the hanger of FIG. 1; and,
FIG. 8 is a right side view of the hanger of FIG. 1.

1 Claim, 6 Drawing Sheets



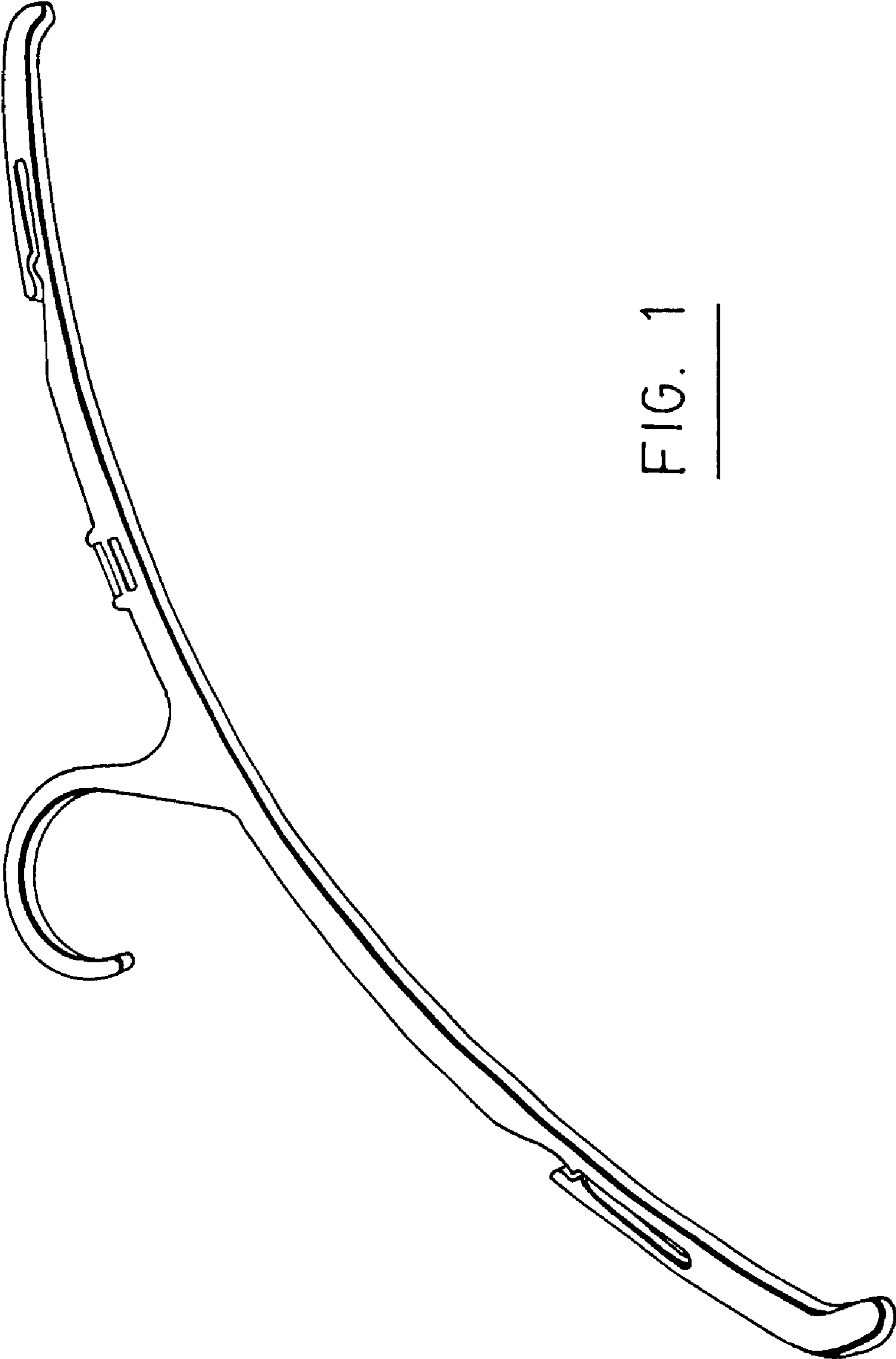


FIG. 1

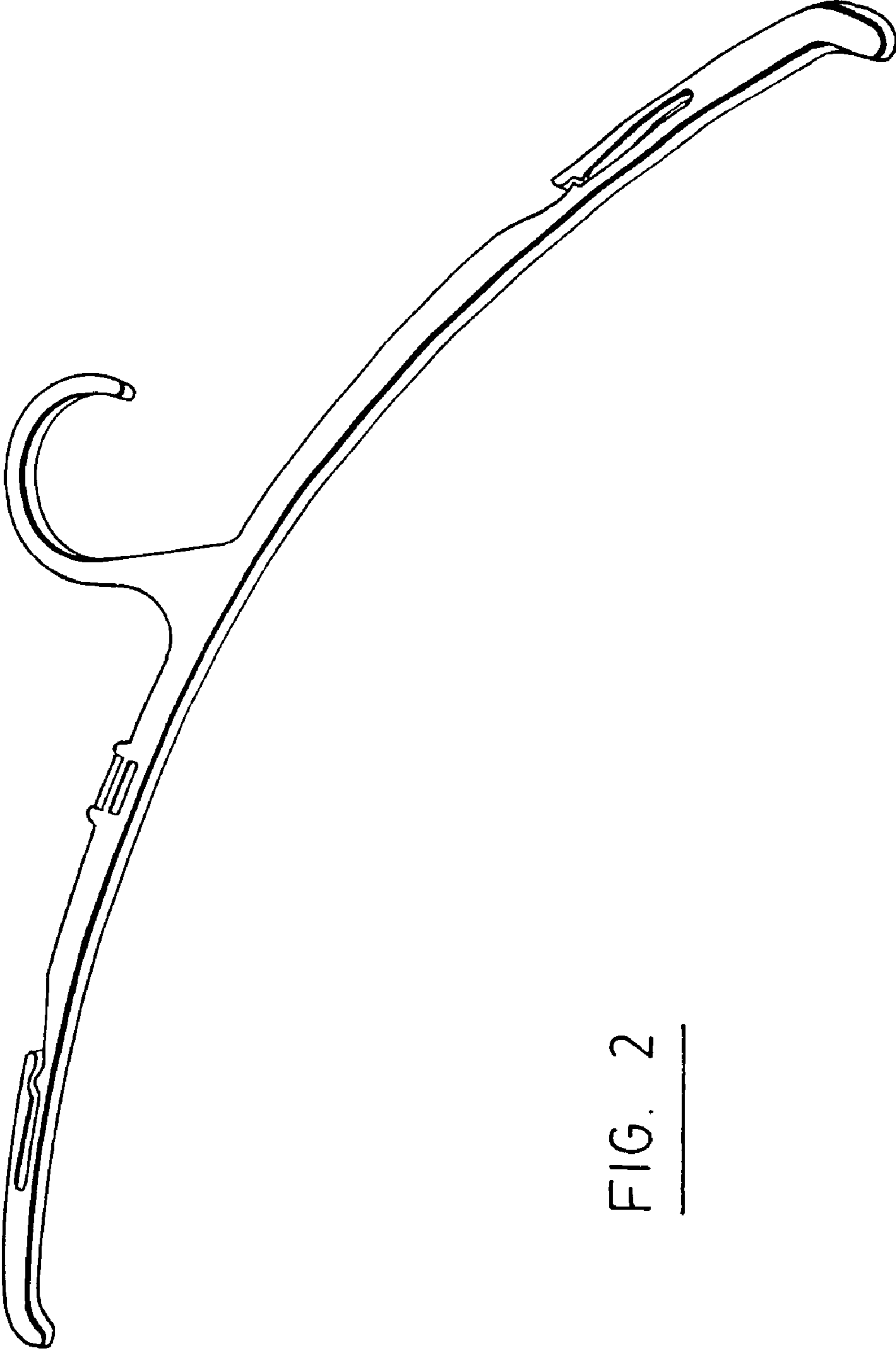


FIG. 2

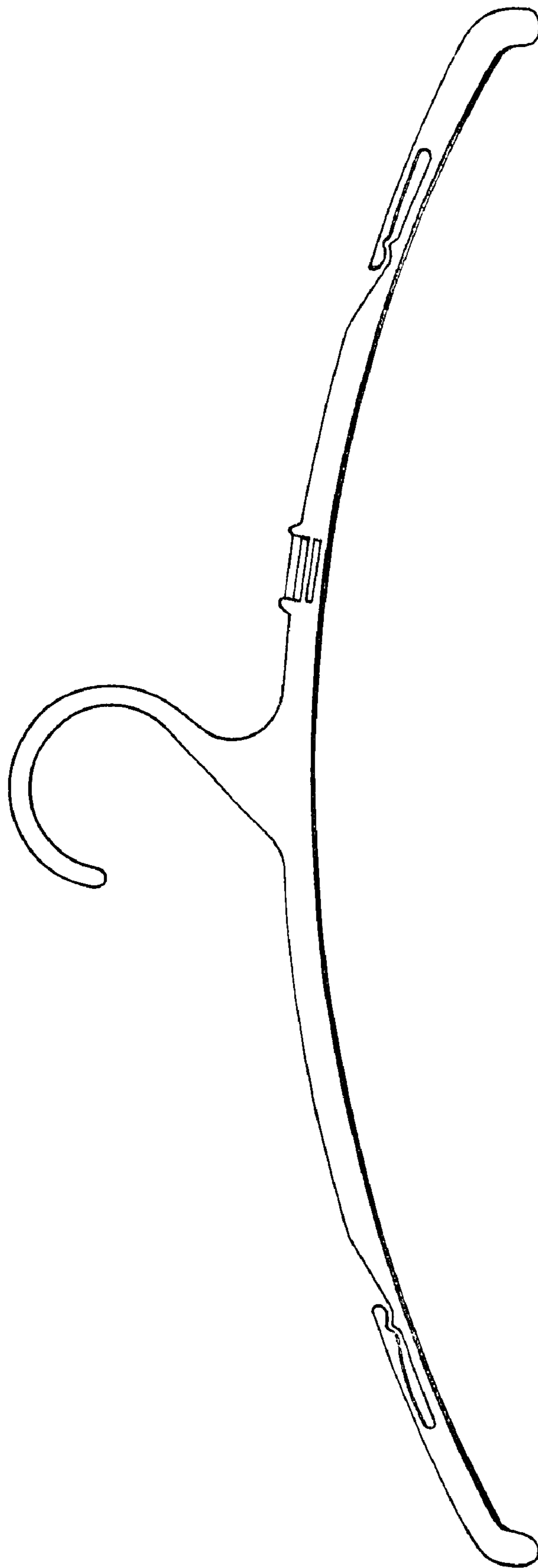


FIG. 3

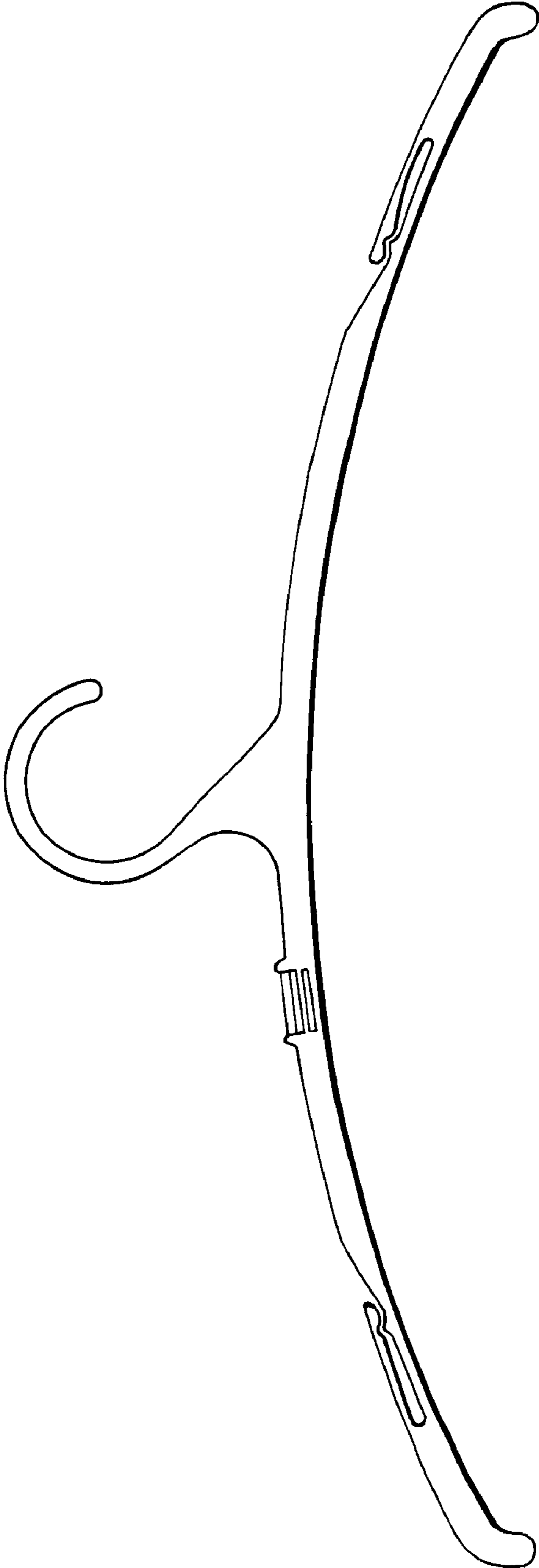


FIG. 4

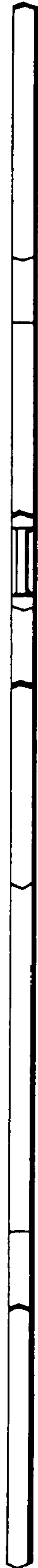


FIG. 5



FIG. 6



FIG. 7



FIG. 8